



# Annual Report 2020

Form 56-1 One Report

GFPT Public Company Limited



**Good Food**  
*for Happiness*







**Annual Report 2020**

Form 56-1 One Report

# Contents

Form 56-1 One Report

<b>23</b>	Message from the Chairman	<b>76</b>	Impact Management for Stakeholders in Value Chain
<b>Part 1</b>		<b>94</b>	
Business Operations And Financial Results	<b>59</b>	Sustainability Management in Environmental Dimension	<b>Part 2</b>
	Dividend Payment Policy		Corporate Governance
<b>26</b>	<b>60</b>	<b>98</b>	<b>126</b>
Structure and operations of the Group	Risk Management	Sustainability Management in Social Dimension	Corporate Governance Policy
<b>26</b>	<b>74</b>	<b>114</b>	<b>135</b>
Policy and overall business operations	Business Driving for Sustainability	Management Discussion and Analysis	Corporate Governance Structure and Information about the Board of Directors, Sub-Committee, the Executives, and Employees
<b>34</b>	<b>74</b>	<b>124</b>	<b>154</b>
Nature of Business	Sustainable Management Policy and Goals	General Information and other important information	Corporate Governance Report
<b>56</b>			
Shareholding structure			

166

Internal Control and  
Connected Transactions

## Part 3

Financial Statements

175

Financial Statements

## Part 4

Certification Of The  
Accuracy Of Information

266

## Attachment

268

- + Information of Directors, Executive, Authority Persons and Company Secretary
- + Information of the subsidiary's directors
- + Information of Internal Audit Director
- + Assets for Business Operation and Details about the Property Appraiser
- + Corporate Governance Policy and Practice and Business Ethics
- + Report of the Audit Committee

## Appendix

302

- + GRI Content Index
- + Definition







# OUR HAPPINESS ROOTS FROM . . .










## GOOD FOOD

"Good Food" comes from value chain that we all work together to create every process for "Sustainable Happiness"





# GOOD CHICKEN

Producing good food, safe, and nutritious







## GOOD FARM

Taking good care of broilers in accordance with animal welfare principles and promoting natural behavior.









## GOOD FEED

Developing recipes with good nutrition and using high quality raw materials from responsible sources.






# GOOD PEOPLE

Treating employees equally as well as promoting quality of life and well-being








# GOOD SOCIETY

Supporting nearby communities and society to grow together







# GOOD ENVIRONMENT

Creating awareness of environmentally friendly business practice for sustainable growth



# FOR THE GREATER GOOD











**CHAIRMAN**



## Message from the Chairman

GRI 102-14

In 2020, global food industry faced sudden drop in demand due to the impact of Covid-19 pandemic which caused fluctuation in food supply chain including production, transportation, and international trade. The Company has closely monitored these situations and assessed related risks; and adjusted its business plan to accommodate with changing needs of consumers.

Year 2020 was a very challenging year for GFPT. Nevertheless, the Company's performance has been decent reflecting from its potential and competency to face an intense competition in the New Normal. The Company is strongly confident in operating its business as a "Good Chicken Producer" according to its strategy that covers all dimensions to foster innovation in chicken production and to meet food safety standards throughout the food chain, in order to gain trust from all stakeholders on the basis of responsibility.

From determination to drive organization through the value chain that creates sustainable ability, the Company has driven its business based on a balanced perspective in economy, society and environment. Therefore, the Company integrates operational framework incorporate the Sustainable Development Goals (SDG) into its business processes focusing on reducing environmental impacts from downstream to upstream along with raising awareness of employees to make the most of valuable resources. Furthermore, the Company has a scholarship program for employee's children such as donating to purchase medical equipment, and promoting social activities in religion support through government agencies and various private organizations. The Company also sets standards on occupational health and safety, and care of employees' quality of life by taking care of their well-being and treat them equally.

Lastly, the Company grows its business together with ethics on the basis of good corporate governance in order to operate business transparently, fairly and accountably. In addition, the Company has set an anti-corruption policy which reflect being a good corporate governance company. As a result, the Company has been evaluated by "Excellent" CGR rating which considered as an important encouragement that make the Company strives to operate business in creating value for our stakeholders.

On behalf of the chairman, I would like to thank all stakeholders who have given trust and support to the Company as well as thank all employees for their dedication and responsibility which are important to make the Company operate in the midst of uncertainties based on the philosophy of sustainability resulting in receiving the Thailand Sustainability Investment Award for 3 consecutive years.


In 2021, it will be another challenging year for "GFPT". We will grow steadily together with returning to our stakeholders in all aspects, as our potential and determination of being the "Good Chicken Producer" which trusted by both domestic and international customers. The Company would like to assure that we will grow steadily as well as achieve its ultimate goal of sustained growth.



**Mr. Prasit Sirimongkolkasem**

Chairman

## GFPT Awards



1.

### Thailand Sustainability Investment Since 2018-2020

(Thailand Sustainability Investment: THSI)



2.

### "Excellent" rating from the CGR Since 2016-2020

Corporate Governance Report of Thai Listed Companies (CGR)



3.

### Anti – Corruption Certified to be a member of CAC

(Collective Action Coalition)



4.

### Best Overall Investor Relations (Small Cap)

(IR Magazine Awards – South East Asia 2020)



## ABOUT THIS REPORT

GRI 102-50, GRI 102-51, GRI 102-52, GRI 102-53, GRI 102-54, GRI 102-55

GFPT Public Company Limited prepares “Form 56-1 One Report” in order to communicate its business strategies, management processes, operating results of economic, society, and environment, and issues that are considered to have material impact to the Company and its stakeholders. This report is prepared based on the Global Reporting Initiative Guidelines (GRI) Standards, “Core” Option, reporting on annual basis starting from 1 January 2020 to 31 December 2020. The GRI Content Index is also disclosed in the end of this report.

In order to provide information accessibility efficiently and beneficial for its stakeholders. The report is prepared in both Thai and English language on the Company’s website ([www.gfpt.co.th](http://www.gfpt.co.th)).

For further information, contact Company Secretary at telephone: 0-2473-8000, facsimile: 0-2473-8398, e-mail: [cs@gfpt.co.th](mailto:cs@gfpt.co.th).





# 1. Structure and operations of the Group

## 1.1 Policy and overall business operations

GFPT Public Company Limited (“GFPT” or “the Company”) was incorporated as a juristic person under the Civil and Commercial Code on 25 November 1981. The Company initially set up to operate chicken processing for export. The major shareholders are Sirimongkolkasem family. The Company has continuously expanded its operations; until now, the Company and its subsidiaries’ core businesses cover agriculture, livestock, and food processing. Its fully vertical integrated chicken production consists of feed production, integrated farm operations, chicken evisceration and processing, and further processing.

### Business Policy

The Company sets business policy to be the leader of the integrated further production of livestock and agriculture. The Company undertakes to provide food safety products and traceability. The Company is committed to operating the business with environmental friendliness and contributing to society.





# VISION

GFPT strives to be a leading chicken meat exporter with its fully vertical integrated chicken production

# MISSION AND STRATEGY

GRI 102-16

GFPT outlines its 7 mission statements to achieve the best practice in food production. The Company's strategies are crafted to serve its missions



## 1

### Quality

Enhance product quality to international standards

Strategy : Selecting the finest raw materials in our food processing factory and placing strictly control in all production processes to ensure that our chicken products meet international standards and are valued by both domestic and international customers.

## 2

### Food Safety

Achieve confidence through the traceability system

Strategy : With our traceability system in place, we can be fully confident to ensure that our products are safe before being delivered to the consumers.

## 3

### Innovation

New product development using modern technology

Strategy : Continuously conducting research and development for new products in addition to adopting advanced technologies to constantly expand its business.





## 4

### Satisfaction

**Be attentive to the customers' needs to ensure their highest satisfaction**

Strategy : Be attentive to the customers' needs as well as offering products which meets international standards at a fair pricing policy.

## 5

### Responsibility

**Build awareness and be responsible towards the society and environment**

Strategy : Establish good principle of morality and an awareness of a responsibility towards the society and environment; maintain a balance between the impact on the environment, society, and economic profits to achieve a sustainable growth of our business.

## 6

### Expertise

**Encourage personnel's capabilities to become experts**

Strategy : Encourage the development of each personnel's capabilities in all divisions to become experts in their field of operation and to establish long term stability by creating confidence in a better quality of life with the Company which shall in turn lead the Company to the international level.

## 7

### Alliance

**Build long term relationship with business partners**

Strategy : Establish good relationship on the foundation of trust and fairness to maintain long term business cooperation.

## Major Development of the Company GRI 102-10



### 1981

- Registered in the name of General Foods Poultry (Thai) Company Limited.

### 1989

- The Company's name changed to "GFPT Company Limited".



### 1991

- Backward business expansion to complete vertical integrated chicken production by investing 99.99% share in FKT (parent chicken farm), M.K.S. (broiler farm), and GFF (processed food factory) and acquiring 65.00% shares in KT (feed mill).

### 1992

- Listed in the Stock Exchange of Thailand with registered share capital of THB 1,000 million.



### 1993

- Invested 49.00% shares in McKey (processed food products factory).

### 1994

- GFPT Company Limited changed to "Public Company Limited".

### 2002

- Bought additional shares of KT, consequently, the Company's share ownership increased to 96.50%.

### 2003

- Invested 99.99% shares in GP (Grandparent chicken farm)
- Increased its registered share capital THB 1,400 million and paid-up capital of THB 1,253.82 million.







## 2008

- Invested 49.00% shares in GFN (chicken processing plant and further processing factory).

## 2010

- Performed stock split from THB 10 per share to THB 1 per share.

## 2012

- Bought additional shares being offered amounted THB 903.56 million to maintain its 49.00% share ownership.

## 2014

- “Krungthai Feedmill Public Company Limited” name changed to “Krungthai Food Public Company Limited”
- FKT expanded parent chicken farm, capacity increased by 15 million chicks per year.

## 2016

- GP expanded grandparent chicken farm, capacity increased by 800,000 chicks per year.



## 2017

- GFF increased its registered share capital to THB 160 million to expand its sausage production capacity.
- McKey set up its new further processing plant.

## 2018

- M.K.S. expanded broiler farm, capacity increased by 11 million broilers per year.

## 2020

- Improved further processing factory including building, equipment, and system to increase production capacity in the future.
- Continued bought additional shares of KT, subsequently, the Company's share ownership increased to 98.29%.

## Future Project

GFPT Group focuses on organic growth through expanding capacity of processed chicken along with our vertical integrated chicken production. Backward integration starts from expansion of grandparent chicken farm, parent chicken farm, and broiler farm for our future business expansion.

In the future, GFPT plans to construct new chicken processing plant on area of over 700 rai at Thung Khwang Sub-district, Chonburi province. There is new slaughter house with capacity at 150,000 birds per day and further processing factory with capacity at 24,000 tons per year to facilitate increasing of consumer demand and export markets.

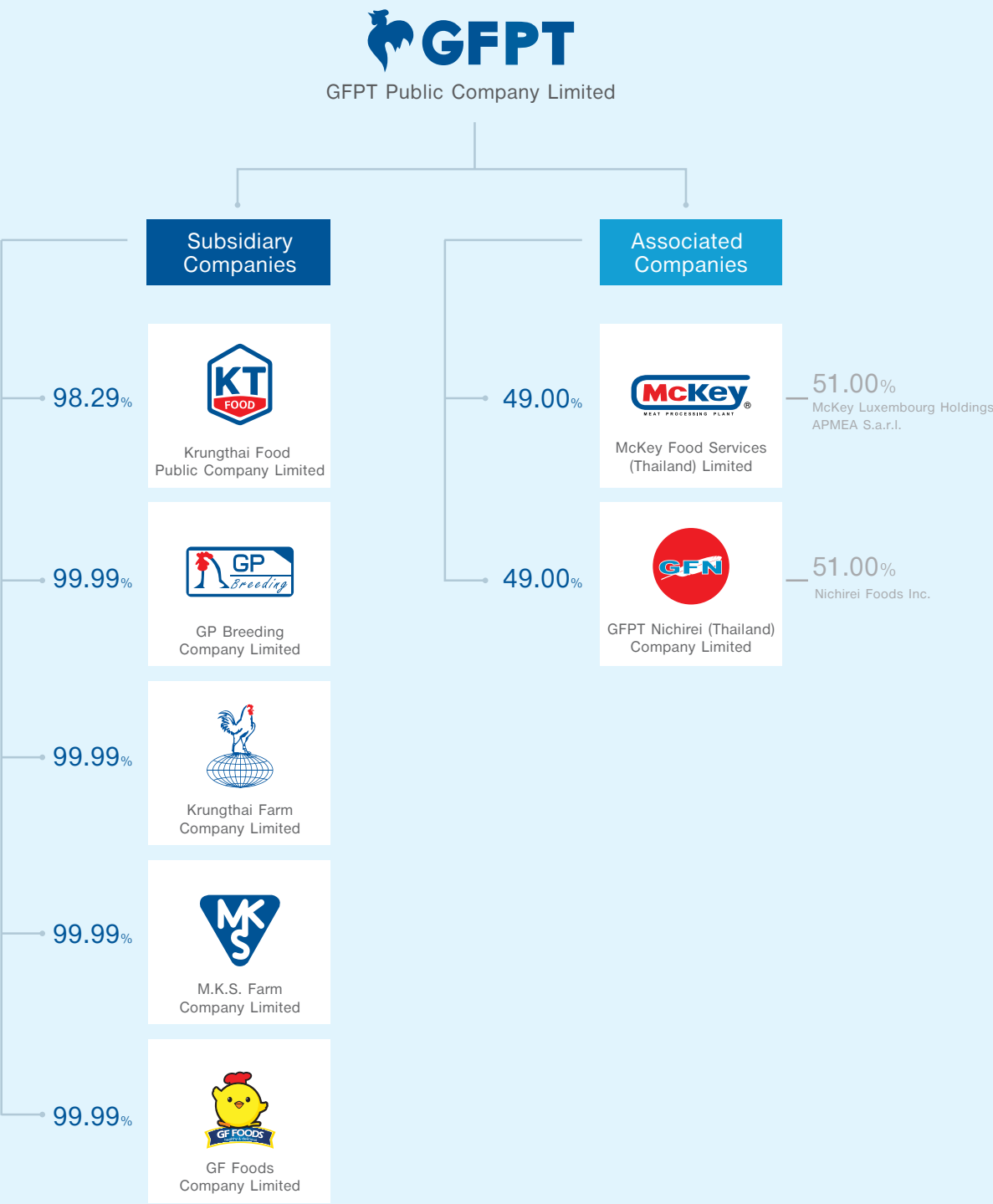
To comply with sustainable business policy, the Company focuses on production process to be efficient for good quality production and food safety products in accordance with international standards and environmental friendliness. The Company uses new technology for our production process as well as traceability system. Chickens are raised by animal welfare principle. We are also responsible for environment by using resource efficiently and maximizing benefit.





# Company Group Structure GRI 102-45

Group Structure as at December 31, 2020







# 1.2 Nature of Business GRI 102-2

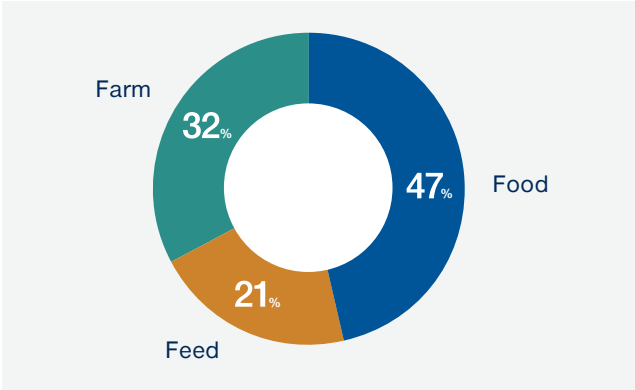
## Overview of Business Operation

GFPT and its subsidiaries (“GFPT Group” or “the Group”); operate in agriculture and food industry, specialize in fully vertical-integrated chicken production consist of feedmill, grandparent farm, breeder farm, broiler farm, chicken processing plant, further processing plant, food processing plant, and marketing and distribution of chicken meat and other agricultrial products. We operate in 3 business segments: (1) Food, (2) Farm, and (3) Feed.

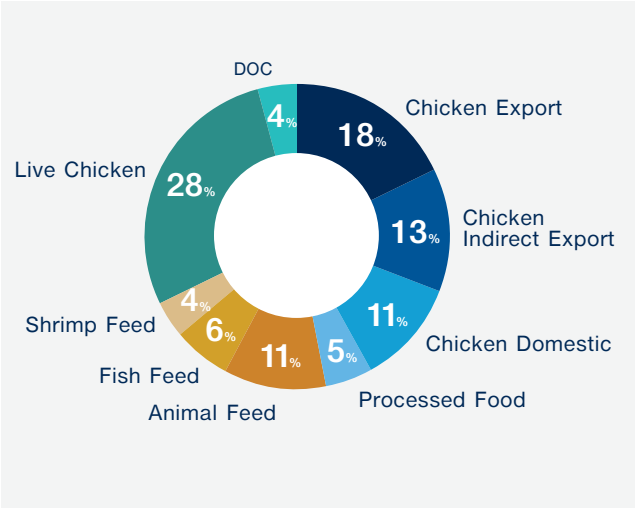
For 2020, GFPT Group had revenue of 2,725.47 million Baht or equal to 18.83% of revenue from sales. Details are shown as follow:



Revenue by Segment



Revenue by Product





## Revenue Structure of GFPT Group

Business Segment of GFPT Group	2018		2019		2020	
	Income (MB)	%	Income (MB)	%	Income (MB)	%
Food Segment	8,253.88	49.58	8,603.26	51.02	6,744.55	46.61
Farm Segment	5,264.13	31.62	5,088.53	30.17	4,707.56	32.53
Feed Segment	3,129.01	18.80	3,171.95	18.81	3,018.91	20.86
<b>Total Sales</b>	<b>16,647.02</b>	<b>100.00</b>	<b>16,863.74</b>	<b>100.00</b>	<b>14,471.02</b>	<b>100.00</b>

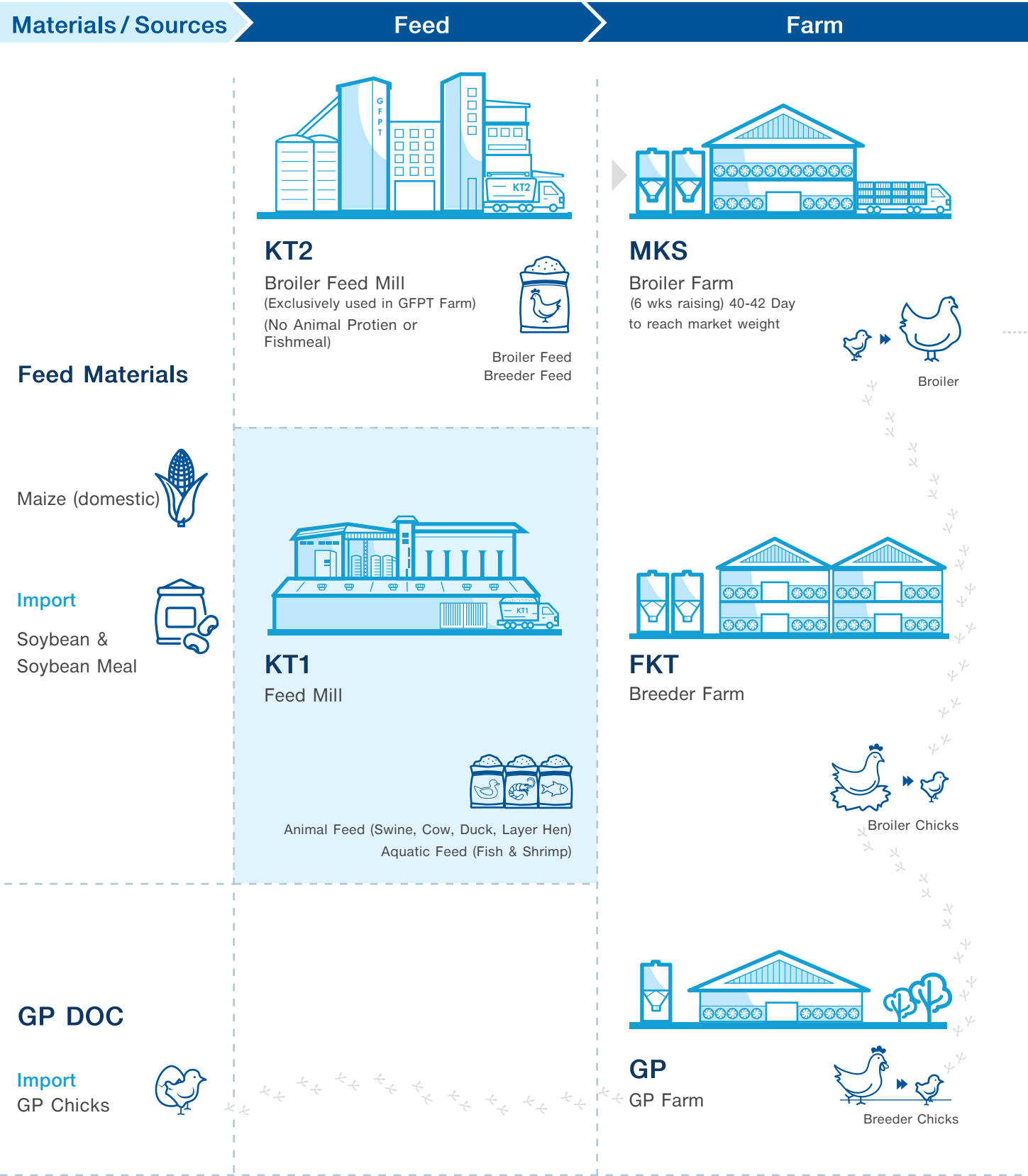
## Revenue from Export and Domestic Sales

	2018		2019		2020	
	Income (MB)	%	Income (MB)	%	Income (MB)	%
Revenue from Export Sales	4,188.28	25.16	4,081.12	24.20	2,725.47	18.83
Revenue from Domestic Sales	12,458.74	74.84	12,782.62	75.80	11,745.55	81.17

Over the past 3 years, GFPT Group has no single customer or customer group represented more than 30% of its consolidated revenue. GFPT Group has revenue from selling live broiler and chicken parts to GFN accounted for 29.21% of total revenue from sales and has revenue from selling chicken parts to McKey accounted for 13.01% of total revenue from sales.


# GFPT Fully Vertical Integrated Chicken Production GRI 102-9

GFPT fully vertical integrated chicken production focuses on food safety with traceability system and social responsibility.



## Food (Chicken Processing)

## Market / Distribution



**GFPT-PP**

Primary Plant



Chicken Meat,  
Chicken Parts &  
By-Products



**GFPT-FP**

Further Plant



Cooked Product



**GFF**

Processed Food Plant



Chicken Sausage  
GF FOODS

Joint Ventures



**McKey**

Further Plant

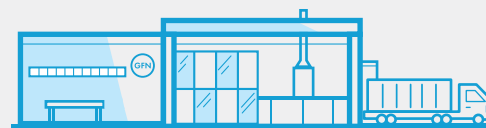


Cooked Product



**GFN-PP**

Primary Plant



**GFN-FP**

Further Plant



Cooked Product



**Export Market**

**Food**

Cooked Product &  
Frozen Chicken Meat



**Domestic Market**

**Food**



Cooked Product,  
Frozen Chicken Meat &  
Chicken Sausage

- \* Wholesalers / Fresh Market
- \* Modern Trade / Supermarket
- \* Food Services

**Farm**



Live Broiler & DOC

- \* Joint Ventures Plants
- \* Independent Farmers

**Feed**



Animal Feed & Aquatic Feed

- \* Feed Wholesalers
- \* Livestock Farmer



## Innovations in our vertical-integrated chicken supply chain

GFPT Group encourages development of innovation and technology to apply in our vertical-integrated chicken production such as

### Nutrition for our broiler chicken: Using new raw material (Organic Minerals)

Organic minerals have been introduced as a replacement for individual inorganic minerals in our broiler diet. The use of organic mineral ensures that mixability among mineral within our diet is consistent, ensuring that with every bite, our chicken will receive the wholesome nutritious feed. Additionally, organic mineral allows better absorption into the gastro-intestinal system, thus promoting optimal health benefit, while reducing the excretion waste of mineral into chicken manure and thus more sustainable for the environment. Lastly, the multi organic mineral complex can be handled easily and less hand weighing is required. Therefore, less time is required for preparation and thus improving productivity as well as more ergonomic, less fine dust exposure for our workers and thus better health.



### New Product: Cage Free Eggs

To meet consumer's trend that concern with animal welfare, FKT has developed a farm project to produce Cage Free Eggs which come from layer hens that are raised without cage to be an alternative quality product for consumers in Thailand. Layer hens are raised naturally and cage free in closed housing in accordance with the principles of animal welfare. Layer hens are properly cared throughout their lives; including have a good hygiene, good health, and good comfort, access to a plentiful supply of water and feed, have adequate space, free to roam around, able to express normal behaviors and receive professional veterinary attention.



### Information Technology: Implementation for new HR software system

A new HR Software system has been implemented at KT Feedmill with the scope including both Human Resource Management (HRM) and Human Resource Development (HRD) sectors. The self-service module of the software has also been implemented. With the new system, this allows KT to streamline our work in real time, plan our work force better, improve our ability to evaluate individual performance of our team more efficiently. The standard software allows us to reduce work redundancy as well as reducing the amount of paper needed to make report significantly. The self-service module allows the employee.

## Food (Chicken Processing)

### Chicken Processing Business

Chicken processing business operated by GFPT Public Company Limited, the Group's parent company. GFPT is primarily engaged in the production, processing, marketing, and distribution of fresh, frozen, and fully-cooked chicken meat products to retailers, wholesalers and foodservice businesses in Thailand and other international markets. GFPT's products are (1) fully-cooked chicken products and (2) fresh chicken meat which are sold under "GFPT" and customer's brands.

- 1) **Cooked Chicken Products** refer to portion-controlled chicken parts that seasoned, battered, cooked by frying, steaming, or grilling; and then going through freezing process; for example: steam breast fillets, fried chicken strips, chicken nuggets, chicken patties, grill chicken wings and etc.
- 2) **Fresh Chicken Meat** refer to freshly refrigerated or frozen chicken parts added value by deboning and cutting into portion controlled and specific shape i.e. skinless boneless breast, boneless leg meat, inner fillets, chicken wings, chicken paw etc. In addition, chicken by-products such as chicken entrails, carcass, intestine and head.



### Key Customers and Distributions

- **Export Market:** GFPT exports its fully-cooked chicken products and frozen chicken part to international countries such as Japan, China, England, European Union, and other countries. In 2020, our export sales accounted for 18.4% of consolidated revenue.
- **Indirect Export Market:** The Company sells value-added chicken meat are sold to food processing plants for further processing into ready-to-eat, ready-to-made, or semi-finished food for export to international countries. This sale category is considered being indirect exports, accounted for 13.5% of consolidated revenue.
- **Domestic Market:** fresh chicken parts are marketed domestically to food retailers, food wholesalers, food service distributors, restaurant operators, and modern trade businesses. In 2020, our domestic sales accounted for 10.8% of consolidated revenue.

Chicken processing business is very important as it is final production point to distribute food to customers and consumers. Food safety and chicken meat quality are therefore strictly controlled at every stage of production before the products are delivered to customers and consumers. We have implemented several international standards of quality control systems such as GMP, HACCP, etc.

### Marketing policies and strategies and competition

- We are a complete manufacturer of processed chicken feed. It has an advantage in quality of broilers, good farm management and cost management.
- Focus on producing processed chicken products with added value and cooked processed food products.
- Produce processed foods and poultry that are food safe. There is an efficient traceability system throughout the food production chain.
- Build customer trust by focusing on building good long-term relationships with customers.

## Chicken Meat Situation in 2020 and Outlook for 2021

### Global Chicken Meat Situation in 2020 <sup>1</sup>

In 2020, the world's total chicken meat production is about 100.406 million tonnes, an increase of 1.10% from 2019. United States remains the world's largest chicken producer with production volume of 20.239 million tonnes (20.1% of global output); followed by China at 14.600 million tonnes (13.9%), Brazil at 13.880 million tonnes (13.8%), and EU at 12.200 million tonnes (12.6%).

Global chicken meat consumption is about 98.041 million tonnes increased 0.85% from 2019. The United States is the world's largest chicken consumption with consumption volume of 16.960 million tonnes; followed by China at 15.200 million tonnes, EU at 11.370 million tonnes, and Brazil at 10.125 million tonnes. China has highest growth in chicken consumption at 9.34% YoY due to stronger demand of chicken meat to substitute pork supply loss from an African Swine Fever (ASF) outbreak.

Global chicken meat export is about 11.916 million tonnes increased 0.69% from 2019. Brazil is the world's largest chicken meat exporter with export volume of 3.760 million tonnes; followed by the United States at 3.391 million tonnes and the EU at 1.450 million tonnes. Thailand ranked 4th position in the world largest chicken meat export with volume of 0.855 million tonnes.

Global chicken meat import is about 9.496 million tonnes, down 2.57% from 2019. Japan remains the world's largest chicken meat importer with import volume of 1.015 million tonnes; followed by China at 1.00 million tonnes, Mexico 0.830 million tonnes and the European Union 0.620 million tonnes.

### Thai Chicken Meat Situation in 2020 <sup>2</sup>

Thailand is the world's 8th largest chicken meat production. Thai chicken industry has continued to grow; reflected from increasing in demand of domestic chicken consumption due to the fact that chicken meat price is cheaper comparing to other meat i.e. pork and beef, and consumers trend towards lean and low-fat meat. In addition, chicken meat is commonly used in food service businesses due to its convenient to prepare and require less cooking time.

In 2020, Thai chicken exports declined due to several factors: (1) the COVID-19 epidemic damaging the global economy; (2) slowing global purchasing power impacted from lock-down measures in many countries, resulting in a decrease in consumption demand from major trading partners such as Japan, UK and the European Union; (3) shortage of containers and rising of freight cost; and (4) the appreciation of Thai Baht.

**Production:** In 2020, Thai broiler production was around 1,694.52 million, or equivalent to 2.50 million tonnes, up 6.67% from 2019.

**Consumption:** Thailand chicken consumption is about 1.60 million tonnes, 11.00% up from 2019; which accounted for 64% of total chicken production.

**Export :** Thailand is the world's fourth largest exporter with an export value of 109.044 billion Baht, from total export volume of 937,833 million tonnes, down 1.70% from the previous year. Cooked chicken products accounted for 59% of the total export volume (549,886 million tonnes) and frozen chicken meat accounted for 41% (387,947 million tonnes). Major export markets of Thailand are Japan 46%, EU and UK 29% and other countries 25% of total export volume.

- **Japan** is Thailand's major export market of chicken meat. In 2020, Thailand exported 436,420 tonnes of cooked chicken product and frozen chicken meat to Japan, slightly lower by about 0.3% compared to 2019 due to the outbreak of the COVID-19 and the economic slowdown.
- **The European Union and the United Kingdom** together are Thailand's second largest export market in 2020. Thailand exported 268,771 tonnes of cooked chicken product and frozen chicken meat, decreased 16.1% from 2019 due to the outbreak of the COVID-19 and the economic slowdown of EU and UK.
- **Other countries** In 2020, Thailand exported to other countries such as China, South Korea, Hong Kong, Malaysia and Canada totaling 232,642 tonnes, an increase of 18.9% from 2019. China become an important market for Thailand with export volume of 109,860 tonnes, a 67.93% increase from 2019, as a result of stronger demand for chicken meat consumption to replace pork supply reduction from the African Swine Fever (ASF) outbreak.

<sup>1</sup> Source: USDA Jan 12, 2021

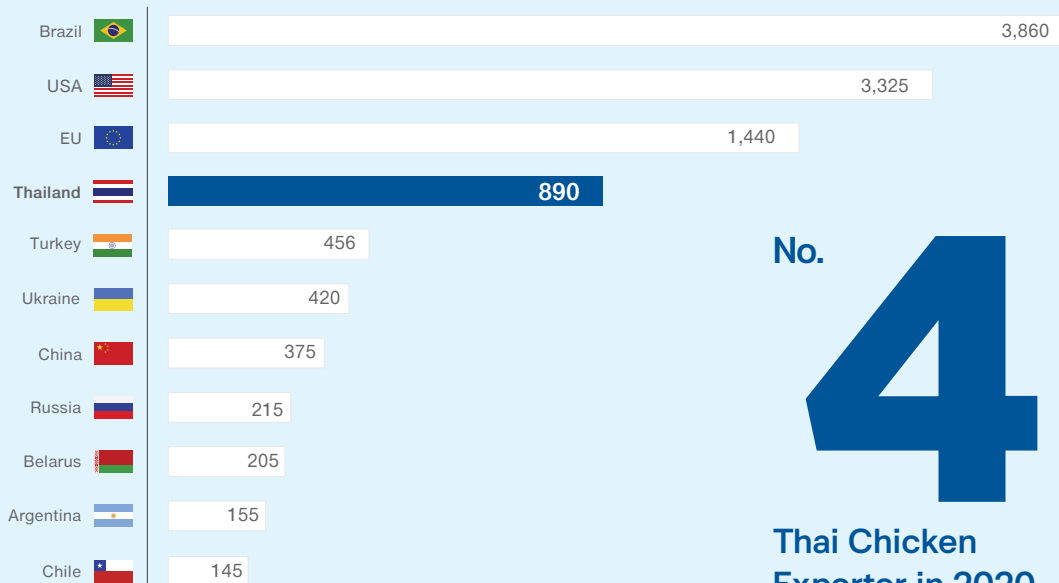
<sup>2</sup> Source: Office of Agricultural Economics; And Thai Poultry Association








### Globe Chickens Export in 2020<sup>1</sup> (million tonnes)



No. **4**  
Thai Chicken  
Exporter in 2020

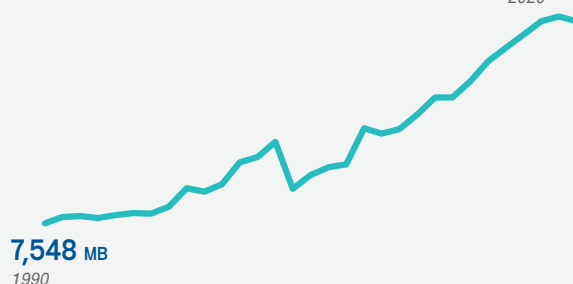


### Total Export Value in 2020<sup>1</sup>

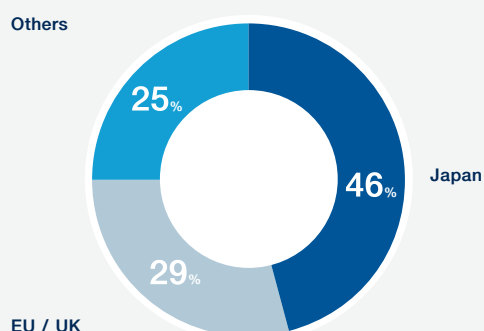
**109,004** MB

### Export Volume of Thai Chicken Product

**109,004** MB  
2020



### Thai Chicken Meat Export in 2020

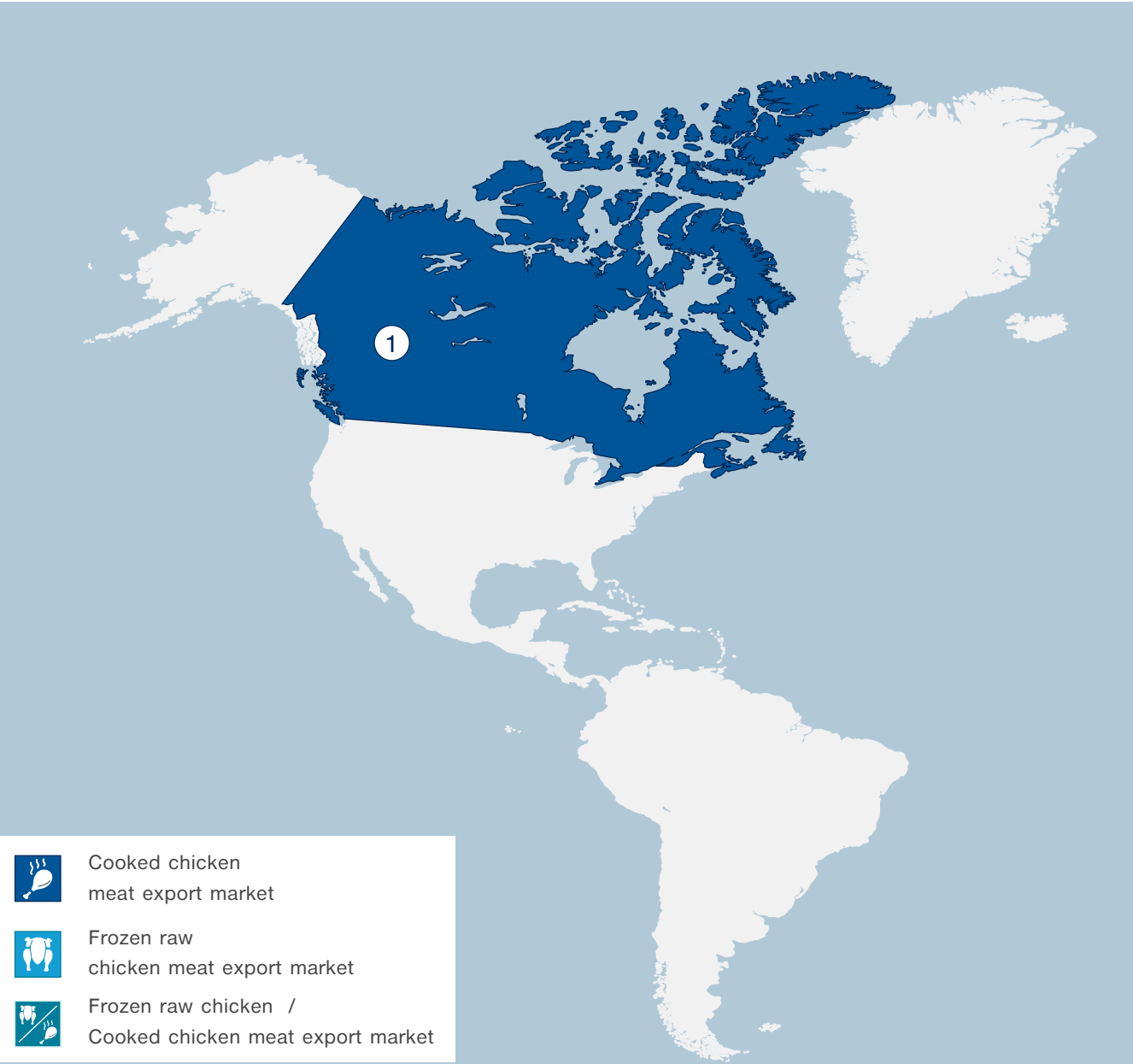


<sup>1</sup> USDA Publications; Livestock and Poultry: World Markets and Trade October 2020

Year 2020

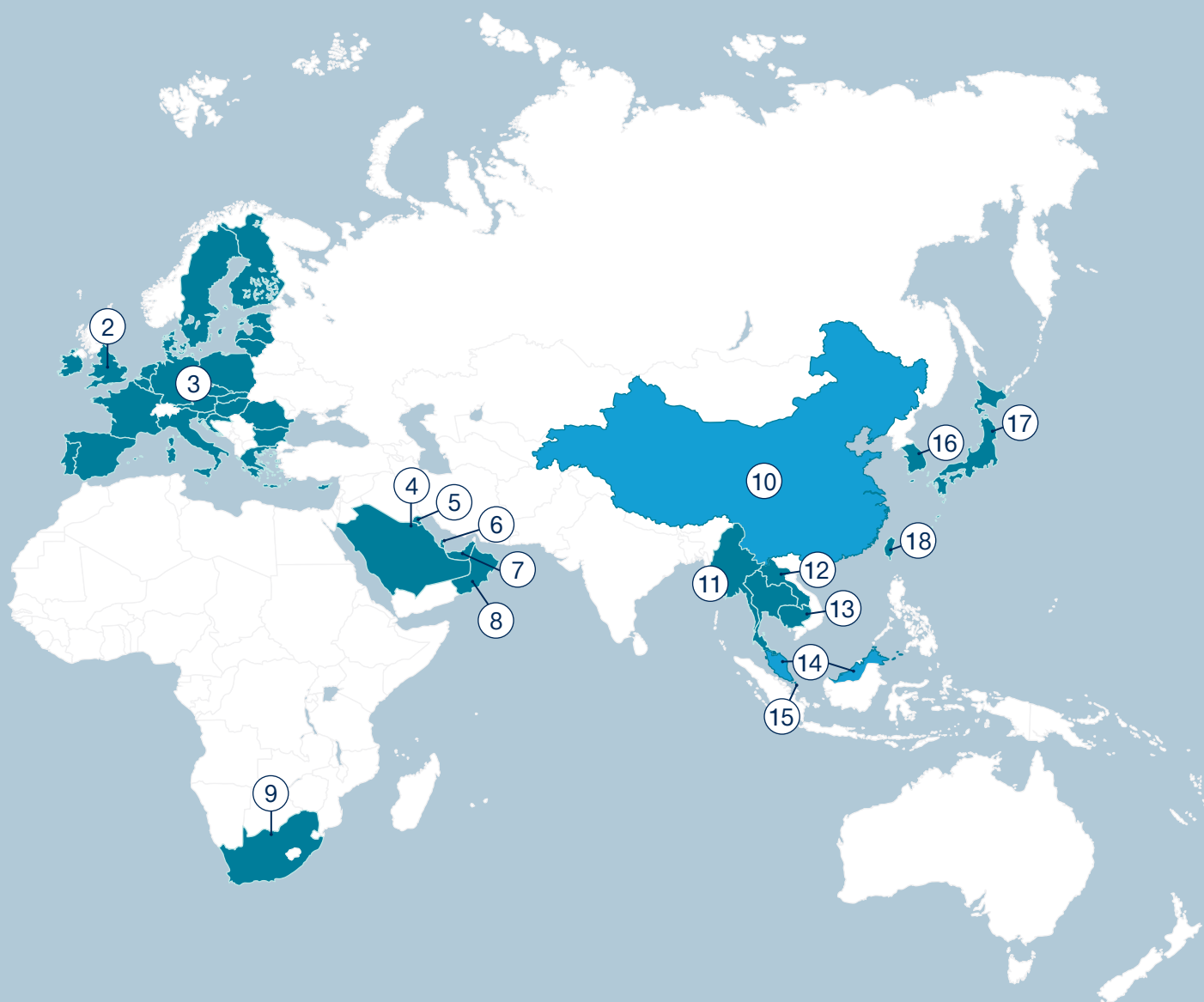
Total Export Volume of Chicken	Export Volume of Cooked Chicken	Export Volume of Raw Chicken
937,833 tonnes	549,886 tonnes	387,947 tonnes
Thai Broiler were raised	Thai Broiler Production	Thai Chicken Production
1,695 million birds	2,500 million tonnes	+6.67%

Source: Office of Agricultural Economics and Thai Poultry Association



## Export Market of Thai Processed Chicken

- |                  |                |               |
|------------------|----------------|---------------|
| ① Canada         | ⑦ Qatar        | ⑬ Cambodia    |
| ② United Kingdom | ⑧ Oman         | ⑭ Malaysia    |
| ③ European Union | ⑨ South Africa | ⑮ Singapore   |
| ④ Saudi Arabia   | ⑩ China        | ⑯ South Korea |
| ⑤ Kuwait         | ⑪ Myanmar      | ⑰ Japan       |
| ⑥ Bahrain        | ⑫ Laos         | ⑱ Hong Kong   |







## Trends for 2021

In 2021, the broiler industry is forecasted to improve slightly. As the Thai economy and the world economy will gradually recover from 2020, consumption demand in both domestic and international markets should improve due to the relaxation of the lockdown measures. Thai chicken production in 2021 is expected at 1,721.89 million birds, with the output of 2.58 million tonnes, up 2.91% from 2020, as reflected by the expected domestic consumption of 1.66 million tonnes or 3.30% increase as chicken meat is likely to be a decent choice for meat consumption. Chicken meat is suitable for consumers who want nutritious food at a reasonable price to meet the cost of living. In addition, the tourism business is expected to recover in second half of 2021 which is likely to generate decent demand for more chicken meat products. (Source: Office of Agricultural Economics)

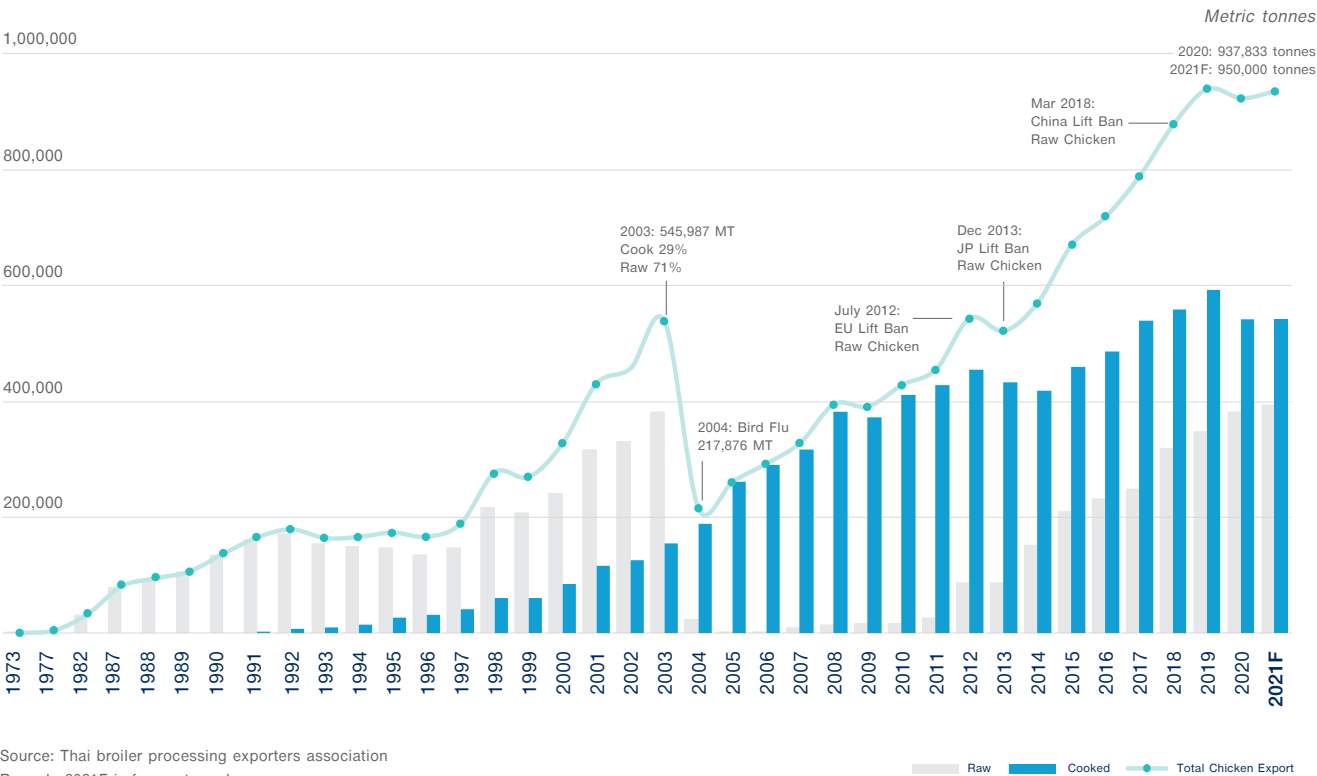
Exports of chicken meat products in 2021 still have an opportunity to expand. The export volume is expected to be 950,000 tons, a slight increase at 1.3% from 2020, with supporting factors including: (1) global broiler demand tends to continue to rise; (2) global economics expect to gradually recover (3) the outbreaks of the Avian Influenza (AI) and the African Swine Fever (ASF) affect broiler production in some countries and take time to recover; (4) free trade agreements (FTAs) between Thailand and trading partners help creating Thailand competitiveness; and (5) confidence of foreign countries towards the international standard of Thai chicken meat production. (Source: Thai Broiler Manufacturers Association)

However, several risks that may affect the growth of Thai chicken meat exports, as follows: (1) rising prices of feed materials; both maize and soybean; (2) the appreciation of Thai Baht; (3) the shortage of export containers; (4) the global economic crisis may cause recession and have slow recovery; and (5) uncertainty of the 2nd wave or 3rd wave of COVID-19 pandemic.

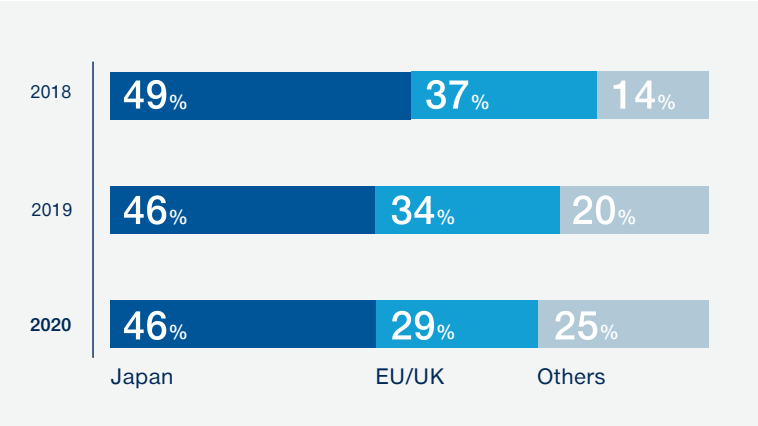
## Factors affecting the production and export of Thai chicken meat.

Supporting Factors	Risks Factors
<ul style="list-style-type: none"> <li>+ An increase in world population and a longer life span help increasing in demand for meat consumption. <a href="https://www.worldometers.info">https://www.worldometers.info</a></li> <li>+ Demand for chicken consumption is increasing due to (1) chicken is a low-fat protein; (2) chicken price is cheaper; (3) chicken is convenient and easy to cook; and (4) chicken has low impact on environment in comparison with other types of meat.</li> <li>+ Thai chicken industry has export potential due to (1) Thai chicken meat has good image in terms of quality and price; (2) Thailand has a suitable geographic location and infrastructure to support chicken exports; (3) Thai chicken businesses have expertise in manufacturing and exporting processed chicken meat that meets international standards and is well accepted; (4) the ability to produce fully-cooked chicken products which have value-added comparing to fresh chicken meat; and (5) Thailand has preventive measures and strict surveillance for disease outbreak.</li> <li>+ The outbreak of African Swine Fever (ASF) in China and neighboring countries causes surge in demand for chicken consumption for substitution of pork supply consumption and increase in demand for chicken meat export.</li> <li>+ Thai chicken exporters effectively manage the avian influenza outbreak. Compartments and Bio-Security have been implemented enabling confidence in the quality and food safety of Thai chicken meat from key trading partners.</li> </ul>	<ul style="list-style-type: none"> <li>- Thailand has to rely on foreign raw materials and production technology such as feed materials, breeders, vaccine, vitamins, and poultry processing machineries resulting in higher chicken production cost in comparison to other competitors such as Brazil, the United States and China.</li> <li>- Import countries increasingly implement Non-Tariff Measures (NTMs) on social issues to be set as an international trade standard such as labor standards, environmental standards, etc.</li> <li>- Appreciation of Thai Baht lessen competitiveness as Thai chicken products become more expensive in comparing to its competitors such as Brazil.</li> <li>- The COVID-19 pandemic negatively affects global economy and food consumption due to (1) economic slowdown of major import countries such as Japan, EU, and UK; (2) decrease of foreign tourists and domestic travellers; (3) less people eating outside; and (4) declining in food purchasing.</li> <li>- BREXIT could adversely affect the economic growth of EU and UK, which are the main markets for Thai chicken exports. The negotiations with EU to increase quotas for importing chicken from Thailand has not been resolved which can be a major constraint for expanding chicken export to EU and UK.</li> <li>- Intensive competition from increased chicken production in high-potential countries such as Brazil and emerging countries such as Vietnam and Poland.</li> </ul>

Thai Chicken Meat Export



Export of Thai Chicken Meat Products to Important Markets (2018-2020)



Source : Thai broiler processing exporters association





## Volume and Value of Thai Chicken Meat Export

Year	Frozen		Processed Product		Total	
	Volume (Tonnes)	Value (Million Baht)	Volume (Tonnes)	Value (Million Baht)	Volume (Tonnes)	Value (Million Baht)
2006	2,662	97	294,295	35,742	296,957	35,839
2007	11,052	522	322,471	36,791	333,523	37,313
2008	14,367	862	387,127	54,567	401,494	55,429
2009	18,260	1,242	378,809	51,492	397,069	52,734
2010	17,054	1,147	418,005	53,805	435,059	54,952
2011	27,258	1,881	435,267	60,290	462,525	62,171
2012	89,411	6,491	462,951	64,394	552,362	70,885
2013	89,092	7,776	436,590	63,168	525,682	70,944
2014	154,759	15,653	424,707	63,324	579,466	78,977
2015	215,045	19,655	466,028	69,259	681,073	88,914
2016	240,123	21,341	502,846	74,534	742,969	95,875
2017	252,666	24,084	548,705	78,489	801,371	102,573
2018	325,312	30,768	566,842	78,397	892,154	109,165
2019	353,328	29,423	600,682	82,117	954,010	111,540
<b>2020</b>	<b>387,947</b>	<b>32,915</b>	<b>549,886</b>	<b>76,129</b>	<b>937,833</b>	<b>109,044</b>
<b>2021F</b>	<b>400,000</b>	<b>34,000</b>	<b>550,000</b>	<b>76,000</b>	<b>950,000</b>	<b>110,000</b>

Source: Thai broiler processing exporters association

Remark: 2021F is forecast number

## Production and Consumption of Chicken in Thailand GRI 102-9

Year	Production (Million Chicken)	Production (Tonnes)	Change (%)	Consumption (Tonnes)	Change (%)
2017	1,488.06	2,105,310	4.30	1,346,940	1.39
2018	1,503.35	2,126,947	1.03	1,287,465	(4.42)
2019	1,588.63	2,347,491	10.37	1,445,009	12.24
<b>2020</b>	<b>1,694.52</b>	<b>2,503,961</b>	<b>6.67</b>	<b>1,603,961</b>	<b>11.00</b>
<b>2021F</b>	<b>1,721.89</b>	<b>2,576,890</b>	<b>2.91</b>	<b>1,656,890</b>	<b>3.30</b>

Source: Report on the Situation of Important Agricultural Products and Trends in 2021, Office of Agricultural Economics

Remark: 2021F is forecast number

## Processed Food Business

Processed food business operated by GF Foods Company Limited (“GFF”). The products of GFF include chicken sausage, meatball, and other processed food which are manufactured based on GFF’s formulation; received HALAL certification; and marketed under “GF Foods” brand to food retailer, food wholesalers, and food service businesses in domestic market.

GFF has 14 distribution centers in Thailand being:

Northern Region:	Lampang, Tak, Phitsanulok, and Nakhon Sawan
Southern Region:	Surat Thani, Songkhla, and Phuket
Northeastern Region:	Ubon Ratchathani and Buriram
Central Region:	Nakhon Pathom, Phetchaburi, and Chonburi
Bangkok:	Rama 2 and Wat Son

In 2020, the processed food sales accounted for 5.1% of consolidated revenue.




## Farm Business

In addition to its fully vertical-integrated chicken production, GFPT Group has a policy to raise chicken under its own farm facilities and to trade key raw materials internally among the Group such as live broilers, day-old-chicks, chicken feed, etc. in order to reduce dependence on external trade entities, minimize risk of price volatility, avoid risk of supply shortage, and gain confidence in farm management standard of GFPT Group.

By the Group’s chicken farm give priority to animal welfare it adheres to Good Agriculture Practices (GAP) as well as agricultural standards regarding good animal welfare practices. Land transport of animals of the National Bureau of Agricultural Commodity and Food Standards Ministry of Agriculture and Cooperatives including an appropriate environment (Environmental Enrichment) and safe from disease.

- Evaporative Cooling System
- Automatic feeding and water system
- Good standards for raising chickens and Strict disease prevention system







## Grandparent Farm

Our vertical-integrated chicken production starts with the grandparent farm operated by GP Breeding Co., Ltd. ("GP"). One-day-old chicks are imported from overseas and raised in GP growing farm for 25 weeks; then transfer to GP laying farm to produce fertile eggs. Fertile eggs are incubated at the GP hatchery to produce breeder pullets for selling to (1) Krung Thai Farm Co., Ltd. ("FKT", a subsidiary of GFPT Group) which consider to be inter-company transaction; and (2) chicken farm business in domestic market and export to international countries. In 2020, the sales of breeder chicks accounted for 1% of consolidated revenue.

## Breeder Farm

Breeder farm business is operated by Krungthai Farm Co., Limited ("FKT"). Breeder pullets from GP are sent to breeder growing farm for 25 weeks, and then the matured PS breeders are transferred to PS laying farm for egg production. Fertile eggs are incubated at the hatchery facilities for producing day-old broiler chicks which subsequently sell to (1) M.K.S. Farm Co., Ltd. ("MKS", a subsidiary of GFPT Group) which consider to be inter-company transaction; and (2) independent chicken farmers in Thailand. In 2020, the sales of broiler chicks accounted for 0.77% of consolidated revenue.

In addition to its breeder farm, FKT also operates layer breeder farm to produce layer chicks for egg farmers in Thailand; and have a cage free layer operation for producing cage free eggs for domestic market.

## Broiler farm

Broiler farm business operated by MKS Farm Company Limited ("MKS"). MKS purchases broiler chicks from FKT and broiler feed from KT. Other materials such as vaccines are purchased from domestic veterinary pharmaceutical companies. Broiler chicks are raised in large modern grow-out housing with Evaporative Cooling System and automatic feeding and watering system for 40-42 days to reach target processing weight. MKS sells live broilers to only 2 customers being: (1) GFPT (a parent company) which consider to be inter-company transaction; and, (2) GFN (a joint venture company of the Group). In 2020, the sales of live broiler to GFN accounted for 28.7% of consolidated revenue.





## Feed Business

Feed business is operated by Krungthai Food Public Company Limited (“KT”). KT purchases primary feed materials both locally in Thailand and import from overseas. KT has 2 feed facilities; where the first feed mill produces various kinds of land animal and aquatic animal under company brands to be marketed in Thailand and overseas; and the second feed mill exclusively produce broiler feed and breeder feed to be used in its integrated chicken production only. Chicken feed formulation is very important to our integrated chicken production as the quality and composition of chicken feed are critical to feed conversion rate of the chicken. KT sells broiler feed and breeder feed to MKS, FKT, and GP (subsidiaries company of GFPT group) which consider to be inter-company transaction.

In 2020, animal feed sales accounted for 10.4% of consolidated revenue. The sales of aquatic feed and shrimp feed accounted for 5.7% and 4.1% of consolidated revenue, respectively.



## Animal Feed Situation 2020 and Outlook for 2021

### Animal Feed Situation 2020

the production of animal feed in is about 20.50 million tonnes, an increase of 0.34% from 2019. Broiler production has highest demand for livestock farming accounted for 34.75% of all feed demand; followed by swine farming accounted for 29.65% and layer hen farming accounted for 10.03%. The feed demand for broiler farming is about 7.12 million tonnes, decreased 1.52% YoY; while the feed demand for swine farming is approximately 6.08 million tonnes, increased 9.57% from 2019. The feed demand for layer hen farming is about 2.06 million tonnes, down 9.41% from 2019.

### Outlook for 2021

The Office of Agricultural Economics forecast that the demand for animal feed in 2021 will be approximately 20.69 million tonnes, a slight increase of 0.94% from 2020. The broiler production still has highest demand for feed at 7.12 million tons in 2021; followed by swine production and laying hed farming requires about 6.10 million tonnes and 2.09 million tonnes, respectively. These can subsequently estimate the usage requirement of major feed materials for 8.38 million tons of maize and 4.91 million tons of soybean meal.



Estimated Demand for Animal Feed Raw Materials between 2019 - 2021

(Unit: tonnes)

Raw Materials	2019	2020	2021F
Maize	8,514,090.7	8,344,700.8	8,380,160.2
Soybean Meal	4,893,086.8	4,874,200.0	4,912,289.5

Source: Thai Feed Mill Association, Remark: 2021F Forecasted

# Estimated Demand for Feed 2019-2021

	2019		2020		2021F	
	Volume (tonnes)	%	Volume (tonnes)	%	Volume (tonnes)	%
Broiler	7,234,013	35.40	7,123,974	34.75	7,123,974	34.42
Broiler parent stock	907,200	4.44	907,200	4.42	907,200	4.38
Young layer hen	794,187	3.89	605,284	2.95	605,284	2.92
Layer hen	2,270,594	11.11	2,057,020	10.03	2,086,909	10.08
Layer hen parent stock	22,400	0.11	17,072	0.08	17,072	0.08
Swine	5,548,500	27.15	6,079,215	29.65	6,095,115	29.45
Swine breeder	973,710	4.77	1,069,500	5.22	1,073,220	5.19
Duck	331,968	1.62	284,248	1.39	331,968	1.60
Duck breeder	23,934	0.12	20,494	0.10	23,934	0.12
Layer duck	328,500	1.61	317,550	1.55	328,500	1.59
Milk cow	1,023,935	5.01	1,044,413	5.09	1,065,301	5.15
Prawn	464,000	2.27	450,900	2.20	496,000	2.40
Fish	510,000	2.50	525,300	2.56	540,000	2.61
<b>Total</b>	<b>20,432,941</b>	<b>100.00</b>	<b>20,502,170</b>	<b>100.00</b>	<b>20,694,478</b>	<b>100.00</b>

Source : Thai Feed Mill Association,  
Remark: 2021F Forecasted

# Production Capacity and Utilization Rate

GRI 102-4

COMPANY / BUSINESS / LOCATION	Product	Production Capacity
GFPT / Chicken Processing Plant / Samut Prakan Province	Chicken Meat	124,740 Tonnes
GFPT / Further Processing Plant / Samut Prakan Province	Cooked Processed Food	48,680 Tonnes
GFF / Processed food Plant / Samut Prakan Province	Chicken Sausage	18,000 Tonnes
MKS / Broiler Farm / Chonburi Province (12 Farms)	Broiler Chicken	97.09 Million Birds
FKT / Breeder Farm / Chonburi Province (6 Farms)	Broiler Chicks	139.79 Million Birds
FKT / Egg Breeder Farm / Chonburi Province (1 Farm)	Egg Chicks	3.30 Million Birds
GP Grandparent Farm / Chonburi Province (1 Farm)	Parent Chicks	2.60 Million Birds
KT / Feed mill Plant / Chonburi Province	Broiler Feed Breeder Feed	512,000 Tonnes
KT / Feed mill Plant / Samut Prakan Province	Animal Feed Aquatic Feed	599,856 Tonnes



## Procurement and Sources of Raw Materials

GFPT Group operates a fully vertical-integrated chicken production with its own farm policy to reduce dependence on raw materials procurement from outside; to ensure the quality of broilers at every farming process; and to manage production cost of broiler and chicken meat product effectively. Although the Company and its subsidiaries have a relatively high reliance on raw materials trading within the Group, these transactions are considered be inter-company transactions, which are believed that these transactions will have no materially impact on our business operations.

Therefore, the key raw materials of the Group purchased from outside are (1) maize, (2) soybean and soybean meal, and (3) grandparent chicks.

- **Maize:** KT (a subsidiary company) purchases maize domestically from wholesalers and intermediaries to supply quality maize grade suitable for livestock raising; able to identify its origin; and aware of socially responsibility. In 2020, maize representing roughly 1.07% of our total consolidated cost.
- **Soybean and Soybean Meal:** KT (a subsidiary company) mostly import soybean and soybean meal from overseas due to domestic soybean production is insufficient to meet the demand of soybean consumption. Main sources of imported soybean are the United States, Brazil, and Argentina. In 2020, soybean and soybean meal representing roughly 1.75% of our total consolidated cost.
- **Grandparents chicks:** GP (a subsidiary company) imports one-day old grandparent chicks from overseas such as the United States, New Zealand, England and Netherland. In grandparent chicks representing roughly 0.61% of our total consolidated cost.







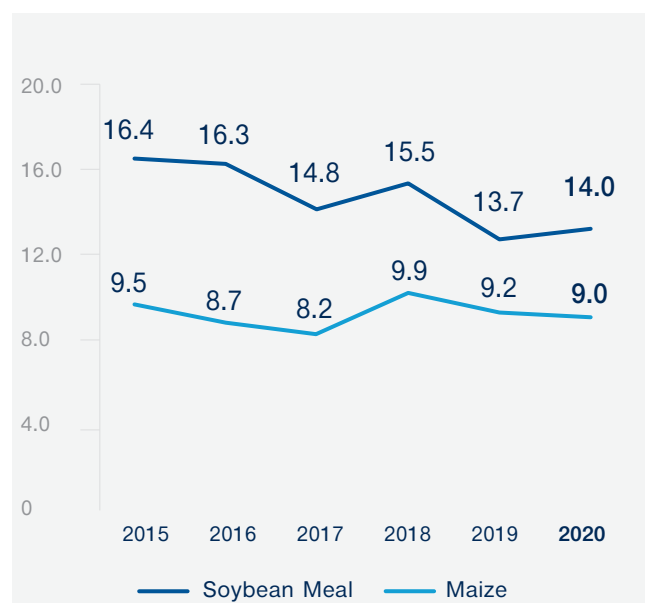
In 2020, GFPT Group had import value of 2,327.09 million Baht or equivalent to 18.83% of our total consolidated cost.

Over the past 3 years, GFPT Group has no single supplier or supplier group represented more than 30% of its consolidated revenue.

We believe that our sources of feed materials are adequate for our present needs. Although we have not experienced problems in securing adequate supplies of feed grains, price fluctuations of important feed grains such as maize, soybean, and soybean meal have a direct and material effect upon the Company's profitability.

Feed grains are commodities subject to fluctuation of price volatility caused by several market factors such as weather, water, transportation, storage, demand and supply conditions, and government policy on agriculture etc. Although the Registrant attempts to manage the risk of volatile price changes in grain markets by sometimes purchasing grain at current prices for future delivery, it cannot eliminate the potentially adverse effect of grain price increases.

Price of Maize & Soybean Meal  
(THB/Kg.)



Source: Thai Feed Mill Association

## Benefits and Privileges

GFPT Group Received an investment promotion certificate from the Board of Investment with benefits under the Investment Promotion Act B.E. 2520 under section 25, 26, 28, 31 paragraph 1, 31 paragraph 2, 31 paragraph 3, 31 paragraph 4, 34, 36 (1), 36 (2) and section 37 benefits received including exemption of import duty on machinery as approved exemption of corporate income tax for net profit derived from the promoted operations in total not more than 100% of the investment, excluding cost of land and working capital for a period of 8 years from the date of earning from the operation of the business. Details are as follows:

Company	Certificate No.	Date	Type of Promotional Activities	Beginning Date	Expiration date
GFPT	63-0518-1-00-1-0	14 April 2020	Finished Chicken Products or Semi-Finished Products from frozen meat	No Income Yet	-
GFF	60-1254-0-00-1-2	9 November 2017	Producing or Preserving Food or Flavoring	3 January 2018	2 January 2026
GP	1233(2)/2557	25 February 2014	Hatchery Parent Chicks	1 December 2014	30 November 2022
GP	61-0732-1-00-1-0	22 June 2018	Hatchery Parent Chicks and DOC	No Income Yet	-
FKT	1591(2)/2553	8 June 2010	Chicken Farm	22 August 2013	21 August 2021
FKT	1187(2)/2553	24 February 2010	Chicken Farm	20 August 2019	19 August 2027
FKT	62-0375-1-00-1-0	17 April 2019	Chicken Farm	No Income Yet	-
FKT	63-0159-1-00-1-0	4 February 2020	Chicken Farm	No Income Yet	-
MKS	1898(2)/2553	24 August 2010	Broiler Farm	30 August 2014	29 August 2022
MKS	2108(2)/2553	19 October 2010	Broiler Farm	28 August 2014	27 August 2022
MKS	1674(2)/2554	9 June 2011	Broiler Farm	23 December 2014	22 December 2022
MKS	2084(2)/2557	3 September 2014	Broiler Farm	25 July 2015	24 July 2023
MKS	2106(2)/2553	19 October 2010	Broiler Farm	23 February 2016	22 February 2024
MKS	1022(2)/2555	12 January 2012	Broiler Farm	21 February 2016	20 February 2024
MKS	2107(2)/2553	19 October 2010	Broiler Farm	7 April 2017	6 April 2025
MKS	2085(2)/2557	3 September 2014	Broiler Farm	10 April 2017	9 April 2025
MKS	2083(2)/2557	3 September 2014	Broiler Farm	30 July 2018	29 July 2026
MKS	2086(2)/2557	3 September 2014	Broiler Farm	No Income Yet	-
MKS	2576(2)/2557	26 December 2014	Broiler Farm	No Income Yet	-
MKS	2577(2)/2557	26 December 2014	Broiler Farm	No Income Yet	-
MKS	2578(2)/2557	26 December 2014	Broiler Farm	No Income Yet	-

## Investment Policy in Subsidiaries and Associates

GFPT has a policy to invest in subsidiaries that engage in vertical-integrated chicken production and distribution of chicken related products to promote its sustainable growth covering feed production, grandparent farm, breeder, farm, hatchery, broiler farm, chicken processing plant, further processing plant, food processing plant. The benefits of our chicken integration include: less reliance from external sourcing of raw materials; minimize risks from price fluctuation of raw materials, fully control on quality of GFPT chicken, and effectively management overall cost of its chicken production. The Company has a policy to hold majority of shares in subsidiaries (99.99%) and to have same group of directors and executives.

GFPT has a policy to invest in joint ventures that facilitate market expansion of chicken related product to international markets and production expansion of its vertical-integrated chicken supply. The Company has a policy to send representatives with qualifications and experiences that are suitable for the joint venture business to be a director in proportion to the Company's shareholding and/or other agreements to co-establish good corporate governance guidelines in accordance with the shareholding agreement, the JV's article of association, and applicable laws relating to JV's business operations.

## Work not yet delivered

- None -



## 1.3 Shareholding structure

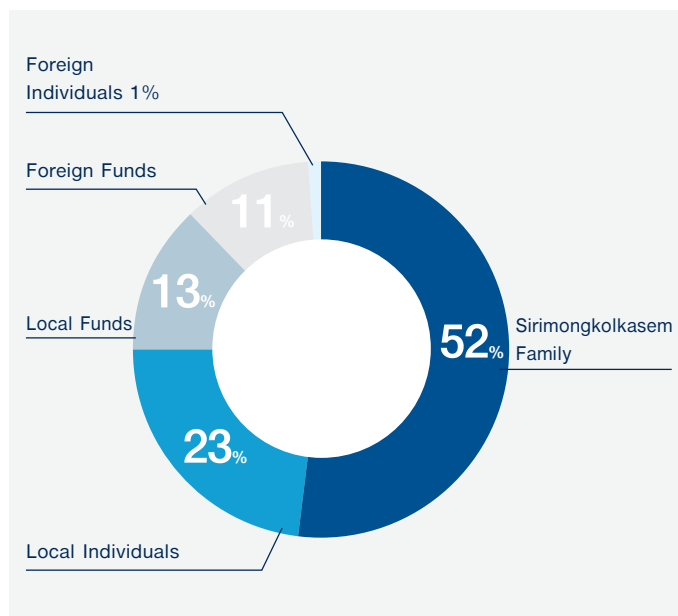
### Shareholders GRI 102-5

Shareholding Structure *December 30, 2020*

#### Common Stock

*December 30, 2020*

<b>Industry / Sector</b>	: Agro & Food Industry
<b>Authorized Capital</b>	: 1,400,000,000 Baht
<b>Share Outstanding</b>	: 1,253,821,000 Baht
<b>Paid-up Capital</b>	: 1,253,821,000 shares (1 Baht per 1 share)
<b>Market Cap.</b>	: 17.80 Billion Baht
<b>%Foreign Holding</b>	: 11.77% ( $\leq 49.00\%$ )



## (1) Major Shareholders

(a) At the closing date of registrar book dated on December 30, 2020, the top ten major shareholders are as follows:

No.	Name of shareholders	No. of shares <i>(shares)</i>	%
1.	Sirimongkolkasem Family <sup>(1)</sup>	660,433,140	52.67%
2.	THAI NVDR CO., LTD.	67,180,241	5.36%
3.	NICHIREI FOODS INC.	56,716,050	4.52%
4.	Ms. Wonngarm Kittanamongkolchai	40,000,000	3.19%
5.	Mr. Anucha Kittanamongkolchai	32,950,000	2.63%
6.	Mrs. Piangjai Chayawiwatkul	20,000,000	1.60%
7.	Mr. Kongphob Limsong	20,000,000	1.60%
8.	SOUTH EAST ASIA UK (TYPE C) NOMINEES LIMITED	15,418,100	1.23%
9.	STATE STREET EUROPE LIMITED	13,357,374	1.07%
10.	NORTRUST NOMINEES LTD-CL AC	9,713,080	0.77%
<b>Top 10 Major Shareholders</b>		<b>935,767,985</b>	<b>74.63%</b>

Note: <sup>(1)</sup> Sirimongkolkasem family have 27 members (as acting in concert Re: Acting in concert as a result of the nature of a relationship or behavior and requirements under Sections 246 and 247)

(b) As of December 30, 2020, the major shareholders who have significant influences on the Company's management policy or operation are:

No.	Name of shareholders	No. of shares <i>(shares)</i>	% Shareholding
1.	Mr. Prasit Sirimongkolkasem	33,500,000	2.67%
2.	Mr. Virach Sirimongkolkasem	30,349,500	2.42%
3.	Dr. Anan Sirimongkolkasem	4,134,080	0.33%
<b>Total</b>		<b>67,983,580</b>	<b>5.42%</b>

(c) Shareholders' agreement

-None-

Lists of Sirimongkolkasem Family are as follows:

No.	Name of shareholders		No. of shares <i>(shares)</i>	%
1.	Mr. Prasit	Sirimongkolkasem	33,500,000	2.67%
2.	Mr. Virach	Sirimongkolkasem	30,349,500	2.42%
3.	Dr. Anan	Sirimongkolkasem	4,134,080	0.33%
4.	Mrs. Somsiri	Ingpochai	2,550,400	0.20%
5.	Ms. Wannee	Sirimongkolkasem	10,100,000	0.81%
6.	Mr. Sujin	Sirimongkolkasem	59,791,880	4.77%
7.	Mrs. Pranee	Parksook	1,193,930	0.10%
8.	Ms. Nisa	Sirimongkolkasem	38,707,200	3.09%
9.	Mr. Kajorn	Sirimongkolkasem	37,400,000	2.98%
10.	Ms. Wipawadee	Sirimongkolkasem	37,400,000	2.98%
11.	Mr. Jedsada	Sirimongkolkasem	37,401,000	2.98%
12.	Mr. Kittichai	Sirimongkolkasem	37,400,000	2.98%
13.	Ms. Wiwanya	Sirimongkolkasem	36,039,000	2.87%
14.	Ms. Papinya	Sirimongkolkasem	35,350,000	2.82%
15.	Ms. Warisara	Sirimongkolkasem	36,375,300	2.90%
16.	Mr. Wongsakorn	Sirimongkolkasem	60,000,000	4.79%
17.	Mrs. Chonlada	Sirimongkolkasem	49,228,600	3.93%
18.	Mr. Pisanu	Sirimongkolkasem	58,684,800	4.68%
19.	Mr. Jarongkij	Sirimongkolkasem	12,200,410	0.97%
20.	Mr. Jarongkorn	Sirimongkolkasem	12,285,910	0.98%
21.	Ms. Aleena	Sirimongkolkasem	5,000,000	0.40%
22.	Mr. Achira	Sirimongkolkasem	5,000,000	0.40%
23.	Ms. Jutamas	Ingpochai	5,000,000	0.40%
24.	Mr. Pongsathorn	Ingpochai	5,135,930	0.41%
25.	Mr. Win	Parksook	5,105,000	0.41%
26.	Mr. Worapath	Parksook	5,100,000	0.41%
27.	P. Chareon Phan Produce*		200	0.00%
Sirimongkolkasem Family			660,433,140	52.67%

Note: \* P. Chareonphan Produces Co., Ltd. operates real estates for rent. The shareholders are Sirimongkolkasem family.



## 1.4 Issuing other securities

- None -

## 1.5 Dividend Payment Policy

### Dividend Payment Policy of GFPT Public Company Limited

The dividend policy of GFPT Public Company Limited is “to pay dividend at the rate of not more than 50% of net profit of the Company’s separated financial statement after all deductions as required by law or by the Company, subject to the Company’s cash flow, liquidity, future investment plans of the Company and its subsidiaries, and economic situation”.

#### Dividend Payment Information

	2017	2018	2019	2020
Earnings per Share – consolidated financial statements (THB/share)	1.33	0.83	0.95	1.08
Dividend per Share (THB/share)	0.30	0.25	0.20	N/A*
Dividend Payout Ratio – consolidated financial statements (%)	22.63	30.20	20.98	N/A*
Dividend Payout Ratio – separated financial statement (%)	117.48	81.14	78.76	N/A*

\* The dividend payout ratio in 2020 is subject to the resolutions of the AGM 2021

### Dividend Payment Policy of Subsidiaries and Joint Ventures

The dividend policy of subsidiaries and joint ventures is to pay from net profit after deduct legal reserves requirement, and subject to the Company’s cash flow, liquidity, future investment plans of each company, without designated dividend payout ratio policy. In 2020, the Company received dividend from a subsidiary and a joint-venture company in amount of THB 491.39 million and THB 84.77 million, respectively.

## 2. Risk Management GRI 102-11, GRI 102-15

### 2.1 Risk Management Plans and Policy

In order to achieve the objectives of risk management of GFPT Public Company Limited and its subsidiaries according to its strategies; covering effective in overall organization management and associated with internal control and a systematic internal audit as well as adding value for stakeholders along with promoting a risk management as a part of corporate culture; therefore, the Company's risk management policy is set as follows:

1. The Company set up an integrated risk management throughout the organization in accordance with international standards by systematically and continuously managing under the same standard of risk management process.
2. The Company set up risk assessment by considering both internal and external factors that may cause of failing to achieve the Company's objectives. Risk assessment is covering risks in 6 fields which are: 1) strategic risk 2) operational risk 3) financial risk 4) regulatory or legal risk 5) reputation and image risk 6) other risk.
3. The Company has evaluated the impact and potential for identified risks and also have risk management process to maintain the risk to be in an acceptable level.
4. Regularly tracking, effective evaluating, reviewing, and revising risk management process and report risk management performance the Risk Management Committee to regularly provide guidance or as appropriate.
5. All employees have to comply risk management system set by the Company as well as applying risk management process as part of the operation for both organizational level and department level in order to integrate into the corporate culture that all executives and employees must comply.

### Risk Management Structure

The Company's risk management framework is in accordance with The international standards of COSO ERM (The Committee of Sponsoring Organizations of the Treadway Commission) for all executives and employees. Risk management framework includes risk identifying, risk assessment, risk management, and risk monitoring. It is properly communicated to reduce negative possibility and impact. Additionally, risk monitoring is regularly implemented to ensure achievement of the Company's objective with acceptable level of risk.

The Company sets up a risk management structure consisted of 2 levels which are organizational level and department level. Organizational risk management was operated by the Risk Management Committee (RMC) which appointed by the Board of Directors. RMC is responsible for setting policy, operating framework, and providing opinions and suggestions regarding risk management. In addition, the risk management team, consists of executives and managers from various departments, closely monitors risk management operations on monthly basis in accordance with the policy and framework from RMC.

## Risk Management Processes

The Company applies Risk and Control Self-Assessment (RCSA), Risk Map, Mitigation Plan, and identifies Key Risk Indicator (KRI) for significant risks. GFPT Group processes risk management with a two-way approach level 1 is risk assessment workshop is performed once a year by high-level executives to assess corporate risks or any significant change of business risk that are monitored and reported to executives, Risk Management Committee, and BOD on quarterly basis. Level 2 is risk assessment at functional level, where risk owner is responsible for identifying operational risks, specify risk management plan, and report risk status and risk mitigation plan to executives and Risk Management Committee. These implementations will promote risk management culture at all level in the organization.

In addition, the Company has followed up change of important external factors including emerging risk through the Early Warning System (EWS). Therefore, the Company can proactively prepare risk management measures before affecting the Company's business operations.

The Company has set risk appetite to acceptable level. Therefore, any risk with high to very high level has to be mitigated and managed to acceptable level. Every risk factor is measured by Key Risk Indicator (KRI) to identify degree and deviation of risk, which will also be closely monitored.

## Risk Management Culture

The Company has focused on promoting a risk management culture throughout our organization to bring about stable and sustainable growth in accordance with policy and guideline of organizational risk management. The Company realizes that effective risk management must be part of its business operations by promoting risk management culture at all levels; implementing risk management guideline for operations; and monitoring of progress continuously for both organizational level and department level. There is also communication and strengthen knowledge and understanding of risk management at all levels including the Executive Committee, the Risk Management Committee, risk management team at department level and staff level through various channels such as E-learning and training, etc.



## 2.2 Risk Factors

As being of a leading food producer, relevant risks relating to operation and performance are classified into 7 dimensions as follows:

### 1. Strategic Risk

#### Risk from competition in processed chicken meat industry

Since the Company is a chicken meat processor in which chicken meat has many substitute goods. Therefore, high competition in chicken meat production focuses on satisfying consumers in terms of taste, texture, food uniqueness and price. Nowadays, there is an intense competition in global chicken meat market, caused by many countries to increase chicken production and develop chicken meat products for export such as Brazil, USA, Netherlands. This factor may suppress profit margin of chicken industry. In order to gain higher market shares in the intense competitive situation, the Company has set up various strategies to increase sales and profit.

#### Risk Management

In 2020, one of a difficult year for Thai economy as well as many other countries around the world which affected by COVID-19 outbreak that disrupted most economic activity based on measure to prevent and control the spread of each country.

For Thailand, the situation of COVID-19 outbreak began to take effect since March 2020, as many countries began to lockdown, resulting in importing of raw materials used in production are halted and a slowdown in export due to restriction of import and export cannot be done normally as well as export volume of the Company decreased by halting of economic situation, resulting in delaying order from overseas. However, the Company expects the growth of chilled, frozen, and processed chicken in 2021 about 3-5% per year according to a gradual recovery of purchasing power from increasing in domestic demand of chicken meat, partly as a result of chicken meat is low fat and cheaper than other types of meat while export of chicken likely to grow from strong customer base markets such as the European Union, Japan, and China. Moreover, confidence of foreign customers in Thai chicken production standards which is free from contaminating by human and

animal disease such as COVID-19, HPAI, and ASF which has been recognized for its quality and supported Thailand to gain competitive advantage resulting in higher demand of Thai chicken import. Nevertheless, changing in business environment, the Company has adjusted strategy to be flexible and accommodate with rapidly changing industry as follows;

1. Monitor and forecast prices on a weekly basis as well as analysis of market demand and supply for considering of method adjusting of selling products and minimize short term impact in case of selling price decline.
2. Monitoring situation of domestic and foreign market sales volume including current customer analysis in case of sales are not as planned to ensure that the Company can maintain main customers as well as using Customer Relationship Management (CRM) to maintain current customer satisfaction.
3. Expand market to diversify the risk. Expanding sales into potential market such as Middle East Countries and North America which may be developed into a main market in the future to replace markets in which the Company may soon our competitive edge.

These strategies will help in boosting the Company's profit and sales growth to achieve set target.

### Marketing Risk

Maintaining revenue growth is important to the Company's performance especially in situation of market fluctuations from uncertainty of the COVID-19 situation in worldwide has disrupted most production activities as well as a severe drop in income and purchasing power causing the spread of global economic crisis. The food industry is one of those which disrupted by this crisis from supply chain disruption during lockdown as well as changing consumer behavior and preferences. Moreover, from imbalances in demand and supply such as trade war and geopolitics, etc. The Company considers that marketing is key factor for running business successfully; therefore, the Company is committed to build a brand that is acceptable by consumers.

## Risk Management

The Company has regularly reviewed strategic plan, business plan, and budget to comply with changing economic conditions. Our executives are responsible to monitor performance of each department in comparison with its annual plan in order to assess the success of the plan.

Furthermore, the Company values customers' satisfaction by focusing on marketing strategies; product differentiate, product quality, and increase distribution channels for easy, quick, and convenient accessibility. In addition, to keep up with the new normal, the Company uses new distribution channels for market expansion such as E-Marketing, Social media, etc.

## Changes in Consumers' Behavior Risk

The lifestyle of consumers is changing rapidly, so product development is important. We have to study and understand the consumers' behavior for both domestically and internationally in order to deliver the products that meet consumers' need and satisfaction.

## Risk Management

The Company focuses on development of high value-added products and services, and product innovation to boost competitive advantage. The Company has a team to study the trend and change of its consumers' behavior both domestic and international markets by focusing on collecting consumer data in depth. The results of the study are used in product development and marketing planning in order to offer the suitable products to fit the need of the customers and also gain their satisfactions. Previously, the Company is able to achieve consumers' demand and satisfaction.

## World Economy Fluctuation Risk

In 2020, the COVID-19 outbreak has significantly impacted world economy, no country can avoid from this recession. The world economy in 2020 shrank by 4.4% and marked as a first time that major economic countries and developing countries have gone into recession at the same time. This will cause businesses and households severely lack of liquidity and causing in widely debt default problems. If this situation is prolonged, there may also be a risk to cause financial crisis. Many countries around the world must accelerate economic stimulus measures to mitigate the impact of COVID-19. However, many countries around the world began to reduce lockdown to mitigate their economic impact, especially in countries with good epidemic control. For Thailand, the economic will gradually recover as well as the direction of global economic recovery. The World Bank expects that global economy is expected to grow 4.0% in this year which is lower than previously forecast as affected by COVID-19 outbreak.

## Risk Management

The Company set up a department to closely monitor and report current situation in strategic countries every quarter to executives and the Risk Management Committee to conduct risk management, scenario analysis, and sensitivity analysis to evaluate potential impact. The Company developed new products or high value-added products and services to respond to specific need. Additionally, the Company increased ASEAN countries and non-ASEAN countries exports to substitute exports in some countries and is also looking for new opportunities in other countries.

## Water Shortage Risk

Water is a critical essence in human daily life and is one of economic drivers because it is used for agricultural and industrial sectors. Economy expansion, rise in population, and climate change have impact on water usage, water shortage, and water quality. Poor water management from all sectors could lead to water shortage and problems between communities, agricultural sector, and industrial sector. In consequence, feed production and chicken farming of the Company may be affected by poor water quality and shortage of water quantity that may later affect the Company's quality chicken and food products.

### Risk Management

The Company has planned water usage plan appropriately in each production process. The water usage record system is implemented to analyze and control water management sustainably. The production process is also continuously developed along with research and development of methods, systems or production technology to reduce and utilize water usage. Previously, 4% (200 cubic meters / day) of waste water was recycled daily. Moreover, the Company got a certificate from Bureau of Groundwater Control, Department of Groundwater Resources to use groundwater in production plant area.

## 2. Operational Risk

### Human Resources Risk

Recruiting good and talented people is difficult but keeping good people is even more difficult. The Company highly focused on retaining talented employees because high-skilled competent personnel will drive the business to grow.

### Risk Management

High-skilled personnel are a critical key factor for business growth. The Company has provided both opportunities and channels for employees to express their competence including training programs internally and externally to broaden knowledge and abilities in various fields. Additionally, the Company supports and motivates existing competent employees to stay with the Company in long-term to be a key growth of the business.

### The Confidence of Consumer in Food Safety Risk

The consumer behavior trend focuses more on fresh, clean, and safety of chicken meat products and cooked products. Therefore, the Company's operations may be affected if the consumers have lower confidence in food safety due to the risk of contaminated products or perishable products; which may occur during any production process and from other raw materials in the production, transportation and storage. Thus, the Company shall implement process that will ensure freshness, cleanliness, and safety of product for consumption.

### Risk Management

The Company pays high attention to the food safety. In order to reduce the risk, the Company implemented new technology in the production process to meet international standards and be able to effectively trace the system back for error detection. Therefore, the Company has quality assurance in every production process. The quality control of raw material is done at all stages starting from the receiving of raw materials, packaging design, packing, transportation, storage, and handling to ensure that the standard is met. In addition, the Company set out procedure for product compliant and product recall to ensure the safety and confidence of consumers. Thus, it is evident that the Company has been awarded on the quality assessment of various products such as GMP, HACCP, ISO 9001:2000, etc. which is a verification for quality products.



## Disease Outbreaks Risk

The disease outbreaks in animals would affect confidence of the consumer. Although, most animal disease may not be able to infect people directly, it may impact the Company's performance due to the declining in meat consumption. In particular, the avian influenza (AI) outbreak, though has no direct impact on the Company's operation, it significantly impacts the confidence of consumers to avoid consumption of chicken meat. If the outbreak magnifies, it will impact the export market that has trade limit, as a result, the Company cannot operate effectively.

### Risk Management

The Company has been monitoring the disease outbreak in animals both domestic and other countries. The Company mitigates the risk of disease outbreak by improving its chicken farm management system and technologies including using the closed chicken houses with Evaporative Cooling System (EVAP) to prevent air that carried germs to the chicken houses. The Company has animal welfare policy and practice that comply with the international standard. There are many measures to prevent disease outbreaks in poultry farms of the Company. The Company has been certified by the Department of Livestock, Ministry of Agriculture and Cooperatives for the good agricultural practices for its integrated chicken farms including breeder farms, hatchery facilities, and broiler farms. In addition, the Company provides up-to-date knowledge about animal diseases to its employees. The Company assures that its employees understand the risk factors, able to assess risks associated with the disease outbreaks, and can perform early warning to prevent the spreading of disease.

The Company can prevent the risk of disease outbreak at its farm facilities; however, the disease outbreak still has indirect impact to the Thai chicken industry as a whole and also have impact on its ability to generate revenue. For the previous bird flu outbreak, the Company cannot export fresh frozen chicken and processed chicken. But today the situation has returned to normal that the Company can export the frozen chicken. In addition, Japan allows import of poultry from Thailand for both fresh frozen chicken and processed chicken. However, disease outbreak is a factor that cannot be controlled.

## Fluctuations in the Prices of Feed Materials Risk

The price volatility of feed commodities such as maize, soybean meal, and fish meal has an impact on the cost of feed. The commodity price changes according to the volume output in each period and crop season. In addition, the price is also determined by the demand and supply of the world markets as well as domestic market in Thailand. Not only animal feed production but also demand for renewable energy and speculation in commodity futures market also affect the demand of these commodities. These factors may affect the price volatility of raw material. As for the supply side, climate change and natural disaster may contribute in lower crop production. These factors are uncontrollable and unexpected. Therefore, the price volatility of these commodities is the risk that has impact on the Company's performance. If commodities prices increase higher than estimated, the production costs of feed and chicken meat will be higher. The Company is aware of risk management of raw materials, which is important part in production. Therefore, the Company has established management measures for raw materials risk.

### Risk Management

The Company mitigated the risk of commodity price by assigning the specialized purchasing unit with high expertise and experience in procurement of these raw materials to follow up related news closely to look for alternative sources in term of quality and availability to meet the demand of production. In addition, the Company builds larger storage to store these raw materials and maintain higher stock level. The Company has the feed nutritionists to modify the feed formulation by using other equivalent feed materials and study the possibility of improving production process to support raw materials alternatives. The Company sometimes uses derivative financial instruments to manage its exposure from the price fluctuations of the imported feed materials. When the Company expects that the future commodity prices tend to increase, then, the Company can adjust the selling feed price to compensate with the increased cost of raw materials. However, the feed price increase must be approved by the Department of Internal Trade. Due to the fact that the government controls the feed price, the rise in feed price may not compensate the total increasing amount in commodity prices.

## Price Volatility of Livestock and Meat Products Risk

The main products of the Company are chicken day-old-chicks and chicken meat products that generate income to the Company. The prices of these products were determined by the market's demand and supply in each period. The factors that affected the demand consist of purchasing power, confidence, and seasonal demand. When the supply of these products exceeds the demand, the price of these products may be lower than expected and also impact on the revenue of the Company.

### Risk Management

The Company mitigates the risk from the price volatility of the day-old-chicks and chicken meat products by launching new products and adding value in the products to fit the demand of consumers. Nonetheless, the price volatility of day-old-chicks, chicken meat, and chicken parts, may be beyond the expectation and the control of the Company.

## Price Volatility of Fuel Risk

During the past few years, the fuel price in the world market had fluctuated dramatically, which were difficult to avoid the effect from the fluctuation of fuel price. According to this fluctuation, it has direct and indirect impacts on the Company's performance including higher production cost and transportation cost.

### Risk Management

The Company mitigates the risk from the volatility of fuel price by managing the logistic system. A subsidiary company has 1 feed mill plant at Banbueng, Chonburi Province which is close to its broiler farm facilities, located in Chonburi Province. Due to the shorter distance of the new feed mill, the transportation cost of the chicken feed to the broiler farms of the group was reduced. Previously, the Company could reduce the production cost and transportation cost accordingly.

## Corruption Risk

Corruption is a serious problem in utilizing the Company's resources in order to improve the Company and the country. Corruption leads to damage property and benefits of the Company. Although the Company has strict measures and internal control, corruption can possibly occur anytime. Therefore, the Company realized the importance of the cultivation of corporate culture to promote honesty and fidelity of the people along with management approach with caution; the learning and understanding the root cause of corruption within the Company; in order to develop rigorous corruption prevention to prevent, monitor, and handle the corruption when it occurs. This approach will help to stop the loss of the Company's resources or the benefit leakage of the business transactions.

### Risk Management

The Company operates business ethically and is responsible to all stakeholders. The Company has certified to be a member of Thailand's Private Sector Collective Action Coalition Against Corruption (CAC) since 2017. In 2020, the Company has received a certificate for the renewal of CAC member from the Thailand's Private Sector Collective Action Coalition Against Corruption Committee. It shows our intention and determination to anti all forms of corruption, through our transparent administration in accordance with corporate governance and build confidence among stakeholders.

The Company will measure corruption risks within the organization including preparing for anti-corruption practice self-assessment. The Company believes that corruption can be controlled by having a good internal control system including setting segregate organizational structure with clear workflow; encouraging employee's moral and promoting personal development to upkeep business ethics and the Code of Conduct; creating inter-department network; providing a communication channel for corruption complain; setting procedure for complaint's protection and keeping confidential information; having transparent, reliable and fair investigation, monitoring, and control process; and setting punishment method for committees, executives and employees who commit in corruption. The Company highly commits to the compliance with its anti-corruption policy continuously.

## Human Rights in Supply Chain Risk

The current situation has changed with social impulses from both domestic and international factors resulting in business cannot avoid respecting human rights for their own employees and outsiders. Business and human rights have to be together. Any business that do not take into account the human rights of employees, stakeholders, customers, consumers and society would not be able to build confidence and grow sustainably; and may be legally prosecuted and can be barred from trade barrier.

### Risk Management

The Company realizes the importance of human rights to ensure that the Company's operations throughout the supply chain are free from human rights violations and to prevent human rights violations in all the Company's activities covering all groups of stakeholders, including employees, communities, suppliers and business partners throughout the supply chain, and rights in natural resource and environment. The Company has set the management processes for human rights risk as follow:

1. Setting human rights policy for GFPT Group in accordance with an international human rights standards such as:
  - Universal Declaration of Human Rights (UDHR)
  - United Nations Guiding Principles on Business and Human Rights (UNGP)
  - The International Labor Organization Declaration on Fundamental Principles and Rights at Work (ILO)
2. Monitoring the Human Rights Due Diligence (HRDD) principal and guidelines for every step of the Company's business operation and activities throughout supply chain. In addition, the Company has extended the human rights responsibility to business partners by asking them to follow standards and supplier code of conduct which consists of Labor Practices and Human Rights, Safety at work, Occupational health and environment, etc.
3. Establishing a complaint / whistle blowing mechanism for stakeholders who have been or may be affected by the Company's activities, including concerns and recommendations. The occurring issues will be managed and treated in a timely manner as well as the rehabilitation of those affected both in the short and long term.
4. Raising human rights cultural awareness and communication to all executives and employees to understand the fundamental rights that all human beings deserve, respecting differences, treating employees and workers equally and fairly. These will reduce the risk that may lead to human rights violation in the Company's business operations.



### 3. Financial Risk

#### Financial Liquidity Risk

Financial liquidity risk is a significant risk that can affect all businesses. If business encounters problems with insufficient funds for business needs or cost of financing are higher than normal situation. The Company's business requires high investment. If unexpected event occurs, it may cause liquidity problems which may result in lack of continuity in business operations. Therefore, managing financial liquidity risk with appropriate system is very important to the Company.

#### Risk Management

The Company has policy to continually maintain liquidity position by ensuring that the Company is solvent for operating activities under ordinary and extraordinary circumstances in which the Company must maintain high liquidity ratio. Furthermore, the Company regularly monitors its liquidity to stay in line with risk management.

#### The Volatility on Foreign Exchange Rate Risk

In 2020, Thai Baht will continue to face appreciation pressure at a lower rate comparing to 2019 because Thailand still faces a structural factor that makes the current account balance still surplus at a high level, thus attracting money from overseas. While the demand for foreign investment remains low, the US dollar index also weakened due to the monetary and fiscal policy in the US.

Although the Company is unable to control the volatility of exchange rates, we can manage foreign exchange risk by using suitable various tools for hedging to be able to manage income and costs more efficiently.

The Company is aware of the foreign exchange risk and keep the policy of not speculating on exchange rate. The Company has foreign currencies transactions for both export and import. Therefore, the Company may be affected by the volatility of the foreign currencies exchange rates. In terms of exports, if Thai Baht appreciated, it would lower the revenue after converting to Thai Baht. For the import of raw materials that used to produce feed mill, if Thai Baht depreciated, it would increase the cost of raw materials as well. The Company also imports machinery, supply materials, and some equipment from overseas.

#### Risk Management

The Company and subsidiaries use financial instruments to mitigate the foreign currencies exchange risk by setting a policy to buy forward contracts with several financial institutions to manage the volatility of foreign currencies transactions. As a result, the Company is able to recognize accurate production cost and able to effectively set the selling price. Thus, the Company can ensure that the target profit can be reach as expected. Moreover, the Company has natural hedge from purchasing raw materials in the same currency as selling export products where extra amount will be hedged by buying forward contract to reduce foreign exchange risk. The Company also statistically sets the acceptable foreign exchange risk using Value at Risk (VaR) method. The Company closely monitors and analyzes economy risk factors to manage risks properly under changing world.

## Volatility on Interest Rates Risk

Interest rate risk is unavoidable because the Company needs funds from financial institutions for business expansion plan which could alter the Company's financial costs to help the Company manage cost of interest effectively and develop financial plans. The Company therefore has a variety of interest rates risk management tools.

### Risk Management

The Company mitigates the interest rate risk by assigning a team to monitor change in risk factors that could affect interest rate and perform in accordance to changing in situations. Besides, the Company has a policy to manage proper level of fixed interest-bearing debt and floating interest-bearing debt structure in regarding to capital need and interest rate trend. The Company is considering using financial tools such as interest rate swap to lower financial cost and interest rate risk.

## 4. Compliance Risk

Recently, law and regulations relating to the Company's operation have become stricter that violation could seriously damage the Company's business and reputation. The Company exports its chicken meat products to several countries, which can be impacted by the international trade barriers. According to the free trade agreement, the tax barriers i.e. tariff had become less popular; however, the non-tax barriers are imposed, for example, the quota system, the additional measures to improve hygiene standards, and the higher importing standard. The new market expansion is also difficult and time consuming because each country has a policy to protect its livestock industry. The changes in these factors may have an impact on production costs, sales and profitability of the Company in the future either directly or indirectly as well as the competitiveness of the Thai chicken export industry.

### Risk Management

The Company realized the importance of laws, rules and regulations compliance and is determined to strictly follow those laws and regulations by establishing Compliance department. Since the Company has several subsidiaries, representative from each subsidiary is appointed to collect and complete Compliance Checklist to review legal compliance and prevent unintentionally violation. The compliance department will control and report effectively under the Company policy.

## 5. Reputational Risk

Brand image and reputation are vital to business success which could have uncountable serious and sudden impact in both short-term and long-term. Negative reputation and brand image could lower the Company's reliability and stakeholders' confidence (shareholders, investors, suppliers, and customers). Besides, apart from quality, brand image and reputation are one of the factors to customers' buying decision. Thus, The Company has been realizing the importance of brand image and reputation and concentrating on stakeholders, community, society, and the Nation.

### Risk Management

To mitigate and manage brand image and reputation risk, the Company focuses on good corporate governance and transparent exposure under ethics, roles, duties, rights, and freedom where stakeholders must be treated fairly and equally. The Company has specified the practice in business code of conduct by considering stakeholders such as shareholders, employees, customers, suppliers, partners, communities, societies, and environment as priorities. Also, the Company supports free trade competition, anti-corruption, and business chain responsibility and avoids conflict of interest and Intellectual property infringement. Additionally, the Company operates business under CSR ethics to treat stakeholders fairly and balance economic performance, environment performance, and community performance to achieve sustainable success.

## 6. Major Shareholders Risk

As of December 30, 2020, the major shareholder, the Sirimongkolkasem family holds 660,433,140 shares or 52.67% of total shares of the Company which allows the Sirimongkolkasem family to control the votes in the shareholders' meeting such as the appointment of the Company's directors or other matters that requires majority votes except the matters that need to be approved by 3/4 of the shareholders who attends the Meeting. Thus, the minority shareholders do not have the power to check and balance the vote of the majority shareholders.

### Risk Management

The Company has provided explanation to the major shareholder related to the conditions, guidelines including the conservative judgement to obtain the benefits to the Company. The business activities are based on fair, equitability and transparency. The authorized directors and executives are responsible for their duties and the results of their actions to all stakeholders of the Company including shareholders, creditors, employees, customers, suppliers and the public.





## 7. New Emerging Risks

Apart from identified significant risks, the Company also is aware new emerging risks. According to risk analysis and assessment, it has found that the Company may have Covid-19 outbreak risk, cyberattack risk, digital transformation risk, and climate changing risk where the details, impact, and risks management of aforementioned risks are as follows:

### Covid-19 Outbreak Risk

Due to Covid-19 pandemic all around the world, it inevitably impacted on all businesses in which the Company has been affected as well. Although many countries gradually relaxed lockdown measures to recovery economic activities, the risk still remain after Covid-19 crisis. Therefore, risk management and accurate information communicating are very important for survival of the business.

### Risk Management

The Company awares of the utmost importance to health and safety of our consumers, employees, business partners, and surrounding communities. The Company sets occupational health and safety measurement such as measures to screen people who will work for both head office and the factories as well as refraining or postponing any meetings which covers both employees of the Company and those who come to contact from outside, except necessary transactions which requires permission from the Company's executives. In addition, the Company allowed flexibility in work; such as work from home, working time adjustment, work shift turn at head office and factories to mitigate Covid-19 outbreak risk; other activities also including video conferencing or other business applications to keep business operation run smoothly.

The Company also restricts the movement of employees within head office and factories, providing cleaning and disinfectants in work place, requiring employees to strictly follow health and safety instructions. The Company also has response plans for handle various situation and business continuity plans. All of these are to ensure that the Company has follow the highest standards in health and safety, and also the Company's fully operations.

Additionally, the Company has also reviewed and adjusted its management of cash flow and liquidity to cope with such an event that is still highly uncertain. the Company has adjusted distribution channels by increasing the proportion of online transactions through various online platforms.

### Cyberattack Risk

Digital transformation, automation, and internet connection cause cyberattack risk, for example, network and ERP attacking, data destroying by unauthorized personnel, and misuse of data, all these cyberattacks can damage the Company's image and reputation.

### Risk management

The Company realized the importance of several cyberattack risk which causes more critical impact. The Company had tried to reduce impact and chance of the Company's network to be offended by establishing an Information Technology and communication security policy and Information Technology emergency plan. For example, the Company has improved computer system to be ready for use to avoid system failure by backing up network and server to be able to work continuously with a least chance of failure. The Company has strict safety control measures such as firewall, reviewing authorization, data backup and recovery as well as network access detection without permission including promoting awareness of using technology to employees continuously by preparing training and activities to employees to acknowledge and understand proper use of technology and safety from cyberattacks.

## Digital Transformation Risk

Digital technology becomes important factor of business and significant substance of strategies for all types of business. Digital technology plays an important role for daily life and business such as using digital technology in transportation, marketing, and E-Commerce, such changes are risks that may affect business operation and existing distribution channel in a long-term. The Company may lose competitiveness. However, there is an opportunity for new business expansion that creates more value added to organization.

### Risk management

The Company has monitored and analyzed changes in digital technology to improve and expand new business to increase competitiveness. For example, using of big data for market needs and consumer behavior analysis to understand customers' needs and increase work efficiency by using digital technology and focusing on value creation and customer service to achieve highest satisfaction. In addition, developing work potential, and understanding and adjusting working style of employees ensure that technology will be used with maximum benefits and sustainable in order to maintain or increase the Company's competitiveness.

## Climate Changing Risk

Natural disasters such as draught, flood, storm, etc. as a result of climate changing due to global warming will create direct and indirect impact to the Company unavoidably. This impact is concerned as an uncontrollable risk which the damage cannot be defined. Therefore, being ready for climate changing can lower damage the Company may impact.

### Risk Management

The Company continuously prepares a counterplan for an emergency case in accordance with business operation master plan. The persons in charge of this counterplan have to monitor seasonal climate and report to the executives for preparation and continuous improvement of the counterplan.





## 3. Driving for Sustainability

### 1. Sustainable Management Policy and Goals

#### Sustainable Development Policy

The Company has a policy to carry out its business by placing importance on all stakeholders under the framework of good corporate governance, business ethics, and compliance to the laws and relevant regulations. We provide communication channels to all stakeholders to gain better understand of their needs and expectations in order for the Company and its stakeholders to sustainably co-exist and to balance aspects of economic, social, and environmental factors.



#### SDGs 2 Zero hunger

The Company focuses on quality and safety throughout food chain to provide consumers' confidence that the Company's products are safe for consumption and hygienic according to good nutrition principles as well as having a reasonable price to consumers. The Company also gives cooked chicken products to children and nearby communities annually.



#### SDGs 4 Quality education

Quality education: The Company promotes education and knowledge development for youth and encourages everyone to have good education equally. The Company provides scholarships and educational equipment to employees' children and youth in society.



#### SDGs 6 Clean water and sanitation

Clean water and sanitation: The Company have an appropriate water usage scheme and maximize efficiency of water usage by controlling wastewater treatment system to measure treated-water quality in order to meet standard criteria before releasing to outside. The Company has been certified for the ISO 14001 (environmental management system standard).

## Sustainability Development Planning

GRI 102-42, GRI 102-46

Sustainability development planning was established as a guideline for sustainable business development by considering business policy, based on good governance and risk management plans in order to create values in aspect of economy, society, and environment. The Nomination Remuneration and Governance Committee is responsible for monitoring performance of sustainability development and reporting to the Board of Directors.

In addition, the Company supported Sustainable Development Goals (SDGs) which was incorporated in the Company's objectives and operations; for example:



### SDGs 8 Decent work and economic growth

Decent work and economic growth: The Company focuses on employment with equal compensation, not supporting forced labor, anti-child labor, protecting labor rights, and promote safe and secure working environment. In the past year, the Company has received Good Labor Practices (GLP), Self-Declaration Thai Labor Standards (TLS 8001-2010). Additionally, the Company is a member of SEDEX (organization supports safety at workplace), and also collaborated with the NGO Issara Institute.



### SDGs 13 Climate action

Climate action: The Company is aware of climate change. Therefore, a contingency plan and regular monitoring plan are outlined to deal with changes. The Risk Management Committee is responsible for reviewing a risk management plan annually to cope with climate change.



### SDGs 16 Peace justice and strong institutions

Peace justice and strong institutions: The Company focuses on good corporate governance by setting up corporate governance policy in order to operate its business transparently and traceably as well as respecting for equal rights and having responsibility to stakeholders. In the past year, the Company received Corporate Governance Report (CGR) for the year 2020 at the level of "Excellent".

## 2. Stakeholders Impact for GFPT Value Chain



### 1.) Value Chain GRI 102-9

**Raw Materials Procurement:** Selecting good quality of feed materials from sustainable and responsible sources including quality testing of feed materials selection, managing the risks of volatility feed materials price, and managing suppliers based on good governance and responsibility in social and environment.

**Production:** Process improvement and standard certification in every stage of production by focusing on confidence of customers and consumers in product quality, food safety, environmental friendliness, and responsibility to community and society.

**Distribution:** Products are distributed to both domestic and overseas customers under the Company's and its customers' brand.

**Marketing and Sales:** Continuously improve product quality to meet food safety standards and the nutrition as well as offer a reasonable price to meet the needs of customers and consumers.

**Service:** GFPT's traceability system, from source of raw materials to facilitates the ability to trace consumers in order to gain consumers' confidence in quality standard of the Company's products.



## 2.) Stakeholders Analysis

### The relationship between organization and stakeholders

GRI 102-40, GRI 102-42, GRI 102-43, GRI 102-44, GRI 102-46, GRI 102-47

The Company is aware of possible direct and indirect impacts towards people or the environment which may occur due to operation of the Company's business. The Company places great importance on the relationship between the organization and its stakeholders to understand stakeholders' expectation in order to reduce conflicts, to avoid causing problems to one another, to co-exist for better surrounding and growing together sustainably. Therefore, an ongoing process exists to study the relationship between the organization and its stakeholders annually so that the Company is able to have timely and relevant information for determining important issues in order to improve the organization's sustainability.




The procedure for studying the relationship between the Company and different groups of stakeholders can be summarized as follows:



1. Set out different group of stakeholders including stating their impacts from the Company's business operation.
2. Summarize concerns, needs, and major impacts from the Company's business operation by considering concerns and opinions of all stakeholders through multiple communication channels such as customer satisfaction survey, questionnaires, activities and meetings, as well as through complaints management.
3. Evaluate, analyze, and set out in order of importance towards the Company the foregoing information regarding needs, expectancy and impacts of each group of stakeholders.
4. Find viable solutions to such topics in order of importance towards the Company. Finding viable actions to meets the needs of stakeholders from available information to the extent that the Company is able to do so without adversely impacting its business operation.
5. Implement foregoing solutions while at the same time recording information to improve the governance of the organization by using GRI Standard as indicators.



## Table: Relationship between the organization and the stakeholders

The Company can categorize its stakeholders into 6 groups, there are being: - customers, employees, partners (including business partners, creditors, and competitors), shareholders, community and society, and environment.

Stakeholders	Channel of communication	Need / Expectancy	Response of the Company
 <p>Customers</p>	<ul style="list-style-type: none"> <li>• Customer satisfaction survey.</li> <li>• Channel of communication of complaints and opinions.</li> <li>• Customer meetings with the executives in order to solve problems and build lasting.</li> </ul>	<ul style="list-style-type: none"> <li>• Quality and safe product which meets standards.</li> <li>• Justifiable pricing structure.</li> <li>• Delivery of products within the set timeframe.</li> <li>• Maintain customer satisfaction.</li> <li>• Build customer's confidence and trust.</li> </ul>	<ul style="list-style-type: none"> <li>• Strive to improve quality and safety standards throughout the supply chain of the product with an environmentally friendly production procedure that is fully traceable back to at all stages prior to reaching the customer.</li> <li>• Control the manufacturing cost of goods in order to be able to set fair prices.</li> <li>• Strive to improve and maintain lasting relations including having in place an auditing system to ensure that the Company honestly and strictly carries out its obligation as agreed with each customer.</li> </ul>
 <p>Employees</p>	<ul style="list-style-type: none"> <li>• Employee satisfaction survey.</li> <li>• Channel of communication of complaints and opinions.</li> <li>• Provision of training, knowledge improvement, encouraging work related skill improvement.</li> <li>• Labor relations activities.</li> <li>• Company's employee work handbook and Code of Ethics.</li> <li>• Notice / news release via activity board or intranet.</li> </ul>	<ul style="list-style-type: none"> <li>• Remuneration in salary, wages, and benefits.</li> <li>• Provision of good, safe, and healthy working environment.</li> <li>• Training and improvement of employees' skills.</li> <li>• Stable career path.</li> <li>• Trustworthiness from historical conduct in labor disputes.</li> <li>• Complaints management and respect of human rights.</li> </ul>	<ul style="list-style-type: none"> <li>• Equality and just respect towards the employees and labor force's human rights.</li> <li>• Set a policy and standard for suitable and fair remuneration.</li> <li>• Put in place regular practices to further improve work related knowledge.</li> <li>• Provide opportunities and support to all employees and labor workers to show their capabilities and provide opinions regarding business operation.</li> <li>• Ensure that the working environment is good, safe, healthy, regularly maintained, and supports a better working quality for employees and labor workers.</li> <li>• Respect personal rights of all employees and understand the basic demands of employees and labor workers to create good relations within the organization.</li> </ul>
 <p>Business Partners</p>	<ul style="list-style-type: none"> <li>• Channel for complaints and opinions.</li> <li>• Clearly disclose the Company's policy and code of conduct towards business partners.</li> <li>• Executive meeting with business partners to create good relations and to understand any problems and ways to improve.</li> </ul>	<ul style="list-style-type: none"> <li>• Being honest and transparent in the course of business.</li> <li>• Set at fair price.</li> <li>• Strictly act in accordance to the terms and obligations of the transaction in a timely manner.</li> <li>• Cooperate in all anti-corruption strategies.</li> </ul>	<ul style="list-style-type: none"> <li>• Manage the Company's business with good governance and in accordance to the Code of Ethics.</li> <li>• Set up an internal audit committee to watch over and ensure that the Company acts in accordance to the anti-bribery and corruption policy.</li> <li>• Share and exchange technical help to create trust of the Company's business as well as cooperate in finding innovative ways to conduct business in an environmentally friendly way.</li> </ul>

Stakeholders	Channel of communication	Need / Expectancy	Response of the Company
 Shareholders	<ul style="list-style-type: none"> <li>• Shareholder's Meeting.</li> <li>• Information disclosure in accordance to the authorized bodies governing the business.</li> <li>• Provide a channel to communicate with the Company's secretary and the investor relations department.</li> <li>• Regular communication through authorized security analysts from the SEC.</li> </ul>	<ul style="list-style-type: none"> <li>• Monetary returns (Dividends and capital gains), good financial performance and regular dividend payout.</li> <li>• Managing the business in an ethical way.</li> <li>• transparency and accuracy of information.</li> </ul>	<ul style="list-style-type: none"> <li>• Carry out and manage the Company's business honestly and ethically.</li> <li>• Act in accordance to good corporate governance practices.</li> <li>• Treat shareholders equally through the responsibilities of the Company's Board of Directors.</li> <li>• Investor Relations department's duty is to disclose true information and perform with precaution.</li> </ul>
 Community and Society	<ul style="list-style-type: none"> <li>• Channel to complain and provide an opinion.</li> <li>• Communal activities and society development.</li> <li>• Set up group to engage with local communities to act as a channel of complaint, to help find solutions to problems, and to report any findings.</li> </ul>	<ul style="list-style-type: none"> <li>• Operate business with consideration to the community and society whether close by or the public as a whole.</li> <li>• Improve quality of life including generate income for people of the local community.</li> </ul>	<ul style="list-style-type: none"> <li>• Strictly compliance with the CSR policy.</li> <li>• Set procedures and responsible person for handling complaints including monitoring and reporting to superiors.</li> <li>• Set up activities for community and society to build and strengthen relationship; as well as engage and participate in community nearby area in order to build mutual understanding and exchange information.</li> </ul>
 Environment	<ul style="list-style-type: none"> <li>• Channel for complaints and opinions from stakeholders such as customers, the community, the society, governmental bodies, and public sectors regulating over environmental issues.</li> </ul>	<ul style="list-style-type: none"> <li>• Operate business with consideration to the environment and not to pollute the environment.</li> <li>• Effective drainage management in place to not contaminate any disease.</li> <li>• Wastewater, wastrel, and air pollution management.</li> </ul>	<ul style="list-style-type: none"> <li>• Comply with the environment policy and regularly review and update the policy.</li> <li>• Raise awareness and promote organizational culture to be responsible and considerable for environmental impacts.</li> <li>• Emphasize on education, prevention, and business operations management that can affect the environment.</li> <li>• Strictly and seriously handling complaints about the environmental impact as well as monitoring result regularly.</li> <li>• Set responsible person and report to superiors.</li> </ul>



Stakeholder’s Analysis GRI 102-44, GRI 102-46, GRI 102-47

Considering the needs and expectations of the various stakeholders, we can define “Materiality” and “Prioritization” for both the role of stakeholders and the role of the Company as follows:



Environment	Society	Economics and Governance
E1 : Responsible Sourcing of Raw Materials	S1 : Human Rights and Labor Treatment	G1 : Good Corporate Governance
E2 : Water Management	S2 : Care and Development of Employee's Ability	G2 : Anti-corruption
E3 : Waste Management	S3 : Occupational health and safety	
E4 : Air Quality Management	S4 : Animal Welfare	
E5 : Power Management	S5 : Quality and safety of products	
	S6 : Responsibility to customers	
	S7 : Responsibility to business partners	
	S8 : Develop Quality of Life in Communities and Society	

## Value Creation and Corporate Responsibility

By the result of assessing the most important factors to stakeholders combine with the plan of business risk management, mission and corporate strategy could help the Company has developed, encouraged and re-evaluated to improve its business direction and management approach to place high consideration to the importance of each group of stakeholders including customers, employees, shareholders, business partners, communities, and the environment in order to achieve the business goals and lead to a sustainable development economically, socially and environmentally.

Moreover, the Company committed to deliver quality product, provide value to customer and have responsibility for society and environment. With these aspects, "GFPT aims for EXCELLENCE" to create value for all stakeholders.



## Responsible Chicken Production



### Production

GFPT's core business is to produce chicken meat products; therefore, we believe that delivering good quality products, meeting international standards, and satisfying the customers' needs are the core values and the fundamental factors in achieving the Company's sustainable growth. Over the past 30 years, the Company has improved its chicken meat production process in multiple aspects including: expanding backward integration to become a fully vertical integrated chicken producer, utilizing modern machinery in the production process to increase production efficiency, using nutritious feed in order to obtain nutritious chicken meat, improving feed formula and having effective chicken farming system in order to lower production costs, setting the quality measurement and audit system in every step of production, and having a traceability system in place in order to be able to retrace from the origin of raw materials to the end product sold to customers so that the customers can have greater confidence in the quality of our chicken meat products. The Company's past improvements have been focused on creating greater confidence for customers and consumers that GFPT's chicken meat products are good quality, safe for consumption, and also environmentally friendly.

### Responsibility towards Customers

As a leading integrated chicken producer, GFPT proactively emphasizes on "food safety and food quality" throughout our food chain as it is essential to our business operations. We demonstrate our commitment to food quality and safety through various dimensions including: knowledge and capable personnel, and rigorous quality assurance measures at every step of the food chain starting from feed materials to finished products. We also communicate with responsibility in order to promote healthy diet and proper nutrition as follows:



Quality testing for both physical and biological in each production process from selecting raw materials of feed, chicken farm, and production process.






## Quality Assurance and Food Safety

The Company emphasizes on quality and safety of our feed ingredients and finished products. We implement rigorous feed-to-food quality system in our integrated chicken production starting from feed mill, chicken farm, and chicken processing. We set stringent quality measures on both physical and biological at every steps including sourcing feed materials, production, transportation, and distribution, in order to assure that our chicken meat products are safe. The quality control measures of the key operations are as follow:

### Certification of quality and safety standards in 2020



GMP (Good Manufacturing Practice)

HACCP (Hazard Analysis Critical Control Point)

ISO 9001: 2015 (Quality Management System)

ISO/IEC 17025: 2017

ISO 22000: 2018 (Food Safety Management System)

ISO/TS 22002-6  
(Prerequisite programs on food safety - Part 6: Feed production)

Lloyd's Register

McDonald's Agricultural Assurance Program

Tesco welfare Standard

Farm Standards Certified by the  
Department of Livestock Development

GMP (Good Manufacturing Practice)

HACCP (Hazard Analysis Critical Control Point)

ISO 9001 (Quality Management System)

ISO 17025 (Competence of Testing Laboratories)

ISO 14001 (Environmental Management System)

HALAL (Food Permitted under the Islamic Law)

RSPO Supply Chain Certification Systems


BRC Global Food Safety Standard:  
The British Retail Consortium

Lloyd's Register (Animal welfare)

EST 11 (Export Establishment Certificate)

## Feed Mill

The origin of our food quality and safety starts at the feed mill. We set up “**Feed Laboratory**” in both locations of our feed mill facilities to test and certify the quality of feed materials, feed productions, and feed products. The feed laboratories endorse the quality standard of the feed products, test feed nutrition, and identify chemicals or residues in feed ingredients in accordance to law and regulations. Our feed laboratories have passed ISO 17025 (the general requirements for the competence of testing and calibration laboratories) by the Department of Science Service, Ministry of Science and Technology.





## Enhance Quality of Feed Sustainably

- Our feed mill plants produce broiler feed and breeder feed for exclusively use in our chicken farms.
- Chicken feed formulation is designed by nutritionists in order to provide proper nutrition for our chicken.
- Our chicken grain-feed formula contains maize, soybean, and wheat without having any animal by-products.
- We buy natural and high quality feed ingredients from responsible sources.
- Every process of our feed production are controlled by computerized system to ensure consistency and uniformity of feed quality.



Feed mill has been certified with international standards for food quality and food safety.

**GMP**  
**HACCP**  
**ISO 9001**  
**ISO 17025**  
**ISO 22000**





## Broiler Farm

Broiler farm is a key process of our integrated chicken production as broiler is very important assets. Our broiler receives healthy and high nutritious feed, sufficient water, be treated with decent animal welfare, be reared in good environment (Environmental Enrichment), and free of diseases. In addition, we set up **“Chicken Veterinarian and Technical Team”** to monitor animal welfare practice, set measures to control disease prevention, and regulate the use of drugs and vaccines, in accordance with the laws and international standards. Our Chicken Veterinarian and Technical Team registered with the Department of Livestock. The team is responsible in making broiler health check planning, sharing knowledge about animal health and disease preventive protocol to broiler raising operators.

### Environmental Enrichment

Environmental Enrichment in rearing chicken is promotion of animal welfare to chicken by providing a good environment and the necessary tools to promote chickens to act and show their natural instincts such as providing fodder or grass for chicken to walk or sleep on or to clinch onto the fodder. Such activities will promote chicken to be stronger, healthier, less stressful and cause less fear towards the chickens.







## GFPT focuses on animal welfare principles



### Closed House with Evaporative System

Raising chickens freely in closed housing within highly strict bio-security sites.



### Free of Growth Hormone

Free of growth hormone.



### Animal Care

Adhere to animal welfare principles with close supervision of farm's authorized veterinarian.



### Animal Welfare

We ensure adherence to our animal welfare standards in accordance with Genesis GAP, which is standard for chicken production for export.



### Farm Enrichment

Chicken house environment enhancing by various equipment for chickens to express their natural behavior.



## Animal Welfare

We recognize the importance of animal welfare. Our chicken farms have followed the standard practices for agricultural animals (Good Agriculture Practices: GAP) as well as standard for agricultural products in regards to animal welfare practice, land transportation by the National Bureau of Agricultural Commodity and Food Standards, Ministry of Agriculture and Cooperatives.

The Company has been certified for its animal welfare practices in accordance to Genesis GAP, which is the European standard and importer's standard of meat production for export throughout the chicken supply chain. Under these standards, the Company has taken all steps in regard to the happiness of chickens throughout the raising period. For example, chicken must be free from hunger and thirst (the system shall provide enough food and water), environment shall be free from discomfort, free from pain, injury or illness (a disease preventive system and catching chicken with care), free to live naturally, free from fear and anxiety (the raising conditions do not cause any distress, for instance, chickens catching process).





In compliance with regulations and standards of the Department of Livestock Development, of Agriculture and animal welfare standards, GFPT's animal welfare protocol is very strict covering chicken raising farm, feeding system, health management, disease and illness protection, catching live bird, transportation, farm hygiene, recorded information, and staffs' and workers' training. The Company is confidence and assurance that the Company's products are high quality, hygienic, antibiotics residue free, no hormone growth, and safe for consumption in both domestic and international market.

## Five Freedoms



1

### FREEDOM FROM HUNGER AND THIRST.

We offer herbal products and probiotics to promote healthy chickens. We continue to work on chick feed nutrition that supports a stronger, healthier start to their development.



2

### FREEDOM FROM DISCOMFORT.

All poultry houses have state-of-the-art temperature control. Many of our chickens have natural lighting and adding more houses every year.



3

### FREEDOM FROM PAIN, INJURY OR DISEASE.

Our chickens are raised in no-antibiotics-ever programs. We also prohibit genetic engineering in our breeds to help ensure our chickens are handled properly.



4

### FREEDOM TO EXPRESS NORMAL BEHAVIOR.

We believe when raising poultry, chickens should be able to act like chickens. We feel that active chickens those that can express normal behaviors.



5


### FREEDOM FROM FEAR AND DISTRESS.

We have zero tolerance policies for instances of animal abuse. We have successfully implemented a controlled-atmosphere stunning system.


## Chicken Processing Plant

### Quality and Safety


# QUALITY CONTROL




**Broiler**  
Health Check




**Chicken Meat**  
Weight Check, Contaminant




**Processed Meat**  
Temperature Check



**Processed Food**  
Temperature Check, Color Check



**Package**  
Metal Check, Foreign Matter



**Cartons**  
Package Check




The chicken processing plant is very important as it is the last stage of the production before the products end up with customers and consumers. Therefore, food safety and the quality of the chicken meat are strictly controlled in all stages of production before delivering to customers and consumers. In addition to the international standards of food quality inspection systems such as GMP, HACCP, etc. The Company also set up laboratory facilities including a “Chemical Laboratory” to test for pesticide residues, nutrition, and various chemicals; and a “Microbiological Laboratory” to test microbes, pathogens, and residues of antibiotics in order to reassure the food quality and safety of its products. Our laboratories are accredited with ISO / IEC 17025: 2017, which is the international standard certifying the competence of testing and calibration laboratories. In continually expanding our operations, further accreditation was gained and recently, the Company’s laboratories were accredited for 78 tests of 20 sample types and calibration focusing on the testing method with fast results in order to reduce storage time. In addition, testing methods which uses fewer chemicals have been developed to minimize handling of chemicals and environmental damage but at the same time maintaining the quality of the test and its accuracy.

Moreover, the Company's laboratories have been registered as competent facilities under the ISO / IEC 17025: 2017 issued by the National Bureau of Agricultural Commodity and Food Standards (ACFS). The laboratories have also been registered as approved laboratories for the analysis of livestock products for the Department of Livestock Development, Ministry of Agriculture and Cooperatives, which allows the Company to utilize analysis of the Company's products conducted by its laboratories as approved supporting documents for the application for a Health Certificate from the Department of Livestock Development.

General requirements for the competence of testing and calibration laboratories.

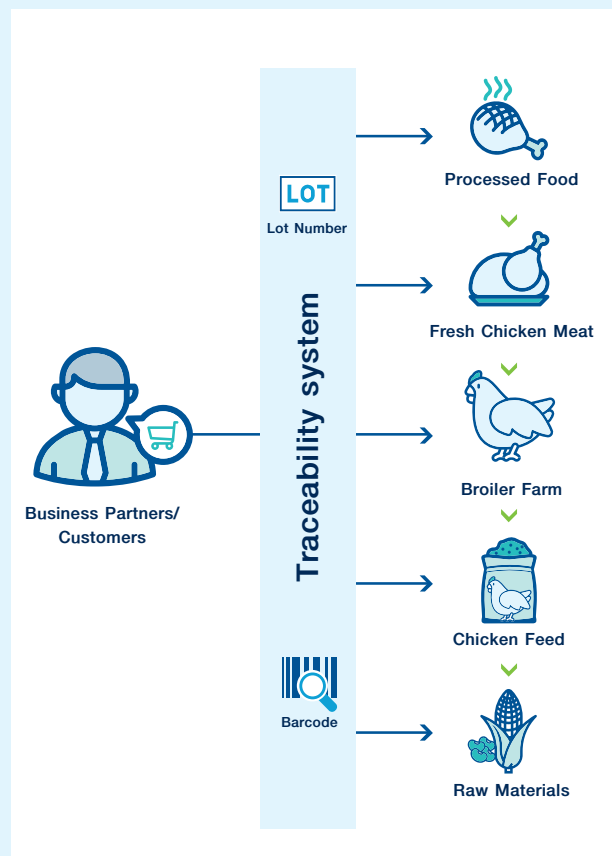
## ISO/IEC 17025



## Traceability from Feed to Food

Traceability system is the essential mechanism to meet the expectation of customer and consumer and to ensure that our products are safe and meet quality standard as well as being an international confirmation of ability to conduct business. Our products can be traced back to every stage of production with the linkage of production information from feed production, farm operation, and food processing. Thus, we can trace back our products to all stages of production as well as its origin of raw materials.

Meanwhile, the information is linked together from the meat processing plant to transportation, to distribution, thus, we can track product status at any point in the food chain. In case of there is any problem occurred with customers and consumers, we can accurately and timely recall our products. Thus, customers can be assured that our products are 100% safe for consumption.





## Bio-Security System

The Company focuses on the implementation of bio-security system in our key operations in order to use as a preventive measure for animal disease outbreak. Our strict bio-security system covers many steps of operations, for example:

### Chicken Feed

We have nutritionist experts to research and develop high quality feed formula. Our feed mills operate with modern feed production systems and control by computerized system. Our feed products are safe and meet with dietary requirement of different chicken's aging.

### Chicken Farming

Our chicken farm houses are closed evaporative cooling system with ventilation system to prevent any disease carrier. All chicken houses are equipped with mechanical systems to deliver feed and water automatically. The CCTV systems have been set up in the chicken houses to closely monitor chicken welfare.

### Personnel and Vehicles

We have set strict regulations for personnel and vehicles entering into the farm area. Only farm workers and farm vehicles are authorized to enter into the farm area. The authorized person must shower, shampoo, disinfect, and change clothes when entering into farm house. All vehicles must be washed and disinfected to prevent dust, contamination, or any carrier from outside that may cause disease within the farm.

## Poultry Compartmentalization

In order to mitigate risk of avian influenza outbreak, the Company has implemented the poultry compartmentalization according to guideline of the Department of Livestock Development re: the Compartmentalization in Poultry Industry in Thailand B.E. 2554 as follow:

- Set a biosecurity management principle based on Hazard Analysis and Critical Control Point (HACCP) for avian influenza
- Set the surveillance protocol for avian influenza at the farm site and buffer zone in a radius of 1 km.
- Set the controlled protocol for avian influenza at the farm site and buffer zone in a radius of 1 km.
- Set a traceability system





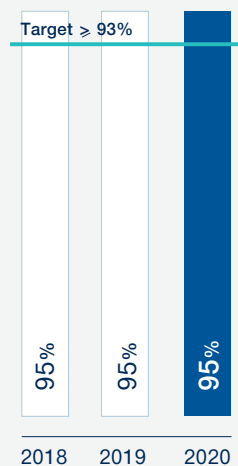


In 2020, the Company received positive feedback from both local and foreign customers with higher satisfaction of customers. In addition, the Company also handles customer complaints in order to deliver good quality products for customers.

#### Survey of Local and Foreign Customer's Satisfaction Rate



**95%**  
Target  $\geq$  93%





### 3. Sustainability for Environment Management



#### Environmental Policy

The Company committed to produce products and services with good quality, realized use of resources and environment impact; hence, the Company purposed to manage environment as follow; **“Reduce resources usage, environmental protection, strictly comply with law and regulation and cultivate environmental awareness and social responsibility”**. More details can be found at the Company’s website <https://www.gfpt.co.th> under “Environmental Policy” section.

#### Resources Utilization Policy

The Company encourages directors, management and employees at all levels in the organization to use resources efficiently and maximize efficiency and effectiveness. The Company communicates, educates, supports, and creates awareness to employees and related parties to fully utilize and manage the resources for maximum benefit of the Company.

In addition, the Company has established an environmental management structure to effectively support the implementation and also required all departments to perform their activities in accordance with the laws.

The Company has been accredited for the environmental management standard ISO 14001 by the independent auditor. The Company communicates its activities on environmental management through various internal and external channels.

#### Resource and Environmental Management

The Company focuses on the use of resources effectively with maximum benefits as it is a significant cost and source of the integrated production process. Effective uses of resource also produce less impact on environment and world climate change.





## Water Resource GRI 103-1, GRI 103-2, GRI 303-1, GRI 303-3

Water resource is an important component in our chicken production. We set appropriate plans and measures for water usage in every production process. We use information system to analyze and control water consumption. We also focus on production improvement, process development, and production technology to reduce water consumption and efficiently use of water resources.

Water used in the production and operation of the Company are both sourced from treated water and ground water. The Company has acquired an approval permit from the Bureau of Groundwater Control, Department of Groundwater Resources, to carry out its industrial operation in total of not more than 3,500 cubic meters. The following illustrates various source of water used and the amount of treated water and groundwater

In 2020, the Company's water consumption is 1.875 cubic meters, decreased by 9.76% compared to 2019, which is considered this year the company has plan to use water more efficiently.

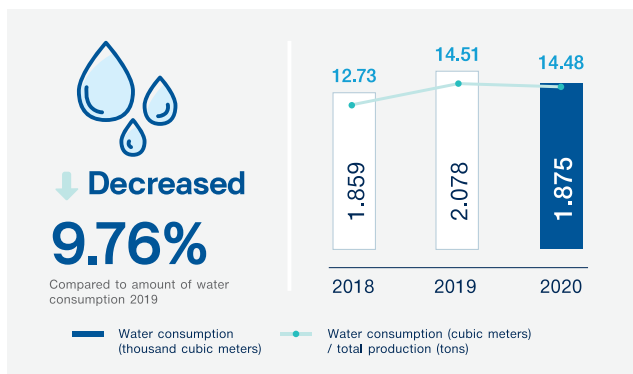
## Energy GRI 103-1, GRI 103-2, GRI 302-1, GRI 302-4

The Company continuously focuses on efficient energy consumption and energy conservation by using information system to analyze and control energy consumption in the production process; meanwhile, the machines, equipment, and production process are designed for maximum efficiency with minimum energy consumption.

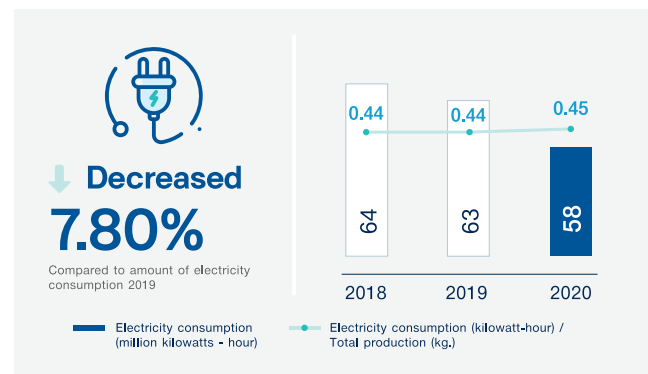
In addition, we promote energy saving activities such as using LED bulbs; and controlling electricity consumption in production process by reducing electricity cost in factories and replacing the bare compressor; which help saving electricity cost and reducing environmental impact.

In 2020, the electricity utilization was in amount of 58.19 million kilowatts, decreased by 7.80% from last year, electric usage being 69% use in cooling system and 19% use in production process.

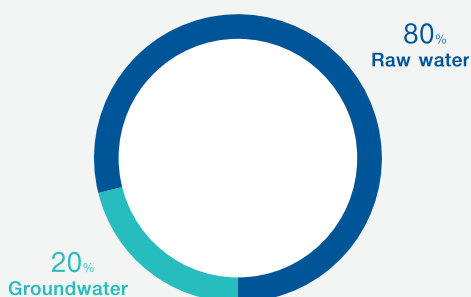
### Water Consumption



### Electricity Consumption



Source of Water Used and the Amount of Treated Water and Groundwater Used for the Year 2020

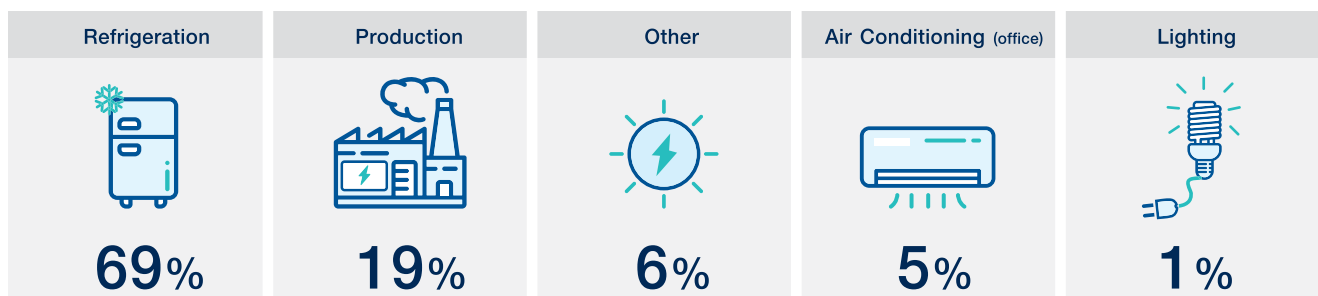


## Electricity consumption

GRI 103-1, GRI 103-2, GRI 302-4

The energy conservation policy is set as a guideline for the implementation of energy consumption to effectively utilization and maximizes benefit. The Company set the energy conservation policy as part of the operation. We continue to improve the efficiency of energy usage by setting energy conservation measure annually, and communicating to all employees to understand and practice properly. We view energy conservation as the responsibility of executives and all employees who must set a policy and cooperate in carrying it out as well as following up and reporting to the energy conservation committee. The Company supports the energy conservation in terms of human resources, budget, training, and others to improve the energy management. The policy and implementation plan of the energy conservation is annually reviewed and updated.

Source of Electricity Consumption in 2020



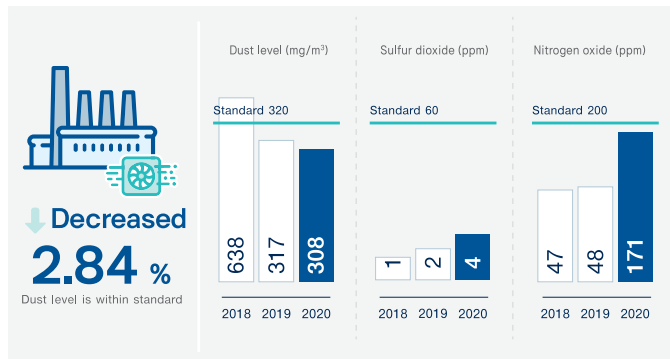
## Pollution and Waste Management

### Air Pollution

GRI 103-1, GRI 103-2, GRI 305-7

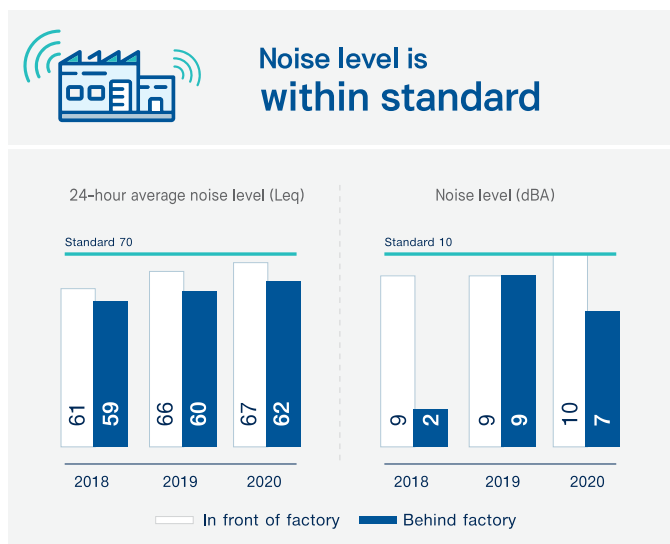
The Company uses pollution elimination system before releasing the pollution outside the plants and monitors level of pollution in applicable to the laws. The pollution level is monitored and measured twice a year by the authorized person of the Department of Industrial. In 2020, the level of contaminants in the air such as dust, sulfur dioxide, and nitrogen oxide found is below the standard.

Result of measurement of air contaminants



### Noise Pollution

The Company measured the voice quality in the atmosphere (Ambient noise measurement) to measure the 24 hours a weighted Equivalent Continuous Sound Level and Annoyance noise. The level of noise must be in accordance with the law and shall be assessed by the authorized person from the Department of Industry. In 2020, the result of the measurement found that the 24-hour average noise level at measurement points is below legal thresholds.



## Water Pollution GRI 103-1, GRI 103-2, GRI 303-3, GRI 306-1

The wastewater treatment of the Company complies with the standard defined by law. The Company uses high technology of wastewater treatment technology and closely monitors the level of wastewater before releasing to outside. Upflow Anaerobic Sludge Blanket (UASB) and Activated Sludge (AS) were applied. The level of wastewater release to outside is comply with the law and does not affect the overall ecosystem. In addition, we focus on recycling treated wastewater within the plant. However, the use of treated water after recycling is limited due to the food safety laws and customer's specification. The wastewater from daily production and normal consumption, is at an average of 5,000 cubic meters per day. The Company's wastewater treatment plant can treat up to 7,000 cubic meters per day. The treated water which passes regulatory standard is released about 3,500 cubic meters per day. The treated water is reused about an average of 300 cubic meters per day.

## Wastes GRI 103-1, GRI 103-2, GRI 306-2, GRI 306-3

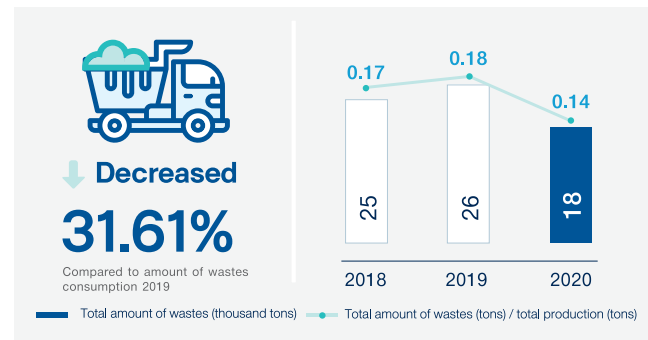
The Company has classified wastes in accordance with the law and set up the protection system of environmental contamination starting from wastes storage, wastes transportation, and wastes displacement, hazardous wastes management, and wastes segregation. The Company sets up the internal wastes management system to collect the amount of wasted generated in a monthly basis. The wastes data is properly gathered and submitted to the authorized Wastes Management Company registered to the Department of Industrial, Ministry of Industry. The wastes data can be traced back for the whole system as follows:

- **Hazardous wastes**  
such as used solvent, decadent bulbs, contaminated container, used lubricant, sent to the Wastes Management Company by recycling and landfilling.
- **General waste (not hazardous wastes)**  
such as plastic bags, paper, steel scrap, stainless steel scrap, sent to authorized wastes recycling company; sorting for resale.

In addition, the Company promotes use of resources for maximum benefit such as plastic bag waste reduction project. This project encourages employees to reduce mistakes and carefully use of plastic bags in packaging process in order to reduce cost and plastic bag waste.

In 2020, the Company had no legal disputes in regard to emissions and waste or environmental impact from their operations, including not being fined for violating any environmental laws and regulations.

A summary of total amount of waste,




Amount of plastic bag waste





## 4. Sustainability for Society



### Fair Labor Practice

#### Labor Relations Policy

The Company is committed to treat its employees equally, to provide decent working conditions, to offer appropriate benefits, and to provide fair treatment to its employees at all level. Supervisors must be good role model and dependable to its subordinates. The Company also promotes employee engagement activity to establish good relationships.

#### Workforce Equality and Fairness

The Company sets employment policy and practice toward equally and fairness to its employees at all level including remuneration, transfer of employee, training, skill development, career advancement, promotion, wellness, health, safety, and labor protection. We set up a Labor Relations unit to responsible for planning, monitoring, controlling, evaluating, labor relations activities, and also coordinating with other relevant departments.

#### Human Rights Policy

GRI 103-1, GRI 103-2, GRI 414-1

The Company adheres to principle of human rights as principle of business operation covering all sectors of stakeholders including employees, communities, suppliers, and business partners throughout the Group's supply chain (as well as rights to natural resources and environment) to ensure that the business operation of the Group is prudent and does not take any action that would violate or affect human rights both direct and indirect. Therefore, the Group has set a human rights policy in accordance with legal principles and international standards, such as Universal Declaration of Human Rights (UDHR), United Nations Guiding Principles on Business and Human Rights (UNGP), The International Labor Organization Declaration on Fundamental Principles and Rights at Work (ILO), etc. More details can be found at the Company's website: <https://www.gfpt.co.th> under "Human Rights Policy" section.



## Social Accountability Policy

The Company accepts and trusts a group of partner companies to proceed on behalf of the Company in acting in compliance with international standards regarding “Ethics of business operators towards employees at the work place having a Social Accountability System” and therein set the Social Accountability Policy as “acting in principle of human rights pursuant to international standards, law, and ethics of business operators towards employees.”



In 2020, the Company’s chicken processing plant has been certified for having Good Labor Practices (GLP), Self-Declaration Thai Labor Standards (TLS 8001-2010), being a member of SEDEX (organization that facilitates and safety at workplace) and cooperating with NGO Issara Institute, third party agencies, to represented that the Company acted fairly and equally without any bias to its labor and all level of employees. The Company did not receive any complaints regarding a violation of human rights in the course of the

business operations of the Company whether from inside or outside of the organization. The Company did not have any legal disputes regarding labor laws, forced labor or slavery, child labor, consumer rights, or the operation of the Company’s business.

The Company treats workers and personnel at all levels equally and does not violate human rights.

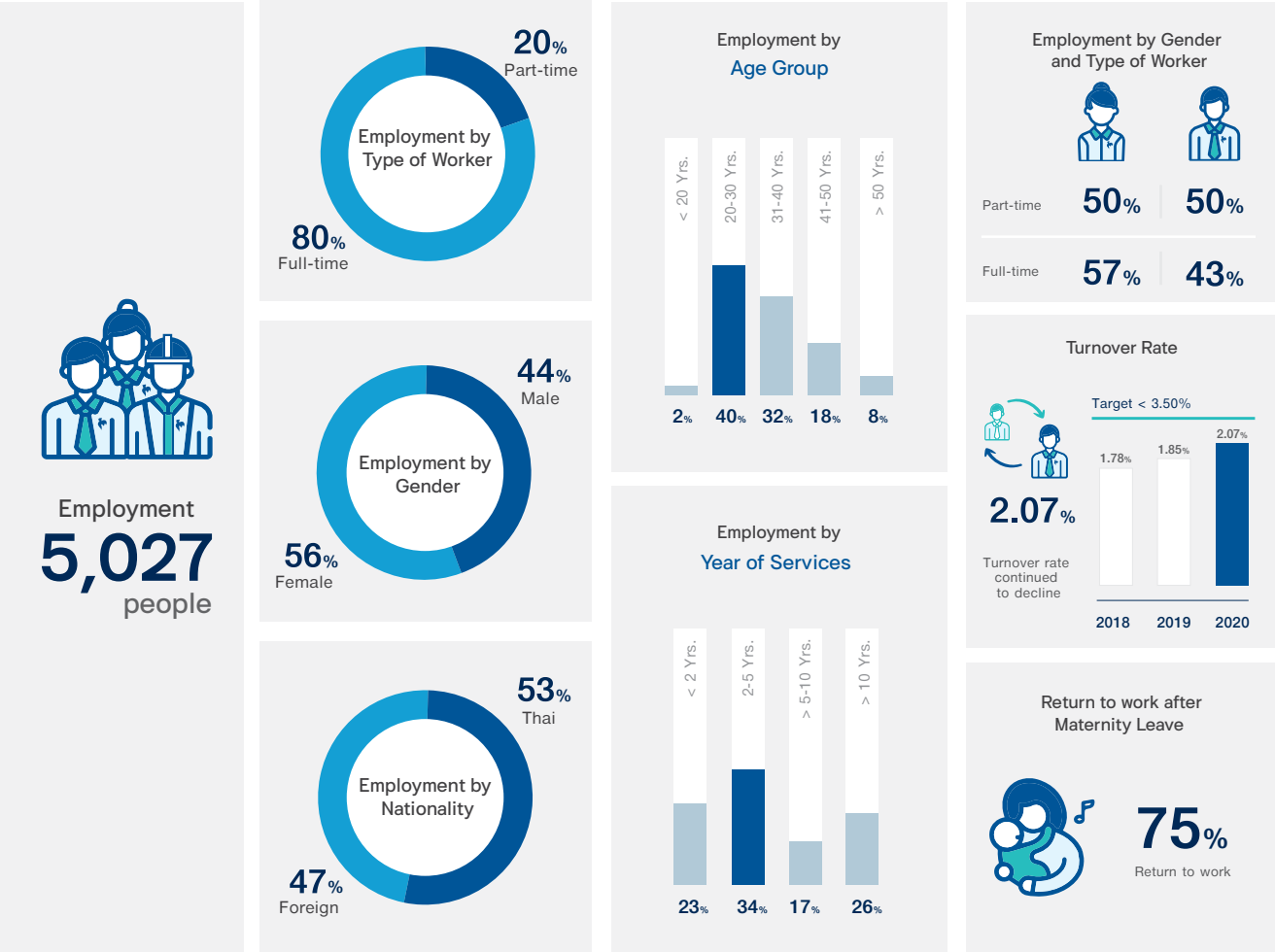


Employment

GRI 102-7, GRI 102-8, GRI 102-41

The Company has a policy on equality and diversity employment without any discrimination on gender, race, religion and culture.

In 2020, GFPT employed a total of 5,027 people with a diversity of age, gender, level of education, and work tasks.



Turnover Rate

GRI 103-1, GRI 103-2, GRI 401-1

Turnover rate was 2.07% in 2020, increased from 2019 at 0.22% which is considered better than target set at 3.50%.

Rate of Return after Maternity Leave

GRI 103-1, GRI 103-2, GRI 401-3

In 2020, a total number of 125 out of 2,810 female employees had taken maternity leave, of which 94 employees return to work after their maternity leave representing 75% of total female employees who took maternity leave.



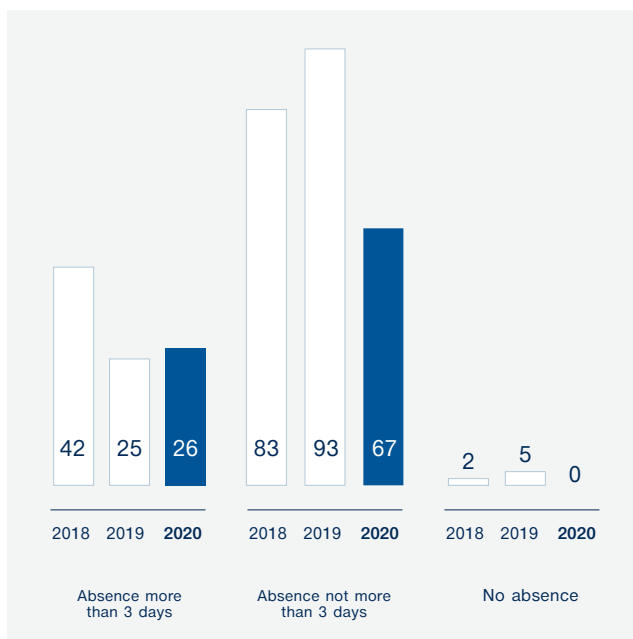


## Absence Rate from Injury

In 2020, absence rate from injury decreased from 2019 and there was no death from work. The Company has analyzed cause of accident and implemented a preventive action against workplace accident in order to lower the accident rate and absence rate from injury. In addition, we monitored safety and environment in workplace to future improvement.

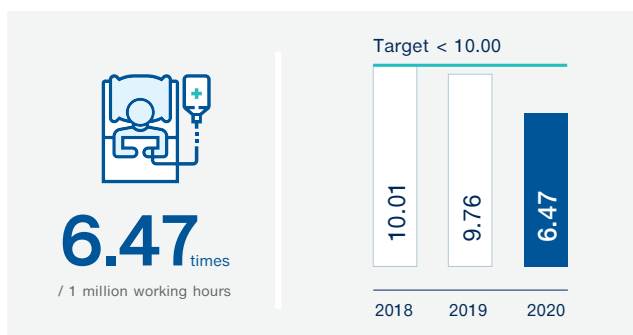
The Company has set a target of absence rate from injury at no more than 10 times per 1 million working hours as a criterion for determining target. In 2020, the Company has injury rate with 6.47 times per 1 million working hours which was considered better than target set.

Absence Rate from Injury (times / year)

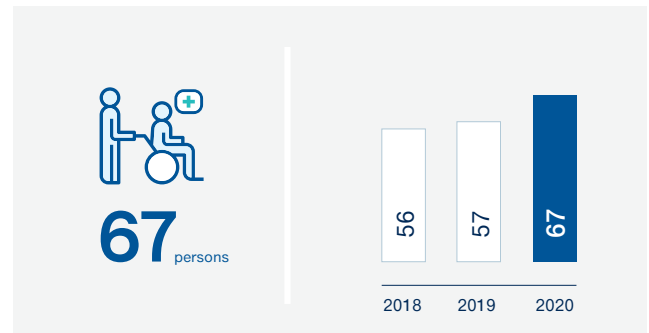


## Lost-Time Injury Frequency Rate (LTIFR)

(times / 1 million working hours)



## The Empowerment of Persons with Disabilities (Persons)



## Employment of Disabilities Policy

GRI 103-1, GRI 103-2, GRI 403-9

The Company recognizes to improve the quality of life of people with disabilities. Encourage disabilities to have the opportunity to show ability, earn income, self-reliance and reduce the burden on families and society, as well as, encouraging people with disabilities, especially for the working age group, to be a part in strengthening their own family's financial status and the country's economy. According to the Persons with Disabilities Empowerment Act B.E. 2550 that aims to promote and improve the lives of people with disabilities includes provisions to adopt measures concerning the promotion and protection of the employment of the disabled.

In 2020, the Company employed a total of 67 disabled workers as well as granted concessions, arranged places for products of persons with disabilities, employed sign language interpreters under sub-contracts with other agencies and caregivers in compliance with the Persons with Disabilities Empowerment Act B.E. 2550 section 33 and section 35, which requires a ratio of disabled to normal persons of 1 to 100 pursuant to the law.



Safety for Workplace Training for Supervisor, Radiation Operators Training for 2020, The Annual Fire Drills and Emergency Evacuation Training for 2020, Fire Safety Training for 2020

## Safety and Working Environment Policy

GRI 103-1, GRI 103-2, GRI 403-1

The Company sets occupational health and safety policy to encourage employees to work safely and to have good hygiene in the workplace. The Company shall prevent any possible accidents at its full capacity and to build the safety awareness, training, and encourage employees to have strong health (and not act in harmful to the health of customer) as well as to maintain a safe and hygienic workplace.

## Covid-19 Outbreak

According to Covid-19 outbreak in the past year, the Company has taken measures to prevent the risk of spread of Covid-19 in accordance with the announcement of the Department of Disease Control Ministry of Public Health and related laws by promoting and publicizing knowledge and methods to protect oneself from the spread of Covid-19 both in workplace and public areas. There is a system to maintain the cleanliness of the establishment. In addition, the Company also provides assistance to those affected by the epidemic of Covid-19 and monitoring the situation closely to be able to operate business with regard to safety and health of everyone in the Company.



## Fatal Diseases Prevention

The Company shall prevent illness of employees that arise from working environment. We provide knowledge, consulting advice, expert training, publicity through media and activities to our employees and community. We also implement disease preventive program through encourage employees to get vaccination every year.

## Safety Policy

GRI 103-1, GRI 103-2, GRI 403-5

The Company encourages all employees to have awareness of safety in the workplace by providing information, training, encouraging all employees to participate in risk analysis and evaluation of the workplace to create a plan to prevent accidents at work, to identify the cause of accidents to prevent repetitive accidents, and to continually encourage projects which promotes safety awareness.

### 1) NEAR MISS Project

To prevent accident from operation based on finding causes to prevent repeat accidents and encouraging all employees to participate in the risk analysis and assessment at workplace.

### 2) 5S Project

To encourage employee to participate in workplace maintenance and cleanliness.

### 3) Workplace Safety Week Project

To organize a safety week event every year to educate employees and encourage awareness about possible accidents in the workplace.

### 4) Safety Training Project

To provide a training program on safety regarding how to safely use equipment during work and what to do in an unexpected event.

### 5) Safety Journal Project

To provide a monthly journal to promote knowledge about safety standards and preventive method on an unexpected event. The safety journal is available as hard-copy and online version to employees.

## Complaint Channel and Procedure

We provide a complaint channel for our employees. We set the process to perform when receiving a complaint as well as provide protection and confidentiality of the complainants and informants.

### Complaint Channel

The complainant can report a complaint by providing details of the complaint with name and contact information. The complaint can be submitted to the Audit Committee by 2 channels:

1. Complaint box installed at designed location in factory.
2. Intranet site of the Company

In which, this complaint will be sent directly to the Human Resource Department of the Company for forward to the Audit Committee.

### Action after Receive the Complaint

Once received the complaint, the Audit Committee will consider the complaint and inform the relevant parties to investigate facts about the complaint and resolve the complaint appropriately. The Audit Committee will periodically monitor the progress of complaint. The relevant parties will notify the result to the complainant within a reasonable period. The Audit Committee shall report to the Board of Directors.

### Protection and Confidentiality of the Complainant

To protect the rights of complainant and relevant informants who acts in good faith, the Company shall keep all information of complainants and informants in confidentiality. Only the persons who are responsible in conducting inspection about the complaints can have access to such information. The assigned persons to handling the complaint are responsible for keeping all information regarding the complaint, relevant documents as confidential and shall not disclose such information to other persons unless the disclosure is required by laws.



## Employees' Compensation and Benefit Policy

The Company has a policy of paying fair compensation as well as strengthens the vocational and career advancement opportunities; provide welfare for employees as required by law, such as Social Security and apart from the law, such as the health and accident insurance to employees in the sales, information technology department and employees working in other provinces. Provide other support including uniform for employees, financial aid, such as support for the funeral of staff's parents and education scholarships for employees' children.

Moreover, the Company also places importance on the well-being of employees outside of working hours. The Company has provided 3 accommodation projects near the workplace with a total of 22 buildings and more than 1,750 rooms to provide convenience, safety, and other amenities including providing an approved day nursery which meets regulatory standards to accommodate the employees' children during working hours.



## Human Resources Training and Development Policy

The Company has a policy of promoting human resources development by supports staff to develop in various areas including expertise, capabilities, positive attitude, moral values, business ethics and teamwork through training, seminars or study trips. The Company focuses to promote the employees from within the organization and assess their performance regularly. This is considered to be an important factor for strong and sustain business expansion.

The Company also emphasizes on organizational development and human resources management by focusing on production efficiency, clear roles and job responsibilities, appropriated employee's remuneration, competitive pay structure, employees' evaluation, and increasing work efficiency. The Company has provided various training programs such as company orientation to new employee, leadership, quality management system, etc.

## Training

GRI 103-1, GRI 103-2, GRI 403-5, GRI 404-1

The Company has designed and updated its training courses to facilitate its short-term and long-term objective and direction. We focus on the development of employees' skill, competences, experiences, technical know-how, managerial knowledge, and other relevant knowledge for new potential business opportunity. In addition, the Company provides information about human rights including the Labor Protection Act B.E. 2551 (amended) Section 11/1 re: the policy change, as well as labor laws. We also support our employees to join external training and seminar; thus, our employees can share and exchange knowledge and experience with other organizational and applied in the Company.

In 2020, the Company's total number of training hours was 656,183 hours which is an average of 131 hours per employee per year. The curriculum of training included a wide array of skills such as Anti-Corruption Policy, basic safety training, energy efficiency improvement, procedures for managing labor legislation, risk assessment in production process, occupational health and working environment, and the basis of business sustainability, etc.



### Number of training hours in 2020

# 656,183

 hours

### Number of training hours per year (Hours)

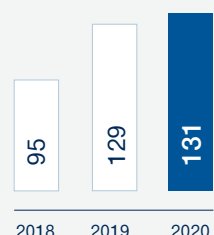
	2018	2019	2020
Number of training hours	612,002	695,600	656,183

### Average employee training (hours/person/year)



# 131

hours / person



## Contributing to development Of Youth, Community, and Society

GRI 103-1, GRI 103-2, GRI 413-1



### Corporate Social Responsibility Policy

GFPT sets the Corporate Social Responsibility Policy (CSR) under the ethical principles to be fair for all stakeholders and apply the principle of Good Corporate Governance practices to maintain the stability of the community, society, economy, and environment that led to the development of sustainable business success.

In 2020, the Company has implemented projects and activities for the community and society as follows:

#### 1. Promoting youth for quality of society

The Company believes that “youth are the pillars of tomorrow’s society”. The Company recognizes the importance of children and youth by supporting its chicken eggs and cooked chicken products, the Company provides scholarships, educational tools and equipment to youth to improve quality of life of primary school students in local communities and the Scholarship program for GFPT group employee’s children to incentivizes and encourage its employees. Additionally, the Company also encourages social activities for local communities and remote communities by focusing on knowledge development of youth to be the quality person in the society as well as encouraging youth to express themselves creatively through various projects with a total of 77 activities such as the National Children’s Day at around 45 communities and schools and many activities to promote quality of life for youth including: donated to “General Prem Tinsulanonda Statesman Foundation” to support educational funds for schools in rural areas, support various scholarships projects to students who lack of funds, support public charity activities, etc.

#### 2. Creating a good society

The Company has a policy of supporting the disadvantaged in the rural and challenged areas and those affected by disasters. The Company also has a policy of improving the quality of life of the surrounding community and also those further away to have a good quality of life, protecting the environment, and therefore the Company has through its own activities, government agencies, charitable organizations, and non-profit organizations. The Company participates with community to understand and to inform the impact that they may affected from the Company’s operation. Moreover, there are several conservative activities that the Company does with community in which a total of 46 activities were done in 2020 such as giving out personal protective equipments such as chemical protective clothing (PPE), goggles, and face shield to Nong Yai Hospital, Ban Bueng Hospital, and Siriraj Hospital; donating food and essential items through “Sharing Cabinet Project” to the Bang Sao Thong Sub-district Administrative Organization; supporting educational equipments such as computer with braille keyboard to Disabled Persons Association Bangkok; donating to funds to people who affected Covid-19 through Nong Phai Kaew Sub-district Administrative Organization; supporting elderly quality of life development project through Khao Khan Song Sub-district Administrative Organization, Sriracha District, Chonburi, etc.



The Children Day activity, Supporting processed chicken products to schools and communities, Providing personal protective equipments, such as chemical protective clothing (PPE), goggles, and face shields to Nong Yai Hospital, Ban Bueng Hospital, and Siriraj Hospital, Donating money and eggs in Covid-19 outbreak situation



### 3. Promote religion and Thai culture

Religion and culture are important institutions in the society which have strong influence in people's beliefs, values and behaviors as a way of life of the individual in the society. The Company recognizes that Thai society is influenced by the religion, and therefore, places importance on the support and preservation of Buddhism as well as the continuous support for Thai arts and culture. The Company has organized activities related to promoting religion and Thai culture through government agencies, charitable organizations, and non-profit organization.



#### Membership of Association GRI 102-12, GRI 102-13



The Company is a member of the "Thai Broiler Processing Exporters Association" acting as supporter and service agency for the large number of Thai chicken meat producers and exporters. The Association provides support, news, relevant economy statistics, academic abstracts and researches in order to improve the quality of rearing broiler chicken, the quality of processed food from chicken meat, as well as innovating and improving manufacturing procedures to meet export standards, to act as a place to exchange knowledge, information, warnings, and safety procedures to protect against pathogenic diseases, to act as an intermediary helping negotiation of terms and solving problems and relevant obstacles to its members, and to promote team work between its members. All of the foregoing helps promote income from the chicken meat export industry and therefore helps out the local and foreign economies to be more sustainable, improves the quality of society through more employments opportunities created and through creating more valuable and better consumer goods, including to help business operators to be more aware of environmental impacts through its operation, which is one of the sources of pride for the Company.

### Ethical Treatment of Business Partners

GRI 103-1, GRI 103-2, GRI 414-1



The Company sets a responsible ethics policy and practices for business partners to meet the requirements of international standard. Business partners have to sign to comply with guidelines of business partners covering respect of human rights, fair labor treatment, employment legally, managing work environment, and ethical business practices.

In addition, the Company evaluates risk that may be caused by suppliers by having a Supplier Self-Assessment in order to prioritize important business partners and their impacts to the Company's risk.

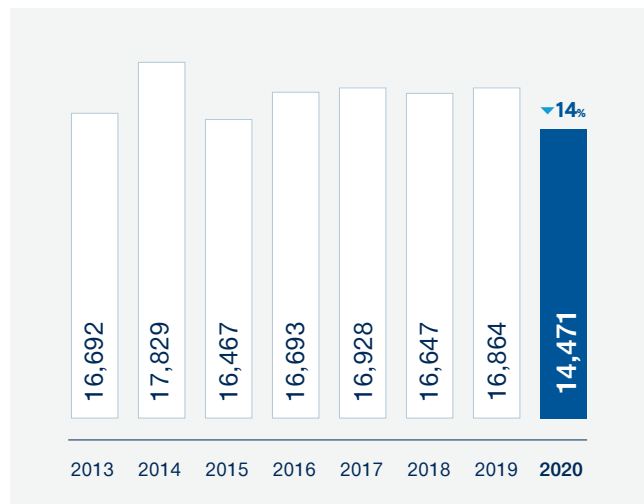


# Financial Highlights

GRI 102-6, GRI 102-7, GRI 103-1, GRI 103-2, GRI 201-1

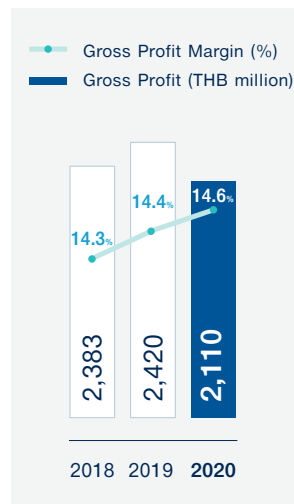
## Consolidated Revenue

(Million Baht)



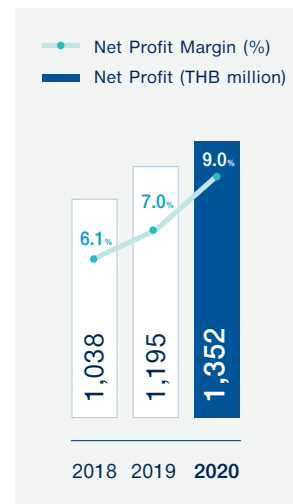
## Gross Profit

(Million Baht)

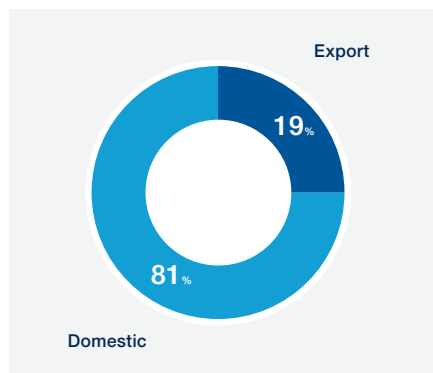


## Net Profit

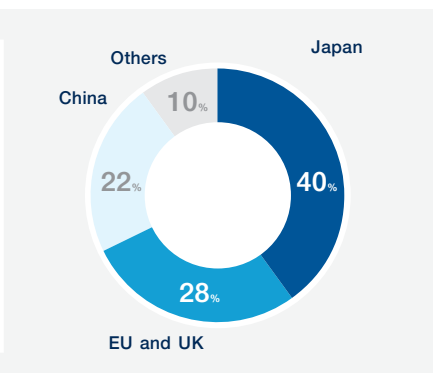
(Million Baht)



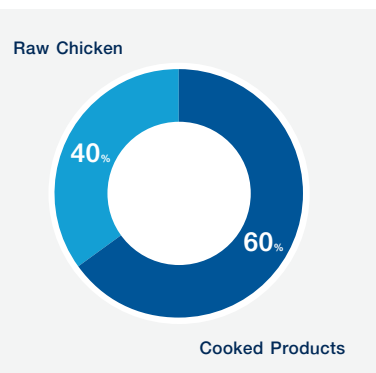
## Revenue by Destination



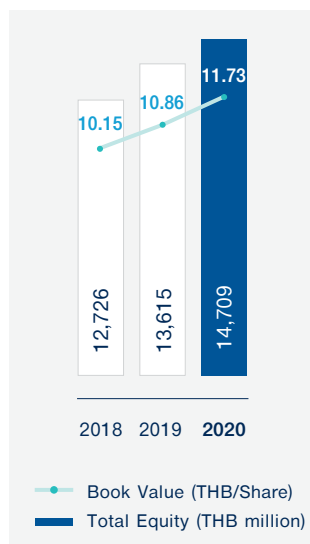
## Export by Country



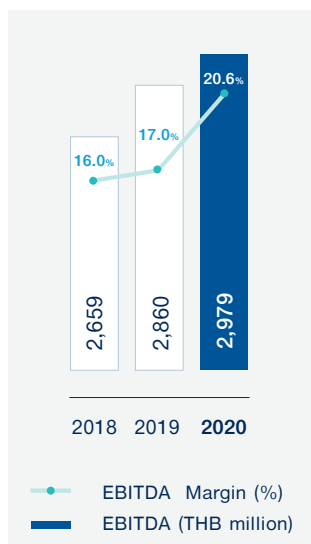
## Export by Product Type



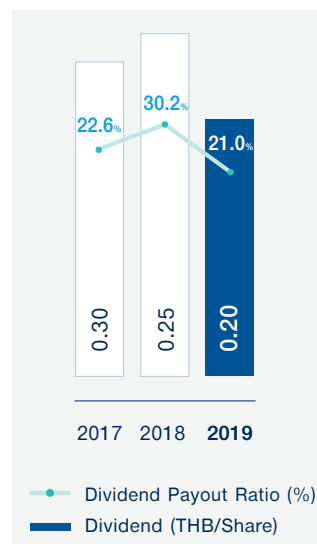
## Book Value



## EBITDA

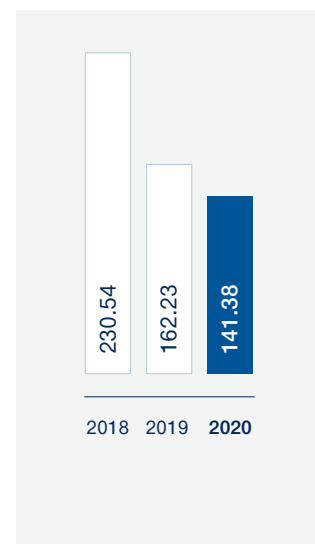


## Dividend & Dividend Payout Ratio



## Corporate Income Tax

(Million Baht)



## Summary of Consolidated Statements of Financial Position of GFPT Public Company Limited and its Subsidiaries

	As of 31 December					
	2018		2019		2020	
	MB	%	MB	%	MB	%
Cash and Cash Equivalents	1,240.09	6.84	1,087.26	5.78	1,187.46	5.82
Trade and other receivables	974.80	5.38	889.86	4.73	715.06	3.50
Inventories	3,527.98	19.46	3,716.83	19.75	3,798.30	18.61
Other Current Assets	27.15	0.15	19.60	0.10	37.00	0.18
<b>Total Current Assets</b>	<b>5,770.02</b>	<b>31.83</b>	<b>5,713.54</b>	<b>30.36</b>	<b>5,737.82</b>	<b>28.11</b>
Investment in Associates	2,687.52	14.82	2,891.82	15.37	3,159.11	15.48
Grandparent Chickens	104.49	0.58	99.90	0.53	101.98	0.50
Parent Chickens	396.12	2.18	438.39	2.33	402.34	1.97
Investment Property	349.77	1.93	346.91	1.84	340.52	1.67
Property, Plant and Equipment	8,447.16	46.59	9,038.06	48.02	10,045.27	49.22
Right-of-Use Assets	-	-	-	-	379.48	1.86
Deferred Tax Assets	275.85	1.52	180.28	0.96	118.29	0.58
Other Non - Current Assets	98.73	0.55	111.20	0.59	124.95	0.61
<b>Total Non-Current Assets</b>	<b>12,359.64</b>	<b>68.17</b>	<b>13,106.56</b>	<b>69.64</b>	<b>14,671.94</b>	<b>71.89</b>
<b>Total Assets</b>	<b>18,129.66</b>	<b>100.00</b>	<b>18,820.10</b>	<b>100.00</b>	<b>20,409.77</b>	<b>100.00</b>



Summary of Consolidated Statements of Financial Position of GFPT Public Company Limited and its Subsidiaries  
(Continue)

	As of 31 December					
	2018		2019		2020	
	MB	%	MB	%	MB	%
Short - Term Loans from Financial Institutions	1,380.00	7.61	830.00	4.41	700.00	3.43
Trade and other Payables	1,143.42	6.31	982.01	5.22	1,080.43	5.30
Current Portion of Deferred Rental Income	9.17	0.05	9.17	0.05	9.76	0.04
Current Portion of Long - Term Loans	300.00	1.66	-	-	553.00	2.71
Other Current Liabilities	155.59	0.85	115.83	0.62	172.54	0.85
<b>Total Current Liabilities</b>	<b>2,988.18</b>	<b>16.48</b>	<b>1,937.02</b>	<b>10.29</b>	<b>2,515.73</b>	<b>12.33</b>
Long - Term Loans from Related Persons	1,760.00	9.71	2,594.40	13.79	2,160.00	10.58
Employee benefit obligations	520.12	2.87	551.45	2.93	568.12	2.78
Deferred Rental Income	115.93	0.64	106.76	0.57	98.00	0.48
Lease Liabilities	-	-	-	-	344.35	1.69
Other Non - Current Liabilities	19.24	0.10	15.43	0.08	14.14	0.07
<b>Total Non - Current Liabilities</b>	<b>2,415.29</b>	<b>13.32</b>	<b>3,268.03</b>	<b>17.36</b>	<b>3,184.61</b>	<b>15.60</b>
<b>Total Liabilities</b>	<b>5,403.47</b>	<b>29.80</b>	<b>5,205.05</b>	<b>27.66</b>	<b>5,700.34</b>	<b>27.93</b>
<b>Total Shareholders' Equity</b>	<b>12,726.19</b>	<b>70.20</b>	<b>13,615.04</b>	<b>72.34</b>	<b>14,709.43</b>	<b>72.07</b>
<b>Total Liabilities and Shareholders' Equity</b>	<b>18,129.66</b>	<b>100.00</b>	<b>18,820.10</b>	<b>100.00</b>	<b>20,409.77</b>	<b>100.00</b>

## Comprehensive Income Statements of GFPT Public Company Limited and its Subsidiaries

	For the year ended 31 December					
	2018		2019		2020	
	MB	%	MB	%	MB	%
Revenue from Sales	16,647.02	98.25	16,863.74	98.42	14,471.02	96.59
Other Income	296.85	1.75	270.64	1.58	511.05	3.41
<b>Total Revenue</b>	<b>16,943.87</b>	<b>100.00</b>	<b>17,134.38</b>	<b>100.00</b>	<b>14,982.08</b>	<b>100.00</b>
Cost of Sales	(14,263.56)	(84.18)	(14,443.47)	(84.30)	(12,361.50)	(82.51)
Selling and Administrative Expenses	(1,372.02)	(8.10)	(1,406.57)	(8.21)	(1,323.46)	(8.83)
<b>Total Expenses</b>	<b>(15,635.58)</b>	<b>(92.28)</b>	<b>(15,850.04)</b>	<b>(92.50)</b>	<b>(13,684.95)</b>	<b>(91.34)</b>
Participating Profit in Associated Companies	71.13	0.42	255.90	1.49	354.92	2.37
<b>Profit before Financial Costs and Income Taxes</b>	<b>1,379.42</b>	<b>8.14</b>	<b>1,540.24</b>	<b>8.99</b>	<b>1,652.04</b>	<b>11.03</b>
Financial Costs	(78.74)	(0.46)	(79.39)	(0.46)	(91.03)	(0.61)
Income Tax Expenses	(252.24)	(1.49)	(257.80)	(1.50)	(204.02)	(1.36)
<b>Profit for The Year</b>	<b>1,048.44</b>	<b>6.19</b>	<b>1,203.05</b>	<b>7.02</b>	<b>1,356.99</b>	<b>9.06</b>
Non - Controlling Interests	(10.47)	(0.06)	(7.60)	(0.04)	(5.27)	(0.04)
<b>Net Profit</b>	<b>1,037.97</b>	<b>6.13</b>	<b>1,195.45</b>	<b>6.98</b>	<b>1,351.73</b>	<b>9.02</b>

## Consolidated Cash Flows Statements of GFPT Public Company Limited and its Subsidiaries

	For the year ended 31 December		
	2018	2019	2020
	(MB)	(MB)	(MB)
Net Cash Received from Operating Activities	2,478.04	2,021.24	2,549.54
Net Cash Used in Investing Activities	(1,375.10)	(1,765.91)	(2,067.81)
Net Cash Used in Financing Activities	(599.11)	(408.17)	(381.52)
Net Increase (Decrease) in Cash and Cash Equivalents	503.83	(152.84)	100.21
Cash and Cash Equivalents at the Beginning Balance	736.26	1,240.10	1,087.26
<b>Cash and Cash Equivalent at the Ending Balance</b>	<b>1,240.09</b>	<b>1,087.26</b>	<b>1,187.46</b>

## Financial Ratios of GFPT Public Company Limited and its Subsidiaries

	2018	2019	2020
<b>Liquidity Ratio</b>			
Current Ratio <sup>1</sup> (times)	1.93	2.95	2.28
Quick Ratio <sup>2</sup> (times)	0.72	0.99	0.74
Cash Ratio <sup>3</sup> (times)	0.83	0.82	1.15
Account Receivable Turnover <sup>4</sup> (times)	17.11	18.54	18.65
Average Collection Period <sup>5</sup> (days)	21	19	19
Inventory Turnover <sup>6</sup> (times)	66.25	69.01	56.01
Average Inventory Turnover Period <sup>7</sup> (days)	5	5	6
Account payable Turnover <sup>8</sup> (times)	18.03	17.94	16.17
Average Payment Period <sup>9</sup> (days)	20	20	22
Cash Cycle <sup>10</sup> (days)	7	5	3
<b>Profitability Ratio</b>			
Gross Profit Margin <sup>11</sup> (%)	14.32	14.35	14.58
Operating Profit Margin <sup>12</sup> (%)	8.29	9.13	11.42
Cash Profit Margin <sup>13</sup> (%)	179.64	131.23	154.33
Net Profit Margin <sup>14</sup> (%)	6.13	6.98	9.02
Return on Equity or ROE <sup>15</sup> (%)	8.37	9.08	9.54
<b>Efficiency Ratio</b>			
Return on Assets or ROA <sup>16</sup> (%)	5.86	6.47	6.89
Return on Fixed Assets <sup>17</sup> (%)	18.97	19.62	19.17
Total Assets Turnover <sup>18</sup> (times)	0.96	0.93	0.76
<b>Leverage Ratio</b>			
Debt/Equity Ratio <sup>19</sup> (times)	0.42	0.38	0.39
Net Debt to Equity Ratio <sup>20</sup> (times)	0.27	0.25	0.23
Interest Coverage Ratio <sup>21</sup> (times)	23.09	19.34	22.54
Debt Service Coverage Ratio <sup>22</sup> (times)	0.24	0.25	0.31
Dividend Payout Ratio <sup>23</sup> (%)	81.13	78.76	N/A *



**Remark :**

---

- 1) Current Ratio = Current Assets/ Current Liabilities
- 2) Quick Ratio = (Cash + Short-term Investments + Accounts Receivable) / Current Liabilities
- 3) Cash Ratio = Cash Flow from Operating / Average Current Liabilities
- 4) Account Receivable Turnover = Net Credit Sales / (Accounts Receivable before Allowance for Doubtful Accounts + Average Notes Receivable)
- 5) Average Collection Period = 360 / Account Receivable Turnover
- 6) Inventory Turnover = Cost of Goods Sold / Average Inventory
- 7) Average Inventory Turnover Period = 360 / Inventory Turnover
- 8) Account payable Turnover = Cost of Goods Sold / Average Account payable
- 9) Average Payment Period = 360 / Account payable Turnover
- 10) Cash Cycle = Average Collection Period + Average Inventory Turnover Period  
- Average Payment Period
- 11) Gross Profit Margin = (Gross Profit / Sales) \* 100
- 12) Operating Profit Margin = (Operating Profit / Sales) \* 100
- 13) Cash Profit Margin = (Cash Flow from Operations / EBIT) \* 100
- 14) Net Profit Margin = (Net Profit / Total Revenue) \* 100
- 15) Return on Equity or ROE = (Net Profit / Average Equity) \* 100
- 16) Return on Assets or ROA = (Net Profit / Average Total Assets) \* 100
- 17) Return on Fixed Assets = ((Net Profit + Depreciation) / Average Total Fixed Assets) \* 100
- 18) Total Assets Turnover = Total Revenue / Average Total Assets
- 19) Debt/Equity Ratio = Total Debt / Equity
- 20) Net Debt to Equity Ratio = Net Debt / Equity
- 21) Interest Coverage Ratio = (Cash Flow from Operations + Interest Expenses + Tax) / Interest Expenses
- 22) Debt Service Coverage Ratio = Cash Flow from Operations / (Debt payment + Capital Expenditure  
+ Investment in Fixed Assets + Dividend Payment)
- 23) Dividend Payout Ratio = (Dividends / Net Profit from Separated Financial Statement) \* 100

\* The dividend payout ratio in 2020 is subject to the resolutions of the AGM 2021

## 4. Management Discussion and Analysis

### 4.1 Business Overview

The COVID-19 pandemic has disrupted global economy in term of lower production and lessen purchasing power resulting in lower export volume for both domestic and export market. Additionally, our capacity of cooked chicken products reduced from 24,000 metric tons to 12,000 metric tons in 2020 due to the fire accident at the further processing plant in 4Q2019.

In 2020, GFPT Group had total consolidated revenue from sales of THB 14,471.02 million, decrease of THB 2,392.72 million or 14.19% down from 2019. The consolidated gross profit was THB 2,109.53 million in 2020, decreased by THB 310.74 million or 12.84% down from 2019 from decreasing in revenue from sales.

Nevertheless, participating profit from associates was THB 354.92 million, increased by THB 99.01 million or 38.69% up comparing to 2019. Finally, consolidated net profit in 2020 accounted for THB 1,351.73 million increased by THB 156.28 million or 13.07% up from 2019. The 2020 earnings per share was THB 1.08.

For capital structure of the Group, as at 31 December 2020, the consolidated debt to equity ratio was 0.39 time.







## 4.2 Overall Financial Performance

### Revenue from Sales

GRI 102-6

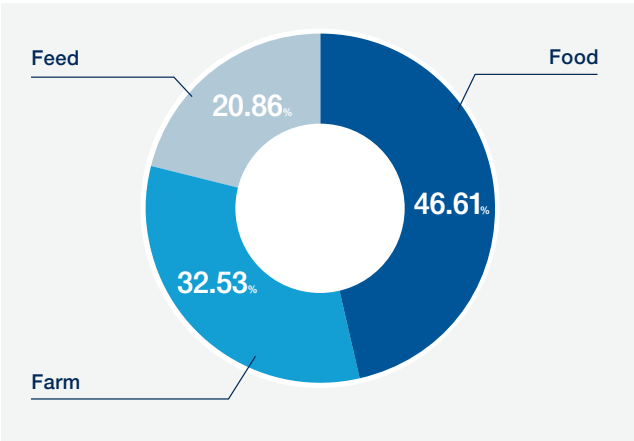
The consolidated revenue from sales for 2020 were THB 14,471.02 million, decreased by THB 2,392.72 million or 14.19% down from 2019 due to COVID-19 pandemic and global economic slowdown. Revenue from food segment for 2020 were THB 6,744.55 million, decreased by THB 1,858.71 million or 21.60% down resulted from lower export volume of processed chicken products. Revenue from farm segment were THB 4,707.56 million in 2020, declined by THB 380.97 million or 7.49% down from lower sale volume of live broiler. Finally, revenue from feed segment for 2020 were THB 3,018.91 million, a decrease of THB 153.04 million or 4.82% down. The decrease in revenue of feed segment resulted from a decrease in sale volume of animal feed, partially offset by an increase in sale volume of fish feed.

The consolidated revenue from sales consisted of food segment represented 46.61%, farm segment represented 32.53%, and feed segment represented 20.86% of its consolidated revenue from sales in 2020.

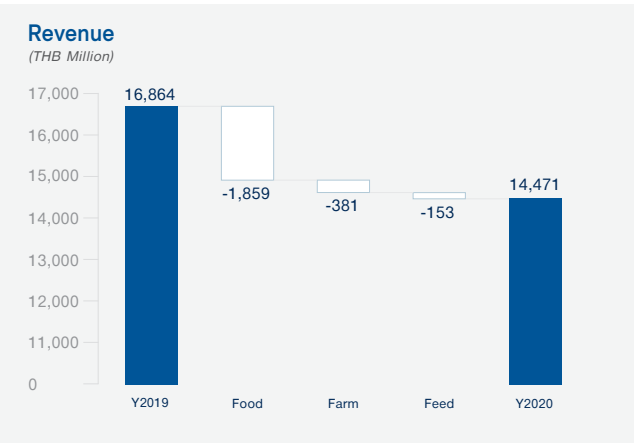
The consolidated revenue from sales for 2020

14,471 MB

Revenue from Sales in 2020



Overall Financial Performance and Profitability



### Food Segment

Revenue from food segment in 2020 consisted of revenue from direct export of cooked chicken products and fresh frozen chicken meat, indirect export of chicken meat, domestic sales of chicken parts, chicken by-products, and processed food product such as chicken sausage, all together represented 46.61% of its consolidated revenue from sales amounting THB 6,744.55 million, decreased by THB 1,858.71 million or 21.60% down from 2019.

Revenue from direct export decreased by THB 1,345.75 million due to 36.25% dropped in export volume of processed chicken products especially to Japan, the United Kingdom, and the European Union. Revenue from domestic sales of chicken parts decreased by THB 333.03 million, primarily attributable to lower average selling price and sales volume of domestic sales of chicken parts and revenue from indirect export dropped THB 191.35 million from lower selling price of indirect export. However, revenue from processed food increased by THB 9.29 million mainly from higher sales volume of chicken sausage in domestic market.



## Farm Segment

Revenue from farm segment in 2020 consisted of revenue from live broilers sales to GFN (our joint venture), selling day-old-chicks to both international and domestic market, and selling cage free eggs to domestic market, represented 32.53% of consolidated revenue, amounting THB 4,707.56 million, which decreased by THB 380.97 million or 7.49% down from 2019.

Revenue from selling live broilers to GFN in 2020 declined by THB 472.44 million or 10.23% decreased from 2019 mostly from lower sales volume of live broilers. Whilst, revenue from selling day-old-chicks decreased by THB 40.53 million from lower sales volume and lower average selling price; partially offset by THB 120.82 million increased in selling cage free eggs to domestic market.

## Feed Segment

Revenue from feed segment in 2020 consisted of revenue from animal feed, fish feed, and shrimp feed, represented 20.86% of consolidated revenue, amounting THB 3,018.91 million, decreased by THB 153.04 million or 4.82% down from 2019.

The revenue from animal feed decreased by THB 236.23 million, primarily attributable to 10.96% decreased in sales volume while revenue from shrimp feed decreased by THB 94.30 million from lower sales volume, partially offset by THB 122.66 million increased in revenue from fish feed from higher sales volume.

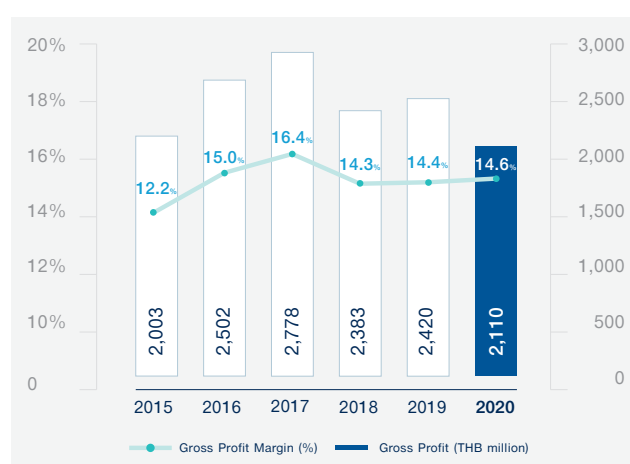
## Other Income

The consolidated other income in 2020 was THB 511.05 million, increased by THB 240.41 million or 88.83% up from 2019, predominantly from compensation claims from fire accident in amount of THB 199.04 million. The consolidated other incomes in 2020 was 3.53% of total sales, increased from 1.60% in 2019.

## Cost of Sales and Gross Profit

Consolidated cost of sales for 2020 was THB 12,361.50 million, decreased by THB 2,081.98 million or 14.41% down from 2019 while gross profit in 2020 was THB 2,109.53 million, decreased by THB 310.74 million or 12.84% down from 2019 primarily from lower revenue from sales. Consequently, cost of sales for 2020 contributed of 85.42% of total sales, slightly decreased from 85.65% in 2019 while gross profit margin contributed of 14.58% in 2020, slightly increased from 14.35% in 2019.

Gross Profit & GP Margin



## Selling General and Administrative Expense

The consolidated SG&A expenses in 2020 equaled to THB 1,323.46 million, decreased by THB 83.11 million or 5.91% down from 2019; which mostly decreased from lower freight cost due to lower export volume. The consolidated SG&A expenses in 2020 were 9.15% of total sales, increased from 8.34% in 2019.

## Share of Profit from Associated Company

Consolidated share of profit from associated companies based on equity method in 2020 was THB 354.92 million, increased by THB 99.01 million, or 38.69% up from 2019 mainly from McKey's profit contribution of THB 321.74 million, rose by THB 68.34 million or 26.97% up from 2019 due to higher export volume of cooked chicken products. Furthermore, GFN's profit contribution was THB 33.18 million, increased by THB 30.67 million or 1,221.98% up comparing to 2019 due to higher export volume of raw chicken meat to China.

## Financial Cost

Financial costs of the Group include interest paid to financial institutions and related persons. The Company's financial costs in 2020 were THB 91.03 million, increased by THB 11.64 million or 14.66% up from 2019. Costs of funds for 2020 were 2.67%, slightly increased from 2019 at 2.32%. The consolidated financial costs of the Group were 0.63% of consolidated revenue sales, slightly increased from 0.47% in 2019.

## Income Tax Expense

Income tax expense consisted of corporate income tax expense and deferred tax expense. Income tax expense of the Group in 2020 was THB 204.02 million, decreased by THB 53.78 million or 20.86% down from THB 257.80 million in 2019. A decrease in income tax expense was impacted by lower income tax expense comparing to 2019.

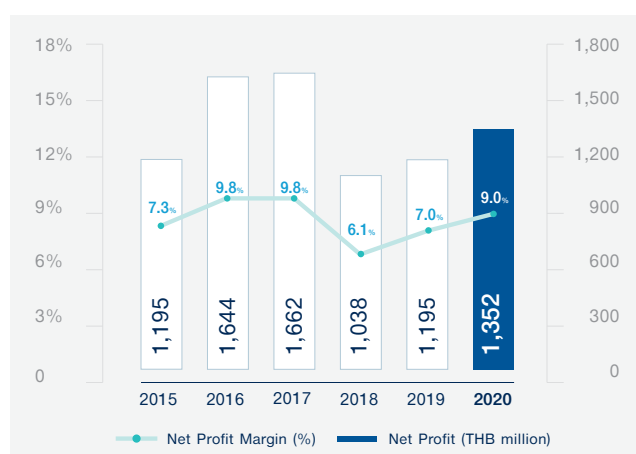




## Net Profit

The consolidated net profit in 2020 was THB 1,351.73 million, increased in amount of THB 156.28 million or 13.07% up from THB 1,195.45 million in 2019. The EPS of 2020 was THB 1.08 per share. The increase in consolidated net profit was primarily driven from higher share of profit from associated companies and insurance compensation from fire accident. The consolidated net profit margin in 2020 was 9.34% of consolidated revenue, increased from 2019 at 7.09%.

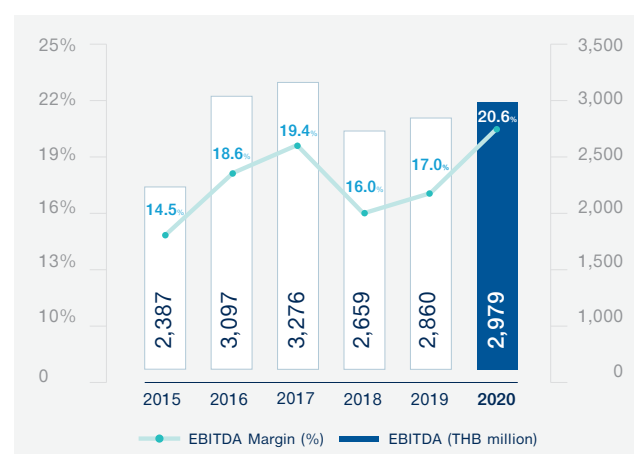
Net Profit & NP Margin



## Earnings Before Interest, Tax, Depreciation and Amortization (EBITDA)

Consolidated EBITDA in 2020 was THB 2,978.59 million, increased by THB 118.77 million or 4.15% up from 2019. The increasing in consolidated EBITDA resulted from higher share of profit from associated companies and higher other income. EBITDA margin in 2020 was 20.58%, increased from 16.96% in 2019.

EBITDA



## Return on Equity

In 2020, return on equity of the Company and its subsidiaries was 9.54%, slightly increased from 9.08% in 2019; resulting from higher efficiency in profit generation; whilst, slightly lower asset utilization and slightly lower risk from 2019 as follows:

DuPont Analysis	2018	2019	2020
Return on Equity or ROE <sup>15</sup> (%)	8.37	9.08	9.45
Operating Profit Margin <sup>12</sup> (%)	8.29	9.13	11.42
Total Assets Turnover <sup>18</sup> (Times)	0.96	0.93	0.76
Equity Multiplier (Equity Multiplier) (Times)	1.43	1.40	1.39

## 4.3 Financial position

### Asset

As at 31 December 2020, consolidated total assets of GFPT Group equal to THB 20,409.77 million including THB 5,737.82 million (28.11% of total assets) in current assets, THB 10,045.27 million (49.22% of total assets) in property, plant, and equipment (PP&E), THB 3,159.11 million (15.48% of total assets) in investments in associated companies, THB 504.32 million (2.47% of total assets) in investments in grandparent chicken and parent chicken, and THB 963.25 million (4.72% of total assets) in investment in property and other assets.

Total assets of GFPT Group increased in amount of THB 1,589.67 million or 8.45% up from an increase in PP&E of THB 1,007.20 million and right-of-use assets (recorded in accordance with new accounting standard) of THB 379.48 million. In 2020, the consolidated return on asset was 6.89%, slightly higher than 2019 at 6.47%.

### Trade and other Receivable

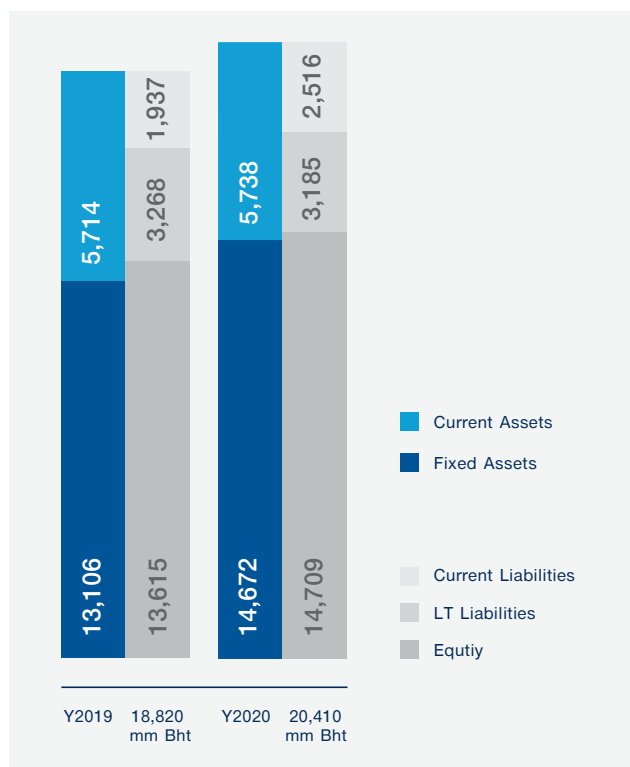
As at 31 December 2020, the Company and its subsidiaries recorded allowance for doubtful accounts in amount of THB 29.60 million, slightly decreased from THB 33.92 million in 2019. The allowance for doubtful accounts was at acceptable level of 4.27% of total trade receivables. The average collection period of the Company and its subsidiaries was 19 days in 2020 similar to 2019. The account receivable turnover was 18.65 times, slightly increased from 18.54 times in 2019.

### Inventory

As at 31 December 2020, consolidated inventories were THB 3,798.30 million, increased by THB 81.47 million or 2.19% up from 2019; primarily from increasing in raw materials in transit and work in process. The inventory turnover period was 6 days, increased from 5 days in 2019. The Company and its subsidiaries recorded allowance for non-movement inventories in amount of THB 2.88 million and allowance for decline in value of inventories in amount of THB 7.59 million which accounted only 0.28% of total inventories value. It showed that the Company managed inventory appropriately.

### Financial Position

(Million Baht)



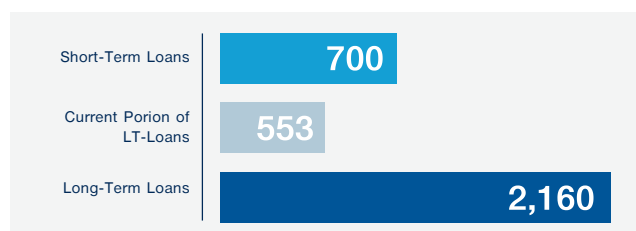
## Liability

As at 31 December 2020, total liabilities of the Company and its subsidiaries was THB 5,700.34 million comprising of current liabilities of THB 2,515.73 million (44.13% of total liabilities), long-term loans from related persons of THB 2,160.00 million (37.89% of total liabilities), provision for employees benefit of THB 568.12 million (9.97% of total liabilities), advance received for rental income of THB 98.00 million (1.72% of total liabilities), lease liabilities and other non-current liabilities of THB 358.49 million (6.29% of total liabilities).

Total liabilities as at 31 December 2020 increased by THB 495.29 million or 9.52% up from 31 December 2019 primarily from lease liabilities (recorded in accordance with new accounting standard) increased in amount of THB 344.35 million. All short-term and long-term loans are in THB currency, thus; the Company has no exposure in foreign currency borrowings. The consolidated interest-bearing liabilities as at 31 December 2020 were THB 3,413.00 million (59.87% of total liabilities).

As at 31 December 2020, trade and other payables of the Company and its subsidiaries was THB 1,080.43 million, increased in amount of THB 98.42 million or 10.02% up from 2019. In 2020, account payable turnover was 16.17 times, decreased from 2019 at 17.94 times. The consolidated average payment period in 2020 was 22 days, increased from 20 days in 2019.

### Interest Bearing Debts in 2020 (Million Baht)



## Shareholders' Equity

As at 31 December 2020, consolidated shareholders' equity was in amount of THB 14,709.43 million, increased by THB 1,094.39 million or 8.04% up from 31 December 2019; primarily from the increase in retained earnings of THB 1,098.42 million. The consolidated book value in 2020 was THB 11.73 per share, slightly increased from THB 10.86 per share in 2019.





## 4.4 Liquidity

### Cash Flow Activity

In 2020, the Company and its subsidiaries generated cash flows from operating activities of approximately THB 2,549.54 million, increased by THB 528.30 million from 2019. The cash cycle of the Company and its subsidiaries was 3 days in 2020, decreased from 5 days in 2019.

The Company and its subsidiaries used cash in its investing activities in amount of THB 2,067.81 million, increased by THB 301.90 million from 2019. The investing activities was made mostly in the investment in fixed assets in amount of THB 1,566.66 million and the grandparent and parent breeder stocks in amount of THB 609.14 million.

The Company and its subsidiaries used net cash from its financing activities in an amount of THB 381.52 million, decreased by THB 26.65 million from 2019, mainly from dividend payment of THB 250.71 million.

As at 31 December 2020, the Company and its subsidiaries' cash position in cash and cash equivalents was THB 1,187.46 million, increased by THB 100.20 million from 2019.

### Liquidity Ratio

In 2020, the liquidity of the Company and its subsidiaries was considerably appropriate for its operations and had strong financial position. As of 31 December 2020, the consolidated current ratio was 2.28 times, decreased from 2.95 times in 2019. The quick ratio in 2020 was 0.74 time, decreased from 2019 at 0.99 time. The cash ratio of the

Company was 1.15 times, increased from 2019 of 0.82 time.

### Short-Term Debt Maturity

As at 31 December 2020, current liabilities of the Company and its subsidiaries were THB 2,515.73 million; comprised of short-term loans from financial institutions of THB 700.00 million, trade payables and other payables THB 1,081.01 million, current portion of long-term loans from related persons of THB 553.00 million, and other current liabilities THB 181.72 million.

Due to its strong position in cash flow and liquidity, the Group can repay its debt obligations including trade payables and other payables, short term loans, and interest expenses. The repayment can be made from cash flow from operation activities and working capital from operation.

The Company and its subsidiaries still had available credit line of short-term borrowings with financial institutions including bank overdraft in amount of THB 242.00 million, short-term loans, letters of credit, trust receipts, packing credit in amount of THB 7,262.81 million, and forward contract of foreign exchange in amount of THB 1,160.32 million.

### Capital Structure

The Company and its subsidiaries had strong financial position. As of 31 December 2020, the consolidated debt to equity ratio was 0.39 time, slightly increased from 0.38 time as at December 31, 2019.

As at 31 December 2020, the consolidated interest-bearing liabilities were THB 3,413.00 million, slightly decreased from THB 3,424.40 million comparing to same period last year. The net debt to equity of the Company was considerably low at 0.23 time, slightly decreased from 0.25 time as at December 31, 2019. In

## Factors that may affect future operation or financial position

For information regarding risk factors and risk management, refer to "Risk Factors" GFPT Form 56-1 One Report 2020 Page 60.

## Investment (Million Baht)



## Capital Expenditure and Capital Resource

In 2020, the Company made an investment of THB 2,067.81 million; mostly in purchasing of fixed assets in amount of THB 1,566.66 million and grandparent breeder and breeder stocks in amount of THB 609.14 million. The investment of fixed assets made in 2020 mainly used in the farm expansion projects including its broiler and breeder farm. The investment was paid from cash flow from operations, short-term loans, and long-term loans.

For the future growth, the Company has planned to grow organically by investing in greenfield projects focusing on capacity expansion along the stream of our vertical integrated chicken production. Firstly, broiler farm operation will be expanded to reach capacity of 380,000 birds per day. Secondly, we are constructing the new chicken processing plant with a capacity of 150,000 birds per day as well as its supporting facilities such as water reservoir, water treatment, wastewater treatment, and worker residences. Finally, the further processing plant will be in the next phase of construction to produce cooked product for export with capacity of 24,000 metric tons per year.

The investment budget for these projects is estimated to be around THB 1,200 - 1,500 million per year. However, this expansion plan can be adjusted depending on changes of future situation.

## 4.5 Contractual Obligations

Unit: Million Baht

Contractual Obligations	Total	Term of payment			
		Less than 1 year	1 - 3 years	3 - 5 years	More than 5 years
Long-term debt obligations	2,713.00	553.00	1,360.00	800.00	-
Financing lease obligations	363.47	19.13	37.25	36.96	270.13
Operating lease obligations	-	-	-	-	-
Acquisition obligations	36.16	24.96	11.20	-	-
Other debt obligations	94.67	94.67	-	-	-
<b>Total</b>	<b>3,207.30</b>	<b>691.76</b>	<b>1,408.45</b>	<b>836.96</b>	<b>270.13</b>

## 5. General Information and other important information

GRI 102-1, GRI 102-3, GRI 102-7

### 5.1 General Information



#### GFPT

#### KT

#### GP

#### FKT

#### Name

GFPT Public Company Limited

Krungthai Food Public Company Limited

GP Breeding Company Limited

Krungthai Farm Company Limited

Issuing Company

Subsidiary Company

Subsidiary Company

Subsidiary Company

#### Type Of Business

Chicken Evisceration, Processed Chicken Food, and By-Products

Feed Mill and Chicken Distribution

Grandparent Chicken Farm

Parent Chicken Farm and Hatchery and Cage Free Eggs.

#### Head Office

312 Rama 2 Road, Bangmod, Jomthong, Bangkok 10150

312 Rama 2 Road, Bangmod, Jomthong, Bangkok 10150

312 Rama 2 Road, Bangmod, Jomthong, Bangkok 10150

312 Rama 2 Road, Bangmod, Jomthong, Bangkok 10150

#### Certificate No.

0107537001471

0107537001463

0105536132457

0105521016944

#### Telephone

0 2473 8000

0 2473 8000

0 2473 8000

0 2473 8000

#### Facsimile

0 2473 8398

0 2473 8398

0 2473 8398

0 2473 8398

#### Registered Capital

1,400,000,000 Baht

400,000,000 Baht

200,000,000 Baht

350,000,000 Baht

#### Paid-Up Capital

1,253,821,000 Baht

400,000,000 Baht

200,000,000 Baht

350,000,000 Baht

#### No. Of Shares

1,253,821,000 shares

40,000,000 shares

20,000,000 shares

35,000,000 shares

#### Type Of Share

Common Stock

Common Stock

Common Stock

Common Stock

#### Website

[www.gfpt.co.th](http://www.gfpt.co.th)[www.ktfoot.co.th](http://www.ktfoot.co.th)

#### Other

#### Important Information

#### Registrar Name

Thailand Securities Depository Co., Ltd.  
Address 93 Ratchadaphisek Road, Dindaeng, Dindaeng, Bangkok 10400  
Telephone 0 2009 9000, 0 2009 9991  
[www.set.or.th/tsd](http://www.set.or.th/tsd)

#### Auditor

SAM NAK-NGAN A.M.C. Co., Ltd.  
Address 191 Silom Complex Building, 19th Floor, Silom Road, Silom, Bangrak, Bangkok 10500  
Telephone 0 2231 3980-7  
[www.amc-mri.com](http://www.amc-mri.com)

**Registrar Debenture** -None-





## MKS

M.K.S. Farm Company  
Limited

Subsidiary Company

Broiler Farm

312 Rama 2 Road,  
Bangmod, Jomthong,  
Bangkok 10150

0105524028536  
0 2473 8000  
0 2473 8398  
550,000,000 Baht  
550,000,000 Baht  
55,000,000 shares  
Common Stock

## GFF

GF Foods Company  
Limited

Subsidiary Company

Processed Chicken  
Food

312 Rama 2 Road,  
Bangmod, Jomthong,  
Bangkok 10150

0105525001496  
0 2473 8000  
0 2473 8398  
160,000,000 Baht  
160,000,000 Baht  
1,600,000 shares  
Common Stock

## McKey

McKey Food Services  
(Thailand) Limited

Associated Company

Frozen Processed Food

210 Moo 1, Teparak  
Road K.M.20.5,  
Bangsaothong,  
Bangsaothong,  
Samutprakarn 10570

0115536003282  
0 2315 4763-4  
0 2315 4765  
100,000,000 Baht  
100,000,000 Baht  
1,000,000 shares  
Common Stock

## GFN

GFPT Nichirei (Thailand)  
Company Limited

Associated Company

Chicken Evisceration and  
Processed Chicken Food

77 Moo 4, Hang Sung,  
Nong Yai, Chonburi  
20190

0105551130397  
038 932 900  
038 932 999  
3,014,000,000 Baht  
3,014,000,000 Baht  
30,140,000 shares  
Common Stock

## 5.2 Legal Dispute

- None -

## 6. Corporate Governance Policy GRI 102-16, GRI 102-17, GRI 102-18

### 6.1 Overview of Policies and Practices of Corporate Governance

#### Corporate Governance Policy

GFPT realizes importance of good corporate governance and believes that a good management system, a Board of Directors and executives with vision and responsibility, a control mechanism, a balance of power for transparency and accountability, the equitable treatment of shareholders, and respect for the interests of all stakeholders are key factors in adding value and maximizing returns to shareholders of the Company in the long run.

In 2020, With strong dedication and determination of all personnel to comply with the Company's CG policy, the Company received Corporate Governance Report (CGR) of "Excellent" in year 2020 along with 5-star in CG Score. The rewards were given by the Thai Institute of Directors Association (IOD) accompany with the Stock Exchange of Thailand (SET), and the Securities and Exchange Commission (SEC). In addition, the Company maintained CGR for 5 consecutive years. It was also evaluated for the quality of the Annual General Meeting for the year 2020 by the Thai Investors Association, the Thai Listed Companies Association, and the SEC with a score of 100 points.

In additional, the Company has been certified to be a member of the Collective Action Coalition (CAC) of Thailand's private sector in fighting against corruption. In addition, the Company has no issue or deficiency in relation to the litigation charges involving anti-competition, discredit, monopoly trading, discrimination, and corruption. The Company has no fine or non-monetary penalty due to the illegal action, not comply with the applicable law, or violation of business ethics.

The Company has constructed the Good Corporate Governance policy under the criteria of the Stock Exchange of Thailand<sup>1</sup> and the regulations of the Organization for Economic Co-Operation and Development<sup>2</sup> (OECD), and also has adopted the Corporate Governance Code for listed companies 2017 (CG Code)<sup>3</sup> that was designed by the Securities and Exchange Commission, Thailand to use as a guidance for directors, executives, and employees of the Company in operating our business. The Company reviews its principles of Good Corporate Governance policy annually so as to be appropriate with any changes that may occur from the operation, environment, situation, or laws. Detail as shown in the Company's website <https://www.gfpt.co.th> under "Corporate Governance" section which can be divided into 5 chapters as follows:



<sup>1</sup> Good Corporate Governance for listed companies B.E. 2555, Corporate Governance Center, the Stock Exchange of Thailand

<sup>2</sup> Corporate Governance of The Organization for Economic Co-Operation and Development (OECD) 2004

<sup>3</sup> Corporate Governance Code for listed companies 2017







## Chapter 1 Rights of Shareholders

### Shareholders' Rights Protection Policy

The Board of Directors values the rights of shareholders and encourages shareholders to exercise their rights including basic rights of the shareholders by law namely the right to sell, buy, or transfer shares; the right to receive the dividend equally; the right to receive sufficient information; the right to attend shareholders' meetings; the right to propose an agenda; the right to vote at shareholders' meeting to appoint or dismiss directors; determine the remuneration of directors; appointment of auditor and determine the audit fee; and determine issues that fundamentally affects the Company, which may include any changes to the articles of association, memorandum of associations and the decrease or increase share capital and the approval of any special items.

The Board of Directors also set the best practice to look after the interest of shareholders beyond their basic legal rights by providing the right to get any significant Company information on a timely and sufficient basis such as the results of operations, analysis of its operations, the credit rating, and newsletter to shareholders via the Company's Home Page that is accessible and convenient.

In addition, the Board of Directors shall not act in any way which violates or deprives the rights of the shareholders.

### Annual General Meeting of Shareholders 2020

The General Meeting of Shareholders for the year 2020, the Company provided an opportunity for shareholders to propose agenda items, nominate candidates for director appointment, and send questions in advance for 3 months before the end of the year during 1 October to 30 December 2019. At the end of such period, there were no shareholders proposing agenda, candidate, or submit question in advance of the meeting.

On 25 February 2020, the Company published the resolution of the Board of Directors regarding the General Meeting of Shareholders via SET's website and the Company's website and scheduled the 2020 Annual General Meeting of Shareholders on 3 April 2020 at 9.30 AM. The Company set the Record Date, on which shareholders have the rights to attend and to cast vote in the 2020 AGM and have the right to receive dividend, on 10 March 2020. The dividend payment is made on 23 April 2020.

The Company published the Notice of the 2020 Annual General Meeting together with the meeting's supporting documents in both Thai and English languages via SET's website and the Company's website on 1 March 2020 or 33 days before the meeting. Thailand Securities Depository Company Limited (TSD) was appointed to be registrar to send the Notice of the Annual General Meeting to shareholders through registered post since 19 March 2020, or 14 days before the meeting.

The Company held the Annual General Meeting of Shareholders for the year 2020 on Friday, 3 April 2020 at 9.30 AM at GFPT Building, No. 312, Rama 2 Road, Bangmod, Jomthong, Bangkok 10150. There were 309 shareholders attending the Meeting in person and by proxy, accounted for 865,061,768 shares representing 68.99% of the shares sold. The Company published the resolution of the meeting and the voting results of each agenda. The minutes of AGM 2020 and the video recording are disclosed through SET's website and the Company's website on 17 April 2020.

For the Annual General Meeting of Shareholders for the year 2020, the Company published details of the Annual General Meeting of Shareholders through SET's website and the Company's website <https://www.gfpt.co.th> under "Shareholder Information" section.

## Chapter 2 Equitable Treatment of Shareholders

### 1. Measures to prevent the use of inside information

The Company has measures to prevent the use of inside information. The directors, management, employees and stakeholders are not allowed to the use inside information to benefit themselves or others to avoid unfair action of trading securities by using inside information and determining the use of inside information policy and regulations of data retention as well as securities trading of directors, executives, and employees in the Company's Code of Ethics that will be granted to directors, executives and employees on the job. It can be summarized as follows:

#### The Use of Inside Information Policy

Directors, executives, employees, persons who can access inside information of the Company, persons from the

Securities and Exchange Act (No. 5) B.E.2559, Section 243, and persons from the Securities and Exchange Act (No. 5) B.E.2559, Section 244, who can access inside information, must not disclose, distribute, or use inside information which is sensitive to the stock price or investment decision and also not yet disclose to public or SET to trade the Company's stock or the commitments under future contract related to the securities whether for themselves or others'. Those who fail to follow will be guilty for the Securities and Exchange Act (No. 5) B.E.2559, Section 240 and 242.

- Directors, executives and employees at all levels must keep important business information confidential as well as confidential information about the Company and the stakeholders of the Company. The information will not be disclosed to those who are not involved, both inside or outside the Company, or must not be used to seek benefits for themselves and others. This also applies in cases of retirement, resignation or termination of work from the Company, unless the information is already required by law to be disclose to third parties involved.
- The Company's regulations on the security of computer systems and information technology need to be very strict in order to prevent important information from being revealed in the case that directors, executives, employees of the Company use inside information.
- Third party with an opportunity to get involved or obtain inside information needs to sign an agreement to keep the information confidential (Confidentiality Agreement) to ensure that they will take precautions to maintain the confidentiality of inside information in the same manner of the employees of the Company.
- Disclosure of key business information must be made by authorized personnel of the Company. When unauthorized personnel are asked about the Company's information, they should recommend the enquirer to contact the authorized persons.
- The directors, executives, employees and persons who can access inside information of the Company and persons under Section 243 of the Securities and Exchange Act (No.5) B.E.2559 and persons under Section 244 of the Securities and Exchange Act (No.5) B.E.2559 who are related persons of persons under Section 243 cannot use inside information including the Company's financial statements or other information that may affect the share price of the Company that is undisclosed to the public or to the Stock Exchange of Thailand for their own personal benefit or for the benefit of related persons.

- The directors, executives, employees and persons who can access inside information of the Company and persons under Section 243 of the Securities and Exchange Act (No.5) B.E.2559 and persons under Section 244 of the Securities and Exchange Act (No.5) B.E.2559 who are related persons of persons under Section 243 who have inside information are prohibited to trade securities of the Company during the period of 1 month before disclosing information to the public and within 24 hours after disclosure (Blackout Period).
- Any directors, executives or employees who have inside information and breach the code of conduct, or behave in a way that will damage the Company, will be punished whether by a warning, cutting wages, suspension without pay or termination.
- Directors and executives (as defined by the SEC and SET) and related persons (spouse, minor children and juristic person wherein oneself including spouse and minor children hold shares at an aggregate amount exceeding 30 percent of the total voting shares of such juristic person and such aggregate shareholding is the largest proportion thereof) are required to report holdings of securities of the Company<sup>4</sup> to the SEC under Section 59 of the Securities Exchange Act of B.E. 2559 (No. 5) within 3 days from the date of changing ownership. Also, the change in ownership will have to be notified to the Company Secretary to record the changes and summarize the securities held by each director and executive individually. The changes will be informed to the Board of Directors in the next meeting and to disclose their shareholdings in Form 56-1 One Report.

## 2. Governance on the conflict of interest

The Company may have a conflict of interest with its directors, executives, and staff members at all levels which the conflict of interest may appear in various forms. For the best interest of the Company, the following guidelines regarding the conflict of interests are stipulated as follows:

### Receiving Money or Other Remuneration

The Company's directors, executives, and staff members at all levels shall not personally receive any money or benefits from the Company's customers or business partners, or from any other people when working on behalf of the Company.

<sup>4</sup> Directors, executives, employees, and persons who can access inside information of the Company such as Directors, executives as defined by Capital Market Supervisory Board and the Company's regulations, employees at all levels, auditors, financial advisors, legal counsels, other consultants, and appraiser of the Company, subsidiaries or related companies which can access inside information of the Company, subsidiaries or related companies, including parents, brothers, sisters, descendants, spouse or cohabit as husband and wife, etc.

<sup>5</sup> Report of Conflict of Interest of Directors

## Giving Gifts, Incentives, and Gratuities

The Company has no policy on offering money, incentives or any other special benefits to its business partners, suppliers, customers, or any other people in exchange for business deals, except for providing normal business entertainment, trade discounts or promotional campaigns. Such practices have been applied in setting the anti-corruption policy of the Company as shown in the Company's website <https://www.gfpt.co.th> under "Anti-Corruption Policy" section.

## Outside Directorships

Any directors, executives, or employees who participates as a shareholder or the management of the Company's competitors which may cause a conflict of interest, shall notify to the Board of Directors in writing except for a directorship of the non-profit organization. Nevertheless, such directorship must not infringe on any related laws or regulations governing the business of the Company. In addition, the involved person shall not use his or her position in the Company to promote any outside businesses.

## Engaging in Other Business Outside of the Company and the Subsidiary Companies

Directors, executives, and staff members at all levels shall not engage in any other businesses that affects their performances, duties and working hours in the Company and are prohibited from participating in any other businesses which are in competition with the companies within the Group, regardless of whether they get direct or indirect benefit from that business.

## Engaging in Business with Companies within the Group

For connected transactions where directors, executives, and employees may have a conflict of interest, such persons shall disclose any conflict of interest to the Company prior to engaging in the connected transaction. Directors, executives, or employees, who have conflict of interest, may not participate in the consideration or approval of the connected transaction. The authorized person who acts on behalf of the Company shall investigate and review whether the Company's directors, executives, or employees have any relationship and conflicts of interest on such transaction. The definition of relationships shall

be in accordance with "the Disclosure of Information and Other Acts of Listed Companies Concerning the Connected Transactions" set by the Stock Exchange of Thailand and The Office of the Securities and Exchange Commission.

## Related party transactions amongst companies within the Group

In the event that there is a connected transaction, the Company will ensure that all connected transactions must be considered and approved by the Audit Committee and the Board of Directors, respectively. The consideration of related party transactions shall be taken under the conditions and procedures of the Notification of the Board of Governors of the Stock Exchange of Thailand and the Securities and Exchange Commission (SEC). The connected transaction shall be dealt on a fair and arm's length basis. The pricing policy is based on normal business operations and taking into account of the Company's best interests. The stakeholders who have conflict of interest must not participate in the approval or consideration the transaction, and to disclose their shareholdings in Form 56-1 One Report.

## 3. Conflict of interest of Directors

The Company has stipulated that directors and executives, including their related persons must prepare and submit a report on the interests, connected transactions and acquisition or disposal of assets belonging to themselves or their related persons to the Company under the Capital Market Commission's and the Stock Exchange of Thailand's regulations. Then the report will be proposed to the Board of Directors' or shareholders' meeting for approval. The directors will not participate or vote on the agenda related to their own interests. The Company Secretary is responsible for collecting and delivering copies of the report on interests to the Chairman of the Board of Directors and Chairman of the Audit Committee within 7 working days from the date of the receiving of the report.



## Chapter 3 Roles of Stakeholders

### Policy on practice to the stakeholders

The Board of Directors is committed on providing stakeholders with equal rights as stipulated by law or as agreed with the Company such as human rights, environmental management, and etc. by having a policy on practice towards the stakeholders as follows:

#### Policy on practice to various stakeholders



Shareholders

The Company is committed to create sustainable growth and provide reasonable economic over the long term returns to shareholders by taking into account of current and future risks, shareholders, provide accurate information, and treat shareholders equally.



Employees

The Company is committed to treat employees and workers fairly, respectfully with respect to human rights so that its employees will have reasonable and fair salary and benefits according to labor laws, personal career development, good quality of life, training, and safeguard at work.



Customers

The Company is committed to gain highest customer satisfaction through continued improvements of product and service quality and to ensuring that our customers receive good quality products and services at reasonable prices, as well as to develop and maintain a sustainable relationship. Customer satisfaction survey is conducted regularly to improve products and services qualities. It also provides a system for monitoring the implementation of work that is provided to the customers and treats customers honestly and fairly.



Business partners

The Company is committed to treat suppliers and partners fairly and equally to establish mutual trust, fair agreement and procedures and to provide monitoring systems that will prohibit the disclosure of the business partners' information or any use of its information by illegal means. The Company also has a transparent and fair selection process of suppliers by considering partner's business strategy that comply with the Company's business strategy. The Company also informs business partners to respect human rights, treat their workers fairly and be responsible for society and environment.



Creditors

The Company intends to strictly comply with the terms of contracts it enters into and any financial obligations including debt repayment, loans, interests that may have especially regarding guarantees and event of default payments.



Competitors

The Company is committed to operating business with openness and transparency, do not unfairly take advantage over competitors and comply with international trade rules and promote fair competition. The Company shall not perform any illegal or unethical transaction nor shall it allege any defamation towards its competitors without real information.



Communities Social and Environment

The Company is committed to conduct business that benefits the economy, society and consciously preserve and protect the environment together with sustainable development of the Company by preventing, reducing, managing, and ensuring that the Company shall not create or affect the environment in negative ways. The Company promotes a spirit of social responsibility of its employees at all levels by supporting its employees to join social activities. The Company welcomes feedback and suggestions from all parts of society to achieve a common approach in the implementation of sustainable business alongside the development of community society and environment.

Referring to the practices of the Company to its stakeholders, the study of relationship between the Company and the various groups of its stakeholders in 2020 is shown in the Company's Integrated Annual Report on the Company's website <https://www.gfpt.co.th> under "Sustainability Development" section.

## Chapter 4 Disclosure and Transparency

### Disclosure Policy

The Board of Directors discloses all important information including both financial and non-financial information correctly, completely, timely, and transparently in accordance with regulations of the “Securities and Exchange Commission” (SEC), the “Stock Exchange of Thailand” (SET) re: Rules, Conditions and Procedures Governing the Disclosure of Information and Other Acts of a Listed Company and the Guidelines on Disclosure of Information of Listed Companies and other state agencies.

### Anti-Corruption GRI 103-1, GRI 103-2, GRI 205-2

The Company has also conducted risk management in corruption, and set out an anti-corruption policy and proposed to the Board of Directors of the Company for their consideration. In this regard, the Company announces its policy to all employees from their orientation as well as set out plans for the development of anti-corruption policies to possible related persons of the Company in the future which presently the Company has proceeded to support its subsidiaries and joint companies in GFPT group to act in compliance with the Company’s Anti-Corruption Policy prior to proceeding to engage with our business partners and other stakeholders to jointly act in compliance with the CAC of Thailand’s private sector in fighting against corruption.

“No Board of Directors, executives or employees of the GFPT Public Company Limited and its subsidiaries shall commit or approve of fraud and corruption in all its forms, both directly and indirectly, to gain personal benefits or the benefits of their family, friends, acquaintances, either as recipients or provider, or offer bribes whether with money or non-monetary forms. This anti-corruption policy applies to all businesses and all sectors whether inside or outside of GFPT Public Company Limited and its subsidiaries. An assessment of employees’ conducts in accordance with the policy shall be conducted on a regular basis, as well as regular reviews of practices and work regulation to be in accordance with any changes in the Company’s business and the relevant laws.”

Details, definition, practices, and communication channels are published on <https://www.gfpt.co.th> under “Anti-Corruption Policy” section.

## Chapter 5 Responsibilities of the Board of Directors

The Board of Directors play a major role in corporate governance by establishing guidelines such as the Board of Directors structure, roles, duties, and responsibilities of the Board of Directors and sub-committees of the Company. Details as shown in Form 56-1 One Report under “Corporate Governance Structure and Significant Information about the Board of Directors, Sub-Committees, Management, Employees and Others” section.

The Board of Directors regularly monitors its CG compliance according to good corporate governance policy and the CG Code. The Company’s corporate governance policy is announced to all employees through the Company’s intranet system and also to public through the Company’s website <https://www.gfpt.co.th> under the “Corporate Governance” section.

## 6.2 Business Ethics

### Business Ethics Policy

GFPT follows principle to operate business with honesty, integrity and ethics, including compliance with the laws, rules and regulations by equally taking into account the rights of stakeholders such as the shareholders, employees, customers, suppliers, creditors, competitors, community, society and environment. We also promote free trade competition, avoid any activity that may cause conflicts of interest, intellectual property infringement, and against all forms of corruption including promoting social responsibility in every business chain. (details as shown in <https://www.gfpt.co.th> under “Corporate Governance Guidelines” section).

<sup>6</sup> Minimum data specified in the principles of good corporate governance for listed companies in B.E. 2555, Section 4, Clause 2

## 6.3 Major Changes and Developments of Policy, Practices and Corporate Governance System in the Past Year

The Board of Directors considered and reviewed the CG Code to create sustain value for the Company. NRGC Committee accessed its CG practice and performance according to the CG Code, to ensure appropriateness and suitability for our business.

In 2020, CG practice was modified in accordance with the good corporate governance policy as follows:

### Principle 1 Establish Clear Leadership Role and Responsibilities of the Board of Directors

- The Board of Directors has performed duties and responsibilities according to its CG policy to meet the Company's goals. We conduct business with duty of loyalty, duty of care, accountability, and ethic to protect the Company's best interests based on the Principle of Good Corporate Governance; and manage interest of shareholders equally; as well as respecting the rights and responsibilities of stakeholders.

### Principle 2 Define Objectives that Promote Sustainable Value Creation

- The Board of Directors has set out goals and the Company's policies in accordance with the Company's vision, mission, and strategy. The Board of Directors has assigned the management to control and monitor the operations to meet objectives and the Company's goals by analyzing both internal and external environment, assessing risk factors that may affect the Company and stakeholders. In addition, our CG implementation is transparent and traceable. Respecting equality of shareholders and having responsibility to stakeholders are key factors to add value and maximum return to shareholders of the Company in the long term.

### Principle 3 Strengthen the Board of Directors Effectiveness

- The Company has established guidelines for Board of Directors' responsibilities that cover various aspects. Reviewing guidelines annually help Board of Directors realized their roles and responsibilities. The Nomination Remuneration and Governance Committee set up evaluation process for Board's performance. Evaluation results and recommendations are considered to enhance the effectiveness of the Board of Directors.

### Principle 4 Ensure Effective CEO and People Management

- The Board of Directors assigned the management to be responsible for people development and succession plan in order to ensure continual business operations. The Board of Directors evaluated annual performance of CEO at least once a year based on the assessment guideline from the Stock Exchange of Thailand.

### Principle 5 Nurture Innovation and Responsible Business

- The Company is committed to operating the business with responsibilities of all stakeholders. Food traceability system is set up to link product information in every stages of production as well as its origin of raw materials in order to meet expectation of our customers and consumers to ensure that our products are safe for consumption and meet quality standard.

### Principle 6 Strengthen Effective Risk Management and Internal Control

- The Board of Directors assigned the Risk Management Committee to oversee appropriateness and effectiveness of risk management the Company and its subsidiaries. The Risk Management policy and implementation plan are set out as a guideline for risk assessment, risk monitoring, and risk evaluation in order to achieve the risk management objectives effectively.
- The Board of Directors realized the importance of internal control system by setting measurable goals and action plans as a guideline for its operations. The Board of Directors assigned the Audit Committee to oversee appropriateness of internal control system; to regularly review internal audit plan and the auditor to monitor the operations of the Company and its subsidiaries to avoid conflicts of interests; and to assess operational efficiency and adequacy of internal control system.




### Principle 7 Ensure Disclosure and Financial Integrity

- The Board of Directors prepared financial reports and disclosed important information correctly, completely, timely, and transparently through the SET's website and the Company's website for shareholders, investors, and general public to access fairly.

### Principle 8 Ensure Engagement and Communication with Shareholders

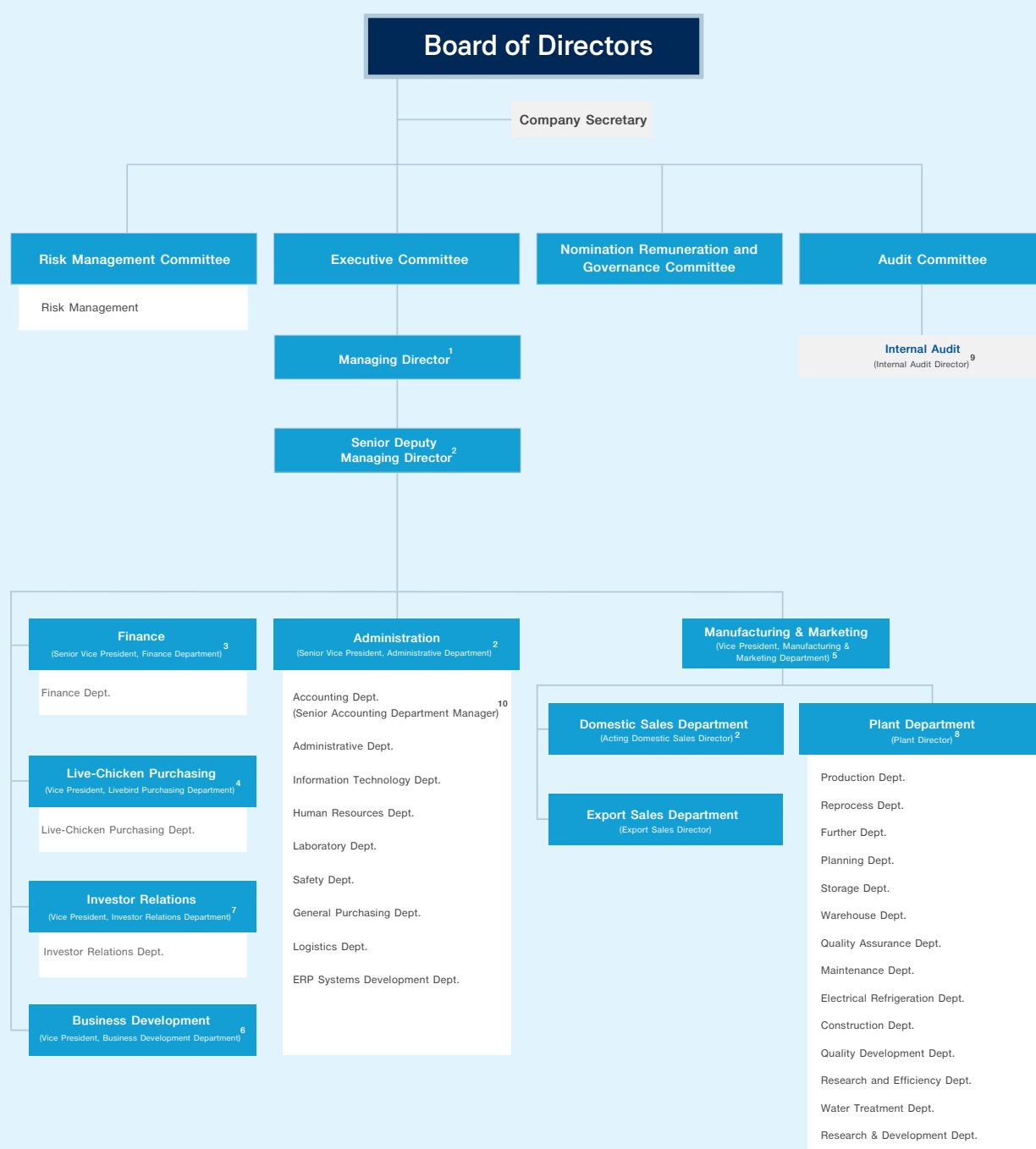
- The Board of Directors realized importance of equitable treatment of all shareholders both major and minor shareholders. No shareholder shall have any special privileges over other shareholders. The Company has Pre-Proceeding of the Meeting, Proceeding of the Meeting, and Post-Proceeding of the Meeting in accordance with the principles of good corporate governance along with the best practices of AGM Checklist of Thai Investors Association.



## 7. Corporate Governance Structure and Information about the Board of Directors, Sub-Committee, the Executives, and Employees

### Corporate Governance Structure

Organization Chart of GFPT Public Company limited as at 31 December 2020




Note: 1 – 7 are the executives as the definition of the Security and Exchange Act

8 – 10 are the executives as the Company's criteria

List of executives as shown in page 148

## Board of Directors

**Dr. Anan Sirimongkolkasem**

Director  
*(The authorized director)*

Chairman of Executive Committee  
Senior Deputy Managing Director

**Mr. Prasit Sirimongkolkasem**

Chairman  
*(The authorized director)*

**Mr. Virach Sirimongkolkasem**

Vice Chairman  
*(The authorized director)*

Managing Director





**Dr. Sathit Karanes**

Independent Director  
Chairman of Audit Committee



**Mr. Paramet Hettrakul**

Independent Director  
Member of Audit Committee



**Mr. Thanathip Pichedvanichok**

Independent Director  
Member of Audit Committee



**Mrs. Somsiri Ingpochai**

Director



**Ms. Wannee Sirimongkolkasem**

Director



**Mr. Sujin Sirimongkolkasem**

Director  
Vice President, Live-Chicken Purchasing  
Department

# Information about the Board of Directors

## 1. Structure of the Board of Directors

### Component of the Board of Directors

- 1) The Board of Directors shall consist of at least 5 people but not more than 12 people.
- 2) At least one half of the Board of Directors shall be Thai nationals.
- 3) The Board of Directors shall consist of at least 3 independent directors, and the independent directors' proportion shall be at least one-third of the entire Board of Directors (according to the rules set forth in the Notice No. TorJor. 4/2552).
- 4) The Board of Directors shall have various skills, experience, knowledge and capability that benefit the Company regardless of gender, race, religion, age or other specific qualifications. The Board of Directors shall consist of at least 3 experts in the Company's business, at least 1 expert in law, at least 1 expert in accounting and finance, and at least 1 independent director expert in the Company's industry.
- 5) The Chairman shall not be a President or members of sub-committees or the Managing Director.

As of 31 December 2020, GFPT Public Company Limited has a total of 9 directors consisted of:

- 3 Non-Executive Directors (representing 33.33% of Board of Directors)
- 3 Executive Committees (representing 33.33% of Board of Directors)
- 3 Independent Directors (representing 33.33% of Board of Directors)

### The Qualifications of Director and The Criteria for Director Selection

- 1) The director shall have qualifications and shall not have qualifications as defined by the Section 68 of Public Limited Company Act B.E. 2535; the Section 89/3 of Securities and Exchange Act B.E. 2535 amended by Securities and Exchange Act (No.4) B.E. 2551; the Notification of the Securities and Exchange No. KorJor. 8/2553 concerning stipulation on distrustful characters of company's director, and the Company's Article of Association.
- 2) The director shall have knowledge, skills and understanding of the nature of Company's business and industry as well as good reputation, ethics, honesty and moral.
- 3) Directors (including the Managing Director who is the chief executive) shall not take a position of director or chief executive more than 3 Thai listed companies.
- 4) If the directors are appointed as directors or executives in other companies that are not subsidiaries or joint ventures, they shall report to the Company.

### The Qualification of the Chairman

The Chairman should have the following qualifications:

- 1) Be the senior member
- 2) Be knowledgeable and have good understanding of the Company's business
- 3) Be accepted by the other directors

## The Qualifications of Independent Directors

The qualifications of Independent Directors of the Company shall be as defined in the Notification of the Capital Market Supervisory Board and other future amendments (stricter than 1 percent determined by the SEC's definition of independent directors)

- 1) Hold share in total not more than 0.5 percent of the total voting share of the Group, GFPT, its subsidiaries, associated companies, or any juristic person which may have any conflict of interest. The shares held by related persons are also included.
- 2) Not an executive director or an employee or staff or an advisor receiving salary or have control over GFPT, its subsidiaries, associated companies, or any juristic person that may have conflict of interest at present and prior to being nominated for at least 2 years.
- 3) Not a related person by blood or legal registration, such as father, mother, spouse, sibling, child, spouse of children of the executives, major shareholders, top manager or any nominator to be executive or top manager of GFPT or its subsidiaries.
- 4) Do not have any business relationship with GFPT, its subsidiaries, associated companies, major shareholders or controlling shareholders of the Company who may have conflicts of interest, in the manner that may interfere with his/her independent judgment. Not a major shareholder or an executive officer that has business relationship with GFPT, its subsidiaries, associated companies, major shareholders or controlling shareholders of the Company at present and prior to being nominated for at least 2 years. The "business relationship" aforementioned includes any normal business transaction, rental or lease of immovable property, transaction related to assets or services, or grant or receipt of financial assistance in the amount of 3 percent or more of the net tangible assets of the Company or more than 20 million Baht. The transaction amount shall be calculated according to the calculation method for transaction value of connected transactions under the Notification of the Capital Market Advisory Board concerning the Connected Transaction. The transaction amount includes any amount incurred during 1 year prior to the date on which the business relationship with the person commences.
- 5) Not an auditor of GFPT, its subsidiaries, associated companies, or any juristic person who may have conflicts of interest, a major shareholder (hold more than 10% of total shares including related persons), executive director, top manager or partner of an audit firm which employs auditors of GFPT, its subsidiaries, its associated companies, major shareholders or controlling shareholders of the Company unless the foregoing relationship has ended for at least 2 years.
- 6) Not any professional advisor including legal advisor, financial advisor, or asset appraiser who receives an annual service fee exceeding 2 million Baht from GFPT, its subsidiaries, associated companies. Not a major shareholder, controlling shareholders of the Company, executive director, top management or partner of the professional advisor unless the foregoing relationship has ended for at least 2 years.
- 7) Must not be nominated to be a representative of a director, a major shareholder, or a shareholder who is related to a major shareholder of the Company.
- 8) Must not participate in a company operating in the same business and being a competitor of GFPT or its subsidiaries. Not a partner or executive director or employee or staff member or advisor who receives salary or hold share more than 1% of total voting share of the company operating in the same business and being a competitor of GFPT or its subsidiaries.
- 9) Must not have any characteristics that make him or her incapable of expressing independent opinions about GFPT's business.

After being nominated, he or she may be assigned by the Board of Director to take part in the business decision of GFPT, its subsidiaries, its associated companies, same level subsidiaries, major shareholder, and top manager on the condition of a collective decision. The independent committee shall not be considered as executive committee in order to provide opportunity for him/her to work effectively with other committees in the Company efficiently and also be able to provide opinion freely.



## Term and Election of Director

One-third of the Board of Directors who has been in office the longest must be retired by rotation at every annual ordinary general meeting of shareholders. If the number of directors to be retired is not a multiple of three, the number of directors closest to one-third shall be retired. However, any retired director may be re-elected to continue his/her office.

For the appointment of Directors, anyone who has been proposed to be the directors must pass the process of nomination by the Nomination Remuneration and Governance Committee, consisting of 3 independent directors out of 5 Nomination Remuneration and Governance Committee. The Nomination Remuneration and Governance Committee will propose a list of qualified candidates to the Board of Directors in amount of not less than the amount of retired directors by rotation. The Board of Directors will propose to the Annual General Meeting for the appointment which shareholders can vote to appoint the Board of Directors individually. Anyone who receives the highest number of votes will be appointed as the Board of Directors. The amount of the nominated directors is equal to the number of directors to be elected at that time. In the case of anyone who receives the votes equally which exceed the number of directors to be elected at that time, The Chairman of the Meeting will receive additional vote as the decisive vote.

In case of the Board of Directors' seat is vacant for reasons other than retirement by rotation, the Board of Directors shall elect a person who is qualified and not prohibited by law to be a director unless the available term is less than 2 months. The term of the newly appointed directors will be equal to the remaining term of the former director. The appointment must be approved by a majority vote of at least three-fourth of the remaining directors.

## Separation of Duties and Responsibilities between the Board of Directors and the Executives.

The Company has divided responsibilities between the board and executives clearly as follows:

- 1) The Board is responsible for setting policies and overseeing the operations of the executive in accordance to the policies.
- 2) Executives are responsible for managing the Company in various fields. The Managing Director will lead the team to manage business in accordance with the policies that cover the following areas:

- Manage and control the operations related to the general management of the Company in order to meet objectives, policies, rules, and regulations of the Company.
- Consider investment plan and present it to the Executive Committee and the Board of Directors for approval.
- Have authority to act for the Company in accordance with "the authorized approval" in the Company's policy and procedure.
- Perform any tasks assigned by the Board of Directors and / or the resolution of the shareholders meeting of the Company

Delegation of authority and responsibility to the Managing Director shall not authorize or mandate the Managing Director or attorney of the Managing Director to approve connected transactions or any transactions that may incur conflict of interest to the Company's and its subsidiaries unless the approval is in accordance with the policies and regulations of the Board of Directors. The connected transactions will be submitted to the Board of Directors and/or the meeting of shareholders for approval as set out by the Stock Exchange of Thailand's or Office of the Securities and Exchanges Commission's regulations or other related laws.

## Separation of Duties and Responsibilities between the Chairman and Managing Director

The Company clearly separates the duties of Chairman and Managing Director as follow:

- 1) Chairman is responsible for the followings:
  - Be a leader of the Board of Directors to set out the Company's policies and director for business operations as well as monitor the management of sub-committees and executives to perform their duties in accordance with the Company's plan and policies.
  - Act as a chairman of the Board of Directors' meeting and a chairman of shareholders' meeting of the Company.
  - Cast a decisive vote in the event that the votes in the Board of Directors' meeting are equally divided (no majority vote).
- 2) The Managing Director is responsible for implementing the Board of Directors' policies.

Therefore, the Chairman and the Managing Director must not be the same person. These 2 positions must be appointed by the Board of Directors.

## 2. Roles, Duties and Responsibilities of the Board of Directors

Roles, Duties and responsibilities of the Board shall cover the followings:

- 1) Perform duties in compliance with the relevant laws, objectives and regulations of the Company, and the resolutions of the shareholders' meeting with loyalty, care, accountability and ethic. Protect the Company's best interests based on the Principle of Good Corporate Governance, and protect all shareholders' interest equally.
- 2) Consider and approve matters relating to the operations of the Company, such as vision, mission, strategies, goals, business plans, financial plans, funding, risks, plans, budgets, etc. including monitoring for implementation and set up its subsequent annual review for a revision.
- 3) Set the direction of business operations including funding, capital management, risk management and governance.
- 4) Monitor the management to effectively and efficiently implement plans and policies.
- 5) Consider and approve important matters such as approving the credit line from the financial institutions, borrowing, pledging, new investment project, sale and purchase of assets, connected transactions, and any transactions that may create conflicts of interest between the Company and the subsidiary companies. These matters shall comply with the regulations of the Office of the Securities and Exchange Commission (SEC), and the Stock Exchange of Thailand (SET), other relevant laws, and the regulations of the Company.
- 6) Approve financial statements prior to a submission to the Stock Exchange of Thailand.
- 7) Set up a reliable accounting system, financial reports, and auditing.
- 8) Set up adequate and effective internal control system and risk management, both operational and financial reporting, that can be assessed, monitored and managed.
- 9) Supervise the disclosure of financial reporting and important information in a correct, timely and transparent manner. Set up a channel of communication properly for each group of shareholders and stakeholders of the Company.
- 10) Consider and appoint sub-committee such as the Audit Committee, the Nomination Remuneration and Governance Committee, Risk Management Committee, Executive Committee, management. Define duties and responsibilities of other sub-committees clearly to achieve the Company's objectives. The members of the sub-committee shall mainly consist of independent directors.
- 11) Evaluate the Company's compliance with the Corporate Governance policy and consistently review such policy.
- 12) Provide a succession plan and human resource development plan for employees, directors and executives.
- 13) Have authority to define and amend the list of authorized directors.
- 14) Have authority to authorize one or more directors, or any other persons, to take any action on their behalf within the authority approved by the Board of Directors. Such power of attorney must contain a clear scope of authority of the authorized person.

# Information about Sub-Committees

## Sub-Committees

The Company has set up sub-committees to assist in screening relevant issues requiring fair judgment. The Company also defines the authority, duties, and responsibilities of each committee. The majority members of each committee must be independent directors and the Chairman of the committee should be an independent director as well.

GFPT has the following 4 sub-committees: Audit Committee, Nomination Remuneration and Governance Committee, Risk Management Committee, and Executive Committee.

## Audit Committee

### Structure and Qualifications

- 1) The Board of Directors has appointed the Audit Committee.
- 2) The Audit Committee consists of 3 independent directors, at least 1 person must be knowledgeable in accounting and finance.
- 3) The Board of Directors will appoint 1 independent director as Chairman of the Audit Committee.
- 4) The Audit Committee can appoint an employee to act as Secretary of the Audit Committee.

### Term of office

- 1) Each term of office of the Audit Committee consists of 3 years. The members of the Audit Committee, who retire from office by rotation, may be reappointed by the Board of Directors for another term.
- 2) The Audit Committee shall hold office for a period equal to the tenure of the Company's directors. Therefore, the term of office will end at the Annual General Meeting of Shareholders at the same time as the end of the director's term of office.
- 3) If a position in the Audit Committee becomes vacant, the Board of Director shall elect a person who is qualified and not prohibited by law to become a Member of Audit Committee. The term of the newly appointed Member of Audit Committee shall be equal to the remaining term of the former director.

## The Audit Committee has the following duties and responsibilities

### Financial reporting, disclosure and auditing

- 1) Review the Company's financial reports to be accurate, complete, and reliable. The financial reporting and disclosures should be prepared in accordance with the accounting standards, laws and other relevant standards.
- 2) Consider the disclosure of the Company's information in case of connected transactions or the conflict of interest to be accurate, complete, and in accordance with the regulations of the Stock Exchange of Thailand (SET) to ensure that the aforementioned transaction is reasonable towards the Company's interests and correctly maintains accounting records to be accurate, complete, and transparent.
- 3) Prepare and publish an Audit Committee Report in the Company's Annual Report and provide comments on the following:
  - An opinion on the accuracy, completeness and creditability of the Company's financial report.
  - An opinion on the adequacy of the Company's internal control system and risk management system.
  - An opinion on the suitability of a financial auditor.
  - An opinion about the Company's compliance with the law on securities, the SET's regulations or other laws relating to the Company's business.
  - An opinion on transactions which may have potential conflicts of interest and related party transactions.
  - A general opinion or observations of the AC while carrying out its duties.
  - Comment about other transactions that shareholders and investors should be aware within the scope of duties and responsibilities assigned by the Board of Directors.
- 4) Consider, select and nominate an independent person to serve as the financial auditor of the Company including any proposal for the auditor's dismissal.
- 5) Consider the remuneration of the financial auditors of the Company.
- 6) Promote independence and no restrictions on the operation of financial auditor.



## Internal Audit

- 1) Review the Company's internal control system and internal audit to be adequate, appropriate and effective including the security of information technology system to be concise, appropriate and efficient.
- 2) Regulate policies and measure on anti-corruption (Collective Action Coalition Against Corruption: CAC); the protection of personal data (The Personal Data Protection Act B.E.2562: PDPA); human rights review process (Human Rights Due Diligence: HRDD). To construct internal audit model to assure appropriateness and efficiency covering all aspects of the Company's operation.
- 3) Supervise the internal audit department in both policy and operational level by approving a charter, independence and the scope and audit plan of the internal audit.
- 4) Ensure that a review of the internal control system by an independent assessor outside of the Company's organization (Independent Quality Assessment Review) is conducted at least every 5 years.
- 5) Approve the annual internal audit plan and budget for the internal audit process to ensure efficiency and effectiveness of conducted activities.
- 6) Select the appropriate person to work as the internal auditor including the consideration of a rotation or a dismissal of internal auditors.

## Risk Management

- 1) Access potential risks that could lead to fraud and corruption including risk of breaching personal information security that may cause leaking of personal information; to define preventive and mitigation measures to monitor and review human rights performance and the Company ensure that Company's actions do not cause human rights violations throughout the Company's value chain.
- 2) Propose risk management policies and guideline to cover risks that may affect the Company's business to the Board of Directors for its consideration.
- 3) Control, monitor, and evaluate the risk management according to the risk management policy.
- 4) Review the adequacy and efficiency of the risk management system and the policy as a whole.

## Others

- 1) Review and amend the Charter of the Audit Committee to be up-to-date and appropriate to the environment of the organization and propose to the Board of Directors for its approval.
- 2) Review to ensure that the Company is in compliance with the law on securities and exchange, the regulations of the Stock Exchange, and laws relating to the Company's business.
- 3) Review to ensure that the Company is in compliance with the Corporate Governance Policy, the Code of Conduct; the whistle blowing; fraud and corruption policy, protection of personal information; and the human rights policy.
- 4) Review correctness and appropriateness of self-assessment and reference document about anti-corruption policy and practice of the Company in accordance with Thailand's Private Sector Collective Action Against Corruption (CAC)
- 5) Review the accuracy documents regarding privacy policy in accordance with the personal information protection law; and human rights policy in accordance with international human rights standards.
- 6) Any other duties regarding remuneration as assigned by the Board of Directors.

## Meeting(s): at least 4 times a year

As of 31 December 2020, the Audit Committee of GFPT Public Company Limited comprised of 3 directors as follows;

Name - Surname		Title
1. Dr. Sathit	Karanes	Chairman of AC
2. Mr. Paramet	Hetrakul <sup>(1)</sup>	Member of AC
3. Mr. Thanathip	Pichedvanichok <sup>(2)</sup>	Member of AC

Note: Mr. Chatchai Ratanawalai is a Secretary of the Audit Committee

(1) Audit committee who has extensive knowledge and experiences in reviewing financial statement.

(2) Audit committee who has extensive knowledge and experiences in legal aspect

## Nomination Remuneration and Governance Committee

### Structure and Qualifications

- 1) The Board of Directors appoints the Nomination Remuneration and Governance Committee
- 2) The Nomination Remuneration and Governance Committee consists of not less than 5 members of directors and at least 3 members must be independent directors.
- 3) The Board of Directors shall appoint 1 independent director as Chairman of the Nomination Remuneration and Governance Committee.
- 4) The Nomination Remuneration and Governance Committee of the Company can appoint 1 employee to act as the secretary of the Nomination Remuneration and Governance Committee.

### Term of office

- 1) Each term of office of the Nomination Remuneration and Governance Committee consists of 3 years. The members of the Nomination Remuneration and Governance Committee, who retire from office by rotation, may be reappointed by the Board of Directors for another term.
- 2) The Nomination Remuneration and Governance Committee shall hold office for a period equal to the tenure of the Company's directors. Therefore, the term of office will end at the Annual General Meeting of Shareholders at the same time as the director's term of office.
- 3) If a position in the Nomination Remuneration and Governance Committee becomes vacant, the Board of Director shall elect a person who is qualified and not prohibited by law to become a member of Nomination Remuneration and Governance Committee. The term of the newly appointed member of the Nomination Remuneration and Governance Committee shall be equal to the remaining term of the former director.

## The Nomination Remuneration and Governance Committee have the following duties and responsibilities:

### Recruitment

- 1) Review the organization structure to be appropriate to the strategic needs of the Company.
- 2) Establish rules and procedures for the recruitment and selection of directors, members of the sub-committees, managing directors, executives and secretary of the Company and to propose such rules and procedure to the Board of Directors or as an agenda at the shareholders meeting for its approval as the case may be.
- 3) Review, select and screen names and profiles of those to be nominated as directors, member of committees, managing director, executive and secretary of the Company, in the event of a position vacancy and to further propose to the Board of Directors for its approval in accordance with the procedures for the recruitment or the lack of necessary skills of the Board of Directors (Board Skill Matrix) as well as the reliable database such as The Securities and Exchange Commission (SEC)'s website, IOD Chartered Director, and Thai Institute of Directors (IOD)'s website. In case of nominating former directors, when the term of office is expired, his/her performance will be carefully considered.
- 4) Disclosure policies and details of the recruitment process in the annual report of the Company.
- 5) Provide criteria for the succession of into the position as the Company's executive and to further propose it for the Board of Directors' for its approval.
- 6) Prepare an appropriate succession plan and the continuity of the management for the position of Chief Executive Officer, Managing Director, Authorized Management, and high level executives and to further propose it to the Board of Directors for its approval.
- 7) Determine criteria to evaluate and evaluating the performance of the Board of Directors annually and to report the result to the Board of Directors.

- 8) Conduct an annual performance evaluation of the Board of Directors and the Chief Executive Officer and to report the result to Board of Directors.
- 9) Provide an annually self-assessment evaluation of the performance of the Nomination Remuneration and Governance Committee and to report the result to the Board of Directors.
- 10) Any other duties regarding recruitment as assigned by the Board of Directors.

### Remuneration

- 1) Set out a clear and transparent criteria and policy of the remuneration for the directors, sub-committees, and the executives and to further propose it to the Board of Directors and/or at the shareholders' meeting for an approval.
- 2) Recommend the appropriate remuneration for the Board of Directors, sub-committees and the executives as compare to their duties and responsibilities.
- 3) Disclose the remuneration policy and the various types of remunerations in the Annual Report of the Company.
- 4) Any other duties regarding remuneration as assigned by the Board of Directors.

### Corporate Governance

- 1) Set the policy of corporate governance of the Company's operation and to propose such policy to the Board of Directors for its approval.
- 2) Regulate, advice, and monitor the Company's compliance towards Corporate Governance Policy, the Code of Conduct, and other related laws.
- 3) Regularly review and update corporate governance policies to ensure appropriateness.
- 4) Recommend the requirements of corporate governance principles to the Company's directors, management and employees.
- 5) Promote information about corporate governance policies and best practices towards the Company's employees.
- 6) Annually issue a report on the corporate governance of the Company.

### Business Ethics

- 1) Prepare a Code of Conduct ethics handbook to propose to the Board of Directors for its approval.
- 2) Regulate, advice, and monitor the Company's compliance towards the Code of Conduct ethics and other related laws.
- 3) Regularly review and update the Code of Conduct ethics handbook to ensure appropriateness.
- 4) Recommend the requirements under the Code of Conduct to the Company's directors, management and employees.
- 5) Handle complaints of any violation of business ethics and to conduct an investigation to clarify facts or doubts in the event of a suspicion of violation.
- 6) Create awareness and train employees to understand business ethics and promote employees to practice and follow the Code of Conduct ethics.
- 7) Annually prepare a report on the Company's Code of Conduct ethics to the Board of Directors for their consideration in the event of significant matters that may affect the Company, including providing an opinion on the Company's practice and to suggest actions to appropriately correct such matter.

### Meeting(s): at least 2 times a year

As of 31 December 2020, the Nomination Remuneration and Governance Committee of GFPT Public Company Limited comprised of 5 directors as follows;

Name - Surname		Title
1. Dr. Sathit	Karanes	Chairman of NRG
2. Mr. Paramet	Hetrakul	Member of NRG
3. Mr. Thanathip	Pichedvanichok	Member of NRG
4. Dr. Anan	Sirimongkolkasem	Member of NRG
5. Mr. Sujin	Sirimongkolkasem	Member of NRG

Note: Mr. Chatchai Ratanawalai is a Secretary of the Nomination Remuneration and Governance Committee



## Risk Management Committee

### Structure and Qualifications

- 1) The Board of Directors has appointed the Risk Management Committee.
- 2) The Risk Management Committee consists of not less than 5 members, including independent directors, directors, executives and/or employees of the Group.
- 3) The Board of Directors shall appoint 1 Risk Management director as Chairman of the Risk Management Committee.
- 4) The Risk Management Committee can appoint 1 employee to act as the Secretary of the Risk Management Committee.
- 3) Communicate risk management policy and manual to all business units as a risk owner, and also provide risk assessment, analyze and review risk of the Company and its subsidiaries regularly by using key risk indicators.
- 4) Supervise risk management plan or risk management process to reduce the impact on the Company's business as well as monitoring, controlling, and evaluating risk management process of each department by providing guidance to mitigate risk to an acceptable level.
- 5) Review the adequacy and efficiency of the risk management system and policy then constantly report to the Audit Committee. Review risk management policy, risk management process, and efficiency of risk management operational plan by reporting to the Board of Directors. In case of significant factors or any event which may significantly affect to the Company, must be promptly reported to the Board of Directors for consideration.

### Term of Office

- 1) Each term of office of the Risk Management Committee consists of 3 years. The members of the Risk Management Committee, who are retired from office by rotation, may be reappointed by the Board of Directors for another term.
- 2) The Risk Management Committee shall hold office for a period equal to the tenure of the Company's directors. Therefore, the term of office will end at the Annual General Meeting of Shareholders at the same time as the end of the director's term of office.
- 3) If a position in the Risk Management Committee becomes vacant, the Board of Directors shall elect a person who is qualified and not prohibited by law to become a member of the Risk Management Committee. The term of the newly appointed member of the Risk Management Committee shall be equal to the remaining term of the former director
- 6) Have authority to request information from various departments of the Company and its subsidiaries for further consideration in regard to risk management.
- 7) Review and revise the risk management manual annually to be up-to-date and appropriate for the business environment.
- 8) Support and develop risk management at all levels of organization to be effective as well as promoting risk management culture in the organization.
- 9) Perform any other duties as assigned by the Board of Directors.

### Duties and Responsibilities:

- 1) Supervise and support the implementation of corporate risk management in accordance with business strategies, goals, and changing circumstances.
- 2) Consider and identify significant risks of the Company's business operations such as strategic risk, operational risk, financial risk, compliance risk, and reputational risk as well as consider policy of risk management, risk appetite, risk tolerance, and also conduct risk management manual.

**Meeting(s):** at least 4 times a year

As of 31 December 2020, the Risk Management Committee of GFPT Public Company Limited comprised of 8 directors as follows;

Name - Surname		Title
1. Mr. Jedsada	Sirimongkolkasem	Chairman of RMC
2. Mr. Sujin	Sirimongkolkasem	Member of RMC
3. Ms. Wipawadee	Sirimongkolkasem	Member of RMC
4. Mr. Kittichai	Sirimongkolkasem	Member of RMC
5. Ms. Wiwanya	Sirimongkolkasem	Member of RMC
6. Ms. Papinya	Sirimongkolkasem	Member of RMC
7. Mr. Wongsakorn	Sirimongkolkasem	Member of RMC
8. Ms. Jutamas	Ingpochai	Member of RMC

Note: Mr. Theerasak Piamsuphakphong is a Secretary of the Risk Management Committee

**Executive Committee****Structure and Qualifications**

- 1) The Board of Directors has appointed the Executive Committee
- 2) The Executive Committee consists of Board of Directors, Managing Director, Deputy Managing Director, Company executives, and external qualified persons.

**Term of Office**

Each term of office of the Executive Committee consists of 3 years. The members of the Executive Committee, who are retired from office by rotation, may be reappointed by the Board of Directors for another term.

**Duties and Responsibilities:**

- 1) Specify target and related policy to present to the Board of Directors.
- 2) Consider necessary issues to present to the Board of Directors excluding other unrelated duties of itself.
- 3) Conduct the guideline provided by the Board of Directors including the command, communication, planning, and the Company's operations in accordance with the policies determined by the Board of Directors.
- 4) Have authority to consider operational issues and to appoint or assign other person to perform as executive properly.
- 5) Have authority to adjust plan and budget of any company's projects.
- 6) Have authority to decide practices, rules, and regulations of the Company's operations.
- 7) Have authority to follow up any departments of the Company to achieve goals and plans.
- 8) Suggest, advise, guideline to the Managing Director and working group as assigned
- 9) Any other duties regarding selection and remuneration as assigned by the Board of Directors.

**Meeting(s):** at least 12 times a year

As of 31 December 2020, the Executive Committee of GFPT Public Company Limited comprised of 7 directors as follows;

Name - Surname		Title
1. Dr. Anan	Sirimongkolkasem	Chairman of EC
2. Mr. Virach	Sirimongkolkasem	Member of EC
3. Mrs. Somsiri	Ingpochai	Member of EC
4. Mrs. Pranee	Parksook	Member of EC
5. Mr. Jedsada	Sirimongkolkasem	Member of EC
6. Mr. Sujin	Sirimongkolkasem	Member of EC
7. Mr. Wongsakorn	Sirimongkolkasem	Member of EC

## Information about the Executives

### The Executives\*

In 2020, GFPT Public Company Limited has 10 executives as follows:

	Name - Surname		Title
1.	Mr. Virach	Sirimongkolkasem	Managing Director
2.	Dr. Anan	Sirimongkolkasem	Senior Deputy Managing Director** Senior Vice President, Administration Department and Acting Domestic Sales Director
3.	Mrs. Pranee	Parksook	Senior Vice President, Finance Department
4.	Mr. Sujin	Sirimongkolkasem	Vice President, Live-Chicken Purchasing Department
5.	Mr. Kittichai	Sirimongkolkasem	Vice President, Manufacturing and Marketing Department
6.	Ms. Wipawadee	Sirimongkolkasem	Vice President, Business Development Department
7.	Ms. Jutamas	Ingpochai	Vice President, Investor Relations Department and Company Secretary
8.	Mr. Thiti	Wanachate	Plant Director
9.	Mr. Theerasak	Piamsuphakphong	Internal Audit Director
10.	Ms. Ratchaneegorn	Pavitrpok	Senior Accounting Department Manager

Note:

\* Definition of Executives is according to the Security and Exchange Act with the Company's criteria

\*\* Senior Deputy Managing Director is responsible for Finance Department and Administration Department - Accounting Department,  
also serves as Chief Financial Officer: CFO.



## Securities Holding Report of Directors and Executives as of 30 December 2020

Name – Surname		Amount <i>(Shares)</i>					
		As of 30 December 2019		As of 30 December 2020		Increase / Decrease	% Shareholding
		Direct	Indirect	Direct	Indirect		
1. Mr. Prasit	Sirimongkolkasem	33,800,000	-	33,500,000	-	-300,000	2.67%
2. Mr. Virach	Sirimongkolkasem	30,349,500	-	30,349,500	-	-	2.42%
3. Dr. Anan	Sirimongkolkasem	4,134,080	-	4,134,080	-	-	0.33%
4. Dr. Sathit	Karanes	-	-	-	-	-	-
5. Mr. Paramet	Hetrakul	50,000	-	50,000	-	-	0.004%
6. Mr. Thanathip	Pichedvanichok	-	-	-	-	-	-
7. Mrs. Somsiri	Ingpochai	2,550,400	-	2,550,400	-	-	0.20%
8. Ms. Wannee	Sirimongkolkasem	10,100,000	-	10,100,000	-	-	0.81%
9. Mr. Sujin	Sirimongkolkasem	59,901,080	-	59,791,880	-	-109,200	4.77%
10. Mrs. Pranee	Parksook	1,193,930	-	1,193,930	-	-	0.10%
11. Mr. Kittichai	Sirimongkolkasem	37,400,000	-	37,400,000	-	-	2.98%
12. Ms. Wipawadee	Sirimongkolkasem	37,400,000	-	37,400,000	-	-	2.98%
13. Ms. Jutamas	Ingpochai	5,000,000	-	5,000,000	-	-	0.40%
14. Mr. Thiti	Wanachate	-	-	-	-	-	-
15. Mr. Theerasak	Piamsuphakphong	1,000	-	1,000	-	-	0.0001%
16. Ms. Ratchaneegorn	Pavitrpok	-	-	-	-	-	-
Total		221,879,990	-	221,470,790	-	-409,200	17.66%

## Employee Information

### Personnel

In 2020, the Company employs a total of 5,027 persons with total benefits in amount of THB 1,232.89 million. The benefits paid to employees were salary, overtime payment, cost of living subvention, bonuses, special subvention, social security payment etc. Furthermore, the subsidiaries paid similar benefits as the Company in amount to THB 1,461.36 million. The details of personnel and benefit are shown in the following table:

Year 2020	GFPT (Chicken Evisceration, Processed Chicken Food Products)	The subsidiaries				
		KT (Feed Mill)	GP (Grandparent Chicken Farm)	FKT (Parent Chicken Farm)	MKS (Broiler Farm)	GFF (Processed Food)
Staff in Line Operation / Service (Persons)	4,925	953	246	1,555	3,247	368
Staff in Management level (Persons)	12	94	6	12	41	23
Staff in Headquarter Office (Persons)	90	244	4	37	24	138
<b>Total (Persons)</b>	<b>5,027</b>	<b>1,291</b>	<b>256</b>	<b>1,604</b>	<b>3,312</b>	<b>529</b>
<b>The Benefits (Million Baht)</b>	<b>1,232.89</b>	<b>510.05</b>	<b>60.91</b>	<b>199.06</b>	<b>553.71</b>	<b>137.63</b>

In the past 3 years, the Company has no labor legal dispute and there is no significant change in staff number. The HR policy for training and development is shown in the Annual Integrated Report; Human Resources Training and Development Policy.

## Other Important Information

### Company Secretary

The Board of Directors has appointed Ms. Jutamas Ingpochai as Company Secretary on 16 October 2008, under Section 89/15 of the Act of Securities and Exchange Commission Securities and Exchange Act B.E. 2535 amended by Act No. 4 in B.E. 2551. Ms. Jutamas Ingpochai graduated with a doctoral degree in business management and participated in training courses regarding Company Secretary Role such as Company Secretary Program and Fundamental Practice for Company Secretary. The roles and responsibility include:

- 1) Provide basic advice to the directors on the Company's memorandum of association, laws and rules and regulations of the relevant authorities.
- 2) Manage and coordinate the Board of Directors' meeting, sub-committees' meeting and the shareholders' meeting in accordance with the objective, memorandum of association, board's resolution, shareholders' resolution and other rules and regulations.
- 3) Prepare minutes of the shareholders' meeting and the board of directors' meeting and monitor the implementation of the resolutions.
- 4) Prepare and file documents, including the directors register, notice of the meeting and minute of the board of directors / shareholders and the annual report of the Company.
- 5) Retain any report on conflict of interest prepared by the directors and executives and to report to the Chairman and Chairman of the Audit Committee within 7 days from the receipt date.
- 6) Ensure that the disclosure and reporting information to the regulatory agencies complies with the relevant laws and regulations.
- 7) Provide training and necessary information to newly appointed directors.
- 8) Provide advice and coordinate with the secretary of the various committees.
- 9) Perform other duties as assigned by the Capital Market Supervisory Board or the Board of Directors.

**Note:** Information of Internal Audit Director is shown in the Attachment 1

### Investor Relations Department

The Company has established an IR Department (Investor Relations) and appointed Dr. Jutamas Ingpochai and Mr. Veera Titayangkaruvong to be representative of the Company for the disclosure of information and any activities of the Company to its shareholders, investors, analysts and the general public. The channels include the Company's Home Page, quarterly performance meeting, analysts meeting, conference call, road show in Thailand and abroad, etc. The Company also prepares the Management Discussion and Analysis (MD&A) and IR Newsletter on a quarterly basis, which published on SET's website and the Company's website, to provide investors and general public for better understanding of the Company's performance in which any information of the Company must be based on fact, accurate, and treated with caution. Unauthorized persons are not allowed to provide information to the media or the public in any way which may affect the reputation and business operations of the Company.

Investors may contact the Investor Relations Department at 0 2473 8000 or <https://www.gfpt.co.th> or email [ir@gfpt.co.th](mailto:ir@gfpt.co.th)

In 2020, the Company had investor relations activities to disclose the Company's information to investors continuously throughout the year. The Company evaluated the effectiveness of the information disclosure, which has been assessed by analysts attended the Company's analyst meetings. The results of the information disclosure from the Company's analyst meeting were satisfactory. In addition, investor relations activities of the Company in 2020 are summarized as follows:

Investor relations activities in 2020	No. of time
Analyst Meeting	4
International Roadshow	2
Local Roadshow (Physical & Virtual Meeting)	20
One on One Meeting & Teleconference	88



## Internal Audit Department

The Board of Directors established the internal audit department that directly reports to the Audit Committee. The internal audit activities include administrative and operational activities of the business. The internal audit department and the auditor will convene in at least 4 meetings per year with the Audit Committee to report on the review of internal control system, related transactions of the Company, consideration of the nomination and appointment of the auditors, review financial reports, oversee compliance with regulations and policies, and conclusion / opinion of the Audit Committee towards various operations to the Board of Directors.

The Audit Committee has appointed Mr. Theerasak Piamsuphakphong to be a director of internal audit department. The duties and responsibilities are as follows:

- 1) Report on the review of internal control system and related transactions of the Company.
- 2) Consider the nomination and appointment of the independent auditors qualified in accordance to SEC rules.
- 3) Review financial reports.
- 4) Oversee compliance with regulations and company policies.
- 5) Prepare both short and long term internal audit plan.
- 6) Control internal audit to ensure compliance with the audit plans and standards.
- 7) Review the internal audit plan.
- 8) Prepare and review the annual budget of the internal audit department.
- 9) Training and Development Agency audit.
- 10) Perform other tasks as assigned.

**Note:** Information of Internal Audit Director is shown in the Attachment 3







## Fee of the auditor

Mr. Naris Saowalagsakul, the authorized auditor No. 5369 from SAM NAK-NGAN A.M.C. Co., Ltd. was the auditor of the Company and its subsidiaries for the accounting period of the year 2020.

The Company and its subsidiaries paid the audit fee to SAM NAK-NGAN A.M.C. Co., Ltd. for the accounting period of the year 2020. The detail is shown as follows:

### 1. Audit fee

The Company and its subsidiaries paid the audit fee for the accounting period of the year 2020 in amount of 3,630,000.00 Baht, as shown in the following detail:

	Audit fee (Baht)
The audit fee of the Company	1,200,000.00
The audit fee of 5 subsidiaries	2,430,000.00

### 2. Non-audit fee

The Company and its subsidiaries did not have any non-audit fee in accounting period of the year 2020.

## 8. Corporate Governance Report GRI 103-1, GRI 103-2, GRI 419-1

### 8.1 Summary of the Board of Directors' Performance in the Past Year

#### Nomination, Development and Evaluation of the Board of Directors' Performance

##### 1. Performance Evaluation of the Board of Directors, Sub-Committee and the Chairman of Executive Committee (CEO)

The Nomination Remuneration and Governance Committee set up evaluation of the Board of Directors, Sub-Committee and Chief Executive Officer (CEO) at least once a year and disclose criteria, procedures, and result of the evaluation in the annual report.

#### Performance Evaluation of the Board of Directors

##### Criteria

The Nomination Remuneration and Governance Committee shall set up an annual performance evaluation of the Board of Directors as a group and individual (self-assessment) at least once a year based on the self-assessment guideline provided by the Stock Exchange of Thailand<sup>1</sup> and to adapt it to fit the Company's structure. The self-assessment serves as a framework to monitor the performance of the duties of the Board of Directors, promote collaborative analysis of the operational results and problems which occurred in the operation of business, create good corporate governance and to subsequently disclose the criteria, procedures, and the evaluation result in the annual report.

Criteria in the performance evaluation of the Board of Directors (Group) are as follows:

- 1) Structure and qualifications of the Board of Directors
- 2) Roles and responsibilities of the Board of Directors
- 3) Meeting of the Board of Directors
- 4) Act of duties of directors
- 5) Relationship with the management
- 6) Self-development of directors and development of executives
- 7) Thai Institute of Directors' assessment of the Corporate Governance of listed companies

Performance evaluation criteria for individual director (self-assessment) are as follows;

- 1) Structure and qualifications of the Board of Directors
- 2) Meeting of the Board of Directors
- 3) Roles and responsibilities of the Board of Directors

##### Procedures

The Company shall arrange the performance evaluation of the Board of Directors annually to evaluate the previous year operation. The Company Secretary will distribute the evaluation form to each director as a group and individual (self-assessment) and propose to the Nomination Remuneration and Governance Committee and to propose it to the Board of Directors for its consideration. The Company shall also use any recommendations on the performance evaluation to improve effectiveness of the Board's operation and maximize the benefits of corporate governance.

<sup>1</sup> Self-evaluation committee, Corporate Governance Development for Capital Markets, February B.E.2558. (attachment 1 and attachment 4)



In 2020, performance evaluation of the Board of Directors as a group and individual in topic of structure and qualifications of the Board of Directors, duties and responsibilities of the Board of Directors, the Meeting of the Board of Directors, duties of directors, relationship with the management, self-development of the Board of Directors and executives, evaluation result categorized in level “good”.

## Performance evaluation of the sub-committee

### Criteria

The Board of Directors shall evaluate performance of each sub-committee at least 1 time per year based on the board self-assessment guidance by the Stock Exchange of Thailand<sup>2</sup> including the structure and qualifications of each sub-committee, the meeting of sub-committee, roles, duties, and responsibilities of each sub-committee to consider, review, and perform appropriately.

### Procedures

The Company has evaluated performance of each of the committees annually to analyze the previous year operation. The Company Secretary will distribute the evaluation form to the Chief Executive Officer to evaluate the performance of each sub-committee and present it to the Board of Directors for its consideration.

Performance evaluation of sub-committees consist of the Audit Committee, the Nomination Remuneration and Governance Committee, and the Risk Management Committee. In 2020, results of evaluation of all sub-committees categorized in level “good”.



<sup>2</sup> Self-evaluation committee, Corporate Governance Development for Capital Markets, February B.E.2558. (Attachment 3)

## Performance evaluation of the Chief Executive Officer (CEO)

### Criteria

The Board of Directors shall evaluate the performance of the Chief Executive Officer (CEO) at least once a year on their leadership, set up and implementation of strategy, planning and financial performance, relationship with the Board of Directors, outsiders, and employees, operational management and relationship with other personnel, succession plan, knowledge on product and service, risk management and internal control, corporate governance and business ethics, personal characteristics based on the assessment guideline provided by the Stock Exchange of Thailand<sup>3</sup>.

### Procedures

The Company has evaluated the performance of Chief Executive Officer annually to analyze the previous year operation. The Company Secretary will distribute the evaluation form to independent directors or non-executive directors or Nomination Remuneration and Governance Committee to evaluate the performance and to subsequently present it to the Board of Directors for its consideration and determine the appropriateness of the remuneration.

In 2020, the Company performed all of the above performance evaluation. The results of performance evaluation reflected the satisfaction in overall performance in the past year. The results were reviewed and discussed in the Board of Directors' meeting (No.1/2021) held on 28 January 2021 to improve the effectiveness of the Board's operation.

## 2. Development of Directors and Executives

### Orientation

The orientation will be held every time a new director is being appointed with each new director presented with a Director's Handbook and other useful information in being a director, such as the nature of the Company's business and the direction of the business operation. The Company has assigned the Company Secretary to be in charge of the orientation for new directors.

The orientation will also include presentations by senior management on the Company's information and business.

### Succession Plan and Knowledge Development

- 1) The Board of Directors has determined that management is responsible for the development of a succession plan for the Company's uninterrupted operation in case an executive cannot work assume his/her role.
- 2) Chief Executive Officer is responsible for regularly reporting to the Board of Directors on the succession plan to ensure that the Company has a good human resource management for any level of management.
- 3) The Board of Directors has encouraged the training and provision of knowledge for directors, Audit and Risk Management Committee members, company secretary, and senior executives about corporate governance principle, duties, and knowledge development to allow on-going improvement of performance of duties and enhance efficiency.

<sup>3</sup> Evaluation form of the CEO, Corporate Governance Center, B.E.2554







## Meeting Attendance and Remuneration for Individual Directors

### 1. Board of Directors' Meeting

#### Attendance of the Meeting

The Board of Directors shall have regular meetings every month. The meeting schedule is set out in advance since January of each year and designated to be the last Thursday of each month (not less than 6 times per year). The Company Secretary shall notify each director about the schedule and agenda in advance. However, the schedule of meetings can be changed based on the significance of the agenda items to be considered.

The Company will submit reports of the operational performance to the Board of Directors if no meeting was held in that month. The Board of Directors, therefore, can consistently and timely monitor, administer and supervise the operation of the management.

#### Meeting Agenda

The Chairman, Chairman of Executive Committee and Managing Director will together determine the agenda to ensure that all significant matters are included. The directors have the opportunity to freely propose agendas at the meeting that will benefit the Company.

#### Meeting Documents

The Board of Directors assigns the Company Secretary to prepare and send the supporting documents for the meeting to the directors for their consideration at least 5 working days prior to the meeting for the directors to consider in advance and have sufficient time to study the information.

#### The Meeting

The Chairman will allocate sufficient time to consider the issues in each agenda of the meeting. In the meeting, each director is encouraged to cautiously consider the agenda and to provide opinion independently and freely.

#### The Quorum

In case of starting the meeting, the Company should follow "Committee meeting rules and regulations" (No.27) stating that the participated committee must be more than a half of all committee. In case of reaching resolution in each agenda, the participated committee must be not less than 2 out of 3 of all participated committee.

#### Invite Management to Attend the Meeting

The Board of Directors encourages the invitation of senior management to attend the Board's meetings to provide additional insights into the agenda items being discussed because of their personal involvement in these areas and to give the opportunity to meet the Board of Directors for their further consideration of a succession plan.

#### Access to Information

The Board of Directors can access to additional necessary information from the Managing Director, the Company Secretary and any other assigned executive management within the scope of the policy and, if necessary, independent opinion from external consultants or specialists can be provided at the cost of the Company.

#### Meeting of Non-Executive Directors

The Board of Directors encourages non-executive directors to independently meet and discuss interested matters among themselves without the management participation. The results of the meeting should be notified to the Managing Director (not less than 3 times per year). In 2020, non-executive directors had 4 meeting without the management participation.

For the year 2020, the directors attended the meetings as follow:

Name-Surname		Position	BOD	AC	NRGC	RMC	EC	AGM
			9 times	4 times	3 times	4 times	12 times	1 time
1. Mr. Prasit	Sirimongkolkasem	Chairman	9/9	-	-	-	-	0/1
2. Mr. Virach	Sirimongkolkasem	Vice Chairman Executive Committee	9/9	-	-	-	12/12	0/1
3. Dr. Anan	Sirimongkolkasem	Director Chairman of Executive Committee Member of Nomination Remuneration and Governance Committee	8/9	-	3/3	-	12/12	0/1
4. Dr. Sathit	Karanes	Independent Director Chairman of Audit Committee Chairman of Nomination Remuneration and Governance Committee	9/9	4/4	3/3	-	-	1/1
5. Mr. Paramet	Hetrakul	Independent Director Member of Audit Committee Member of Nomination Remuneration and Governance Committee	8/9	4/4	3/3	-	-	1/1
6. Mr. Thanathip Pichedvanichok		Independent Director Member of Audit Committee Member of Nomination Remuneration and Governance Committee	9/9	4/4	3/3	-	-	1/1
7. Mrs. Somsiri	Ingpochai	Director Executive Committee	9/9	-	-	-	12/12	0/1
8. Ms. Wannee	Sirimongkolkasem	Director	9/9	-	-	-	-	1/1
9. Mr. Sujin	Sirimongkolkasem	Director Member of Nomination Remuneration and Governance Committee Member of Risk Management Committee Executive Committee	9/9	-	3/3	2/4	12/12	1/1

## 2. Remuneration of the Board of Directors and Executives

### Remuneration for Directors

The Board of Directors has delegated to the Nomination Remuneration and Governance Committee the matter of considering the appropriateness of the directors' remuneration for each year. The directors' remuneration shall then be proposed to the Board for Directors and at the General Meeting of Shareholders for a final approval.

The Nomination Remuneration and Governance Committee shall determine the fair remuneration of directors according to policies and guidelines to be comparable to the practices of the industry, experience, duties, accountability, and responsibilities of the role and to be fair and in accordance with the result of their operations.

The Nomination Remuneration and Governance Committee shall also consider director's remuneration by conducting and considering a remuneration survey to assess a reasonable and competitive remuneration.

In 2020, total remuneration for 9 directors was THB 5,395,000 being monthly remuneration and bonus in compliance with the approval of the shareholder's meeting. In addition, some directors received remuneration from subsidiaries of the Company in total amount of THB 650,000.

### Remuneration for Executives

The Board of Directors has delegated the Nomination Remuneration and Governance Committee to be responsible for considering the appropriateness of executive remuneration as compared to their experience, roles and responsibilities of the scope of work each year, and to subsequently propose to the Board of Directors for their consideration and approval under transparent criteria. The remuneration for executives should be consistent with the results of operations of the Company, individual performance and comparable to normal standards in the agricultural and food industry and leading companies in Thailand by using the result of the survey conducted by the Nomination Remuneration and Governance Committee.

In 2020, the Company made a remuneration of THB 48,238,119 to 9 executives for their salary, bonus. (excluding senior accounting department manager)

The details of monetary remuneration of each director are shown as follows:

Name-Surname		Remuneration (Unit: Baht)		
		Director and Independent Director of GFPT	Director of Subsidiaries	Total
1. Mr. Prasit	Sirimongkolkasem	650,000	130,000	780,000
2. Mr. Virach	Sirimongkolkasem	585,000	130,000	715,000
3. Dr. Anan	Sirimongkolkasem	585,000	130,000	715,000
4. Dr. Sathit	Karanes	650,000	-	650,000
5. Mr. Paramet	Hetrakul	585,000	-	585,000
6. Mr. Thanathip	Pichedvanichok	585,000	-	585,000
7. Mrs. Somsiri	Ingpochai	585,000	130,000	715,000
8. Ms. Wannee	Sirimongkolkasem	585,000	-	585,000
9. Mr. Sujin	Sirimongkolkasem	585,000	130,000	715,000



## Compliance with Corporate Governance Policies and Practices Monitoring

The Company realizes the importance of good corporate governance. We believe that a well-managed system, visionary Board of Directors and executives, responsibility, a mechanism for power control and balance for making administration to be transparent, accountable, respect for the equality of shareholders, and responsible for all stakeholders are key factors in maximizing value and return to shareholders of the Company in long run. In the year 2020, the Company has complied with the principles of good corporate governance. There is no record of delayed report submission under section 56 for both form 56-1 and form 56-2, including quarterly and yearly financial statements.

For the year 2020, the Company has no events that directors, executives, employees, and related persons violated rules of the use of inside information or traded securities by using inside information. In addition, directors and executives have strictly complied with the Company's Code of Conduct in regard to reporting the purchase and sell of securities of the Company at least 1 day before and after the actual trading date and the changes in the holding securities of the Company under Section 59 of the Securities Exchange Act of B.E. 2559 (No. 5).

The Company had no any actions that violate the laws, Public Limited Companies Act, and regulations of regulatory authorities such as the SEC and the SET. There are also no directors, executives, or related persons violate connected transaction regulations.

## Whistle-Blowing Service

The Board of Directors has set out processes and provided channels for receiving and dealing with complaints of stakeholders through various means as follows:

### Contact Independent Directors

Email : independentdirectors@gfpt.co.th  
Facsimile : 0 2473 8398  
Mail : Independent Directors  
GFPT Public Company Limited  
GFPT Tower, 18th Floor  
No. 312 Rama 2 Road, Bangmod,  
Jomthong, Bangkok 10150

### Contact Board of Directors

Email : bod@gfpt.co.th  
Facsimile : 0 2473 8398  
Mail : Board of Directors  
GFPT Public Company Limited  
GFPT Tower, 18th Floor  
No. 312 Rama 2 Road, Bangmod,  
Jomthong, Bangkok 10150

### Contact Nomination Remuneration and Governance Committee

Email : nrgc@gfpt.co.th  
Facsimile : 0 2473 8398  
Mail : Nomination Remuneration and Governance Committee  
GFPT Public Company Limited  
GFPT Tower, 18th Floor  
No. 312 Rama 2 Road, Bangmod,  
Jomthong, Bangkok 10150

When Independent Directors, directors, Nomination Remuneration and Governance Committee, or any other related persons receive complaint from stakeholders, the Company will primarily consider the matter of the complaint. If the complaint relates to corporate governance or code of conduct, the complaint will be reported to the Nomination Remuneration and Governance Committee to consider and investigate. If the complaint is about fraud or corruption, the complaint will be forwarded to the internal audit department to investigate and further report to the Audit Committee.

The Company has a process in place for dealing with complaints from employees by considering whether the complaint concerns a wrongful act and how serious the offense is in order to impose a fair and accurate penalty to build confidence in protection measure and the confidentiality of the complainant. The employees can report complaints or feedback directly through various channels such as comment box, internal online system (intranet), the Company's e-mail, or send a letter to related departments of the Company such as Human Resource Department, and/or Internal Audit Department as described in the Code of Conduct of the Company. All employees are informed and acknowledge about the complaint process and the Code of Conduct during their orientation.

The Company discloses the process and channels on its Home Page and annual reports to provide confidence for the person who report complaints, the Company strictly keeps all complaints confidential and establishes a process of receiving a complaint and an investigation procedure where the complaints will be only be disclosed to the relevant people.

In 2020, the Company had no complaint in relation to fraud or ethical misconduct or any incident that may cause negative reputation to the Company as the result from the administration of the Board of Directors. Non-executive directors of the Company did not resign due to any CG misconduct. There is no legal dispute on labor issue, consumer right, or business trading activity.

## 8.2 Report of the Audit Committee's Performance in the Past Year

### Performance of the Audit Committee

The key activities of the Audit Committee and the Risk Management Committee during the year 2020 under the duties and responsibilities assigned by the Board of Directors are summarized as follows:

- 1) Review quarterly and annual financial statements and audited financial statements for the accounting period which covers review of compliance of accounting standards, selection of accounting policies and disclosures in notes to financial statements.
- 2) Review transactions and disclosures on related transactions between the Company and the related parties that may have conflict of interest during the year 2020.
- 3) Review independency of performance of internal audit department carried out during the year including adequacy and appropriateness of internal controls and risk management.
- 4) Review legal compliance with rules and regulations related to Securities and Exchange, regulations of the Stock Exchange and other laws related to the business of the Company.
- 5) Review appropriateness of transactions and disclosures on related transactions between the Company and the related parties that may have conflict of interest during the year 2020. The transactions had to be justified and adhere to guidelines published by the Capital Market Supervisory Board.
- 6) Review policies and practices of the Company to ensure compliance with Good Corporate Governance of the Company as guideline given by the Stock Exchange of Thailand.
- 7) Review policies and anti-corruption policy including defined the practice of internal audit system to ensure the Company's operation is concise, appropriate, and effective.
- 8) Review independence, result and opinion of auditor. Also, propose an appointment of auditor of the Company and related audit fees to the Board of Directors to propose to the shareholders' meeting for consideration.
- 9) Meeting with auditor without any executives of the Company to enable auditor to report freely on events and information about the Company. This includes opinion on internal control system of the Company.
- 10) Review internal audit charter to be consistent with the practices and laws once a year.

After reviewing risks discussed above, the Audit Committee have an opinion that the Company and its subsidiaries maintained appropriate and effective internal control system. Therefore, the Audit Committee reasonably believes that financial statements of the Company are reliable and presented fairly. The related transactions that may have conflicts of interest were reasonably executed. The related transactions that are considered being normal business or supporting normal business with general commercial conditions were performed in accordance with the principles approved by the Board of Directors. The related transactions that are considered not being normal business or not supporting normal business were executed under regulations and guidelines of the Securities and Exchange Commission. The information of the related transactions is disclosed in notes to the financial statements of the interim and annual financial statements. For compliance with various laws, there was no material breach or non-compliance. The Audit Committee can perform their duties independently.



## 8.3 Summary of the Other Sub Committee's Performance

### Performance of the Risk Management Committee

The Risk Management Committee of GFPT Public Company Limited consists of 8 members. Each member has appropriate qualification as required by law and the regulations. More importantly, the Risk Management Committee is not appointed to protect the interests of directors or major shareholders.

As assigned by the Board of Directors, the Risk Management Committee's scope of work, duties and responsibilities are to supervise and monitor the performance of the Risk Management Department, review the policy and monitor risk management framework and risk management plan, indicate assessment on risk management, and report the effectiveness and efficiency of risk management. In addition, the Risk Management Committee is responsible to ensure that the managements and executive directors perform their duties with integrity and responsibility to the shareholders of the Company; and in compliance with the Company's policy.

In 2020, the Risk Management Committee held 4 meetings which all members attended the meeting. The Risk Management Committee discussed with the management, the Internal Audit teams, and the Company's auditor in related matters as follows:

#### 1. The risk management of the Company

The Board of Directors appointed the Risk Management Committee (RMC) to help the Audit Committee in order to monitor risk management tasks of all business units to operation efficiently and to mitigate any risk which could either cause an "opportunity" or a "threat". The Risk Management Committee has the duty to monitor and report risk factors appropriately and in a timely manner to avoid mistakes and reduce unexpected impact to the organization, as well as having a duty to promote good corporate governance that is transparent and efficient.

#### 2. Duties and responsibilities

The Risk Management Committee has considered risk policy, risk appetite, and risk tolerance include preparing and reviewing risk management charter and also communicates risk management policy and guidelines to all departments in the organization as risk owner to be consistent and encourage risk management efficiently and effectively. The Risk Management Committee set up risk assessment, key risk indicators; and monitoring and evaluating the risk management of each department in an organization as well as provide suggestion for risk prevention and risk mitigation into an acceptable level.

#### 3. A review of risk management

The Risk Management Committee has considered the risk management policy, planning, and risk management practices that may occur. The Risk Management Committee has regularly discussed and reviewed 7 risk factors consist of strategic risk, operation risk, financial risk, regulatory or related laws risk, reputation and image risk, other risk, and emerging risk. The meeting and discussion including scope of risk among management teams of the Company is held quarterly to consider, review, and revise risk management for improvement.

#### 4. Self-assessment of the Risk Management Committee

The Risk Management Committee performed a self-assessment based on the composition of the Risk Management Committee, meeting attendance, overall performance of the committee, and the relationship between the management and external auditors according to the good practice of the Stock Exchange of Thailand and the Charter of the Risk Management Committee. The Risk Management Committee found that the scope and duties are in accordance with the guidelines of both practices. It contributed to strengthen the good corporate governance. The Risk Management Committee has an opinion that the Risk Management Committee has performed its duties and responsibilities as assigned by using of knowledge, capability, caution, and independent. There is no withholding of obtained information, prohibition or obstacle in obtaining information from the management, employees, and related person. It had also provided useful comments and suggestions for the benefit of all stakeholders.

In summary, the Risk Management Committee has performed well as assigned by the Board of Directors and has followed up the result of risk management consistently. The Risk Management Committee is committed to manage risks posed to the Company continuously and efficiently and to be in line with the guideline practices of good corporate governance, internal control, and the related laws and regulations.

### Performance of the Nomination Remuneration and Governance Committee

The Nomination Remuneration and Governance Committee of the Company consists of 5 members which are 3 independent directors and 2 Board of Directors or executives who are fully qualified by legal and regulations. The Nomination Remuneration and Governance Committee has performed according to the scope of responsibility as assigned by the Board of Directors. In 2020, the Nomination Remuneration and Governance Committee held 3 meetings. The discussions related to roles and responsibilities of the Nomination Remuneration and Governance Committee which can be summarized as follows:

- Review, select and screen qualifications of suitable candidates to be the Board of Directors of the Company by considering appropriateness that will maximize benefit to the Company according to composition of the Board of Directors along with qualifications, knowledge, experience, and expertise. The Nomination Remuneration and Governance Committee will select those candidates who are complete all qualifications to propose to the Meeting of the Board of Directors for approval and present to the Annual General Meeting of Shareholders.
- Conduct an annual performance evaluation of the Board of Directors, Sub-Committees and the Chief Executive Officer at least once a year based on self-assessment guideline provided by the Stock Exchange of Thailand to adapt to fit the Board of Directors' structure, and also report the result to the Board of Directors. In 2020, performance evaluation of the Board of Directors, Sub-Committee, and the Chief Executive Officer are in "good" level that show satisfaction in performance during the past year.
- Review criteria of the remuneration for the directors, sub-committees, and the executives as compare to their duties and responsibilities by considering from comparison of remuneration of directors of other listed companies in the Stock Exchange of Thailand which are in the same or similar industry.
- Regularly review and update corporate governance policies, business ethics handbook, and sub-committees' charter to ensure its up-to-date, appropriateness for nature of business, keeping up with changes rules of regulatory agencies.
- Annually prepare a report on securities holding of directors and executives, results of activities for community, society, and environment as well as results of accepting business ethics complaints of the Company to the Board of Directors including providing an opinion on the Company's practice and to suggest actions to appropriately correct such matter.

According to above operations, the Nomination Remuneration and Governance Committee performs responsibly in accordance with charter of the Nomination Remuneration and Governance Committee as well as focusing on maximum benefit of the Company and all stakeholders.

## 9. Internal Control and Connected Transactions

### 9.1 Internal Control

Board of Directors and executives of the Company emphasize on having effective internal control system in order to mitigate business risks and prevent possible damage. The Company has set measurable goals and action plans as guidance for operations. The organization structure is set up to support and encourage the management to operate efficiently and effectively in accordance with the regulations and policies.

In addition, The Company also authorize the Audit Committee to oversee appropriateness of internal control system of the Company and its subsidiaries. The Audit Committee regularly review work of internal audit, monitors the operation of the Company and its subsidiaries in order to prevent conflicts of interests as well as related transactions to safe guard the Company's assets; reviews the effectiveness of operational control of the Company in various aspects. The Company sets up an independent internal audit department to evaluate operational efficiency and adequacy of the internal control system.

#### Summary of the Company's internal control system:

1. The Company has defined the duties and authority of the executives and employees in written policy. The separation of duties and line of authorities among workers and supervisors as well as evaluation process can promote check and balance system, enhance business transparency, prevent business fraud, avoid intellectual property, and set up anti-corruption measures. The Company defines operational procedures by considering the benefit of the Company.
2. The Company recognizes the importance of developing an information system and IT security policy that provides update, correct, and sufficient information to the executives and Board of Directors to make decisions.
3. The Company reviews its actual operational performance to the target in a quarterly basis. In case that the actual is significantly below target, the management will assign the internal audit team to investigate for possible causes, provide suggestions, and report to the Board.

In addition, the Board of Directors has evaluated the adequacy of the internal control system annually in accordance with internal control framework of the Stock Exchange of Thailand which is based on COSO (The Committee of Sponsoring Organizations of the Tread Way Commission) which consists of 5 elements that cover the following areas:

#### 1. Control Environment

The Company had set up a good internal control environment by defining clear organizational structure, business goals, and Key Performance Indicators (KPI) to evaluate efficiency of operational performance to be in line with the Company's goals. The Company had written working manual as guideline for business operations. In addition, the Company encourages management, employees, and its affiliates to recognize the importance of Good Corporate Governance by having business ethics for directors, executives and employees. The Company also encourages anti-corruption by providing training to employees on an annual basis. As a result, the operation will be fair and transparent to all stakeholders.



## 2. Risk Assessment

The Company realizes the importance of potential risk management that may affect objectives and goals of the Company. The Company has established risk management policy, the Risk Management Committee is responsible for monitoring risk management process and risk assessment of the Company regularly by setting up the Risk Management Committee meeting at least 4 times per year and report risk assessment results to the Board of Directors to consider and acknowledge. The Company evaluates and analyzes both internal and external risks by preparing Key Risk Indicator (KRI) to be used as a tool for early warning for all significant enterprise risks and department risks including strategic risk, operational risk, financial risk, compliance risk, reputational risk, other risk, and emerging risk. The results will be reported to the Risk Management Committee regularly. In addition, risk factors that may affect the Company are reviewed on annual basis.

## 3. Control Activities

The Company has appropriate and adequate control measures. The Company clearly separates duties and responsibilities of each position. The Company also had operational guideline that suits its operational structure and current practices. The operational performance is regularly reviewed in compliance with the rules, regulations, article of associations and authorization and working manual. This is to ensure that the performance had adequate internal control system and operational efficiency.

## 4. Information Technology (IT) and data communication

The Company realizes the importance of IT and communication system and continuously encouraged improvement of the system, security system has been tightened and standardized to ensure that all information is accurate and up-to-date. An efficient and modern IT system is adopted to guarantee the safety of the information. Therefore, information will be used to make business decisions properly and accurately. Intranet function is initiated as a communication channel within the organization to broadcast policy, regulations and working manual and other bulletins. In addition, there is an Investor Relations department which is responsible for coordinating with various investors to obtain information about the operation and investment of the Company through a quick and easy access channels such as the Company's website, E-mail, etc.

## 5. Monitoring Activities

The Company continuously monitors and evaluates effectiveness of internal control process to ensure that the Company's internal control is sufficient and effective. The Board of Directors conducts an internal control system that covers all fields such as accounting and finance, operation, compliance with laws and regulations, Information Technology, and safe guard of assets. Internal audit department was assigned to be in charge of this duty and evaluated performance according to annual audit plan in order to ensure that what is detected in an audit or review have been appropriately updated.

From above internal control system areas, the Audit Committee proposed to the Board of Directors meeting No.1/2020 dated 23 January 2020 to consider the Company's internal control system. The Board of Directors has evaluated internal control system and a review of the management with same opinion as the Audit Committee that the internal control of the Company and its subsidiaries is sufficient and appropriate with the Company's operation. The Company has provided adequate personnel to implement the system effectively to minimize business risk and prevent Company's assets from misuse of executives by defining guidelines for Human Resource management in accordance with anticorruption policy, guidelines for internal control to prevent the corruption to government officials as well as any transactions with persons who may have conflicts of interest and related persons sufficiently. The sufficiency of internal control is evaluated annually and compliance with regulations of the Securities and Exchange Commission including fundamental law, section 123/5, anti-corruption policy B.E.2542 and B.E.2558 (revised No.3). In addition, internal control department reviews and monitors operations of each department within the Company to ensure compliance with internal control practices. In case that significant error is found, internal control department will report to the Executive Committee and the Audit Committee and Risk Management Committee for resolutions.

In addition, SAM NAK-NGAN A.M.C. Co., Ltd., the Company's auditor audited the quarterly and annual financial statements of the Company and its subsidiaries for year 2020 and had an opinion that no material deficiency found to be impact on results of the Company.

The Board of Directors has appointed Mr.Theerasak Piamsuphakpong to be Director of Internal Audit Department of the Company since January 1, 2011 because he has extensive experience in performing internal audit and attended training courses related to internal control practices. He has good understanding in Company's business and operations. He also passed selection process by the Audit Committee. Therefore, the Company considered it to be appropriate to appoint him to perform such duties.

However, the Company appreciates recommendations and comments from the auditor, the Risk Management Committee and the Audit Committee and to improve internal control system to be more efficient and effective.





## 9.2 Connected Transactions

The Company, its subsidiaries, and related companies had inter-transactions within the Group which are normal business transactions between the Company, its subsidiaries, and related companies in accordance with general trading conditions.

### Procedure for Approval of Inter-Transactions

The Board of Directors carefully and properly considers potential conflict of interest or related transactions under ethical framework which moderated by the Audit Committee in order to comply with requirements of the Securities and Exchange Commission, The Stock Exchange of Thailand, and the Accounting Standards set by the Federation of Accounting Professions. The Board of Directors also considers to disclose information about related transactions that may have a conflict of interest to the public with accuracy and completeness. The management has mandate to execute the related transactions, as considering being a general trading transaction in which the transactions are undertaken without the influence of their status as being directors, executives, or related persons. The transactions are carried out as normal business transaction with fair and proper price as if they are undertaken with other third parties.

### Reason for Inter-Transactions

According to the approval process of the inter-transactions, the Company shall execute the inter-transactions similarly to other normal business transaction which allows the authorized persons to approve within credit limit. Moreover, the Audit Committee is responsible for reviewing the inter-transactions of the Company, its subsidiaries, related companies, and related persons quarterly to eliminate conflicts of interest for the best interest of the Company. For the inter-transactions occurred in 2020, the term and condition of the inter-transactions were fair and reasonable which were approved by the management or the Board of Directors before the transaction occurred. For the year ended December 31, 2020 and 2019, the Company, its subsidiaries, and related companies had the inter-transactions which were disclosed in the notes to audited financial statements by the Company's auditor. The Audit Committee reviewed and had opinion that all inter-transactions were carried out as normal business transaction with normal terms and conditions.

### Inter-Transactions in the Future

In the future, the inter-transactions of the Company shall be carried out as normal business transactions in compliance with the regulations of the Stock Exchange of Thailand or other related organizations strictly. The inter-transactions shall be considered under the reasonableness and commercial appropriateness to treat shareholders and stakeholders equally according to the "Corporate Governance Policy". However, the inter-transactions, that may be carried out in the future, shall be executed according to the approval process as mentioned above.

## Inter-Transactions in the Current Year and the Previous Year

For the year 2020 and 2019, the Company, its subsidiaries and related companies had inter-transactions disclosed in notes to audited financial statements, note 6: Inter-transactions with related companies, details are as follows:

Related Companies/ Relationship among the Companies	Type of transactions	31 Dec 2020 (MB)		31 Dec 2019 (MB)		Reasons and Necessity of the Transactions / Pricing Condition
		Separate FS.	Consolidated FS.	Separate FS.	Consolidated FS.	
1. P. Charoen Phan Feedmill Co., Ltd. / Common Management	1. Sales 2. Purchases 3. Rental Income 4. Other Income 5. Rental Expenses 6. Expenses	- - - 0.69 - 2.13	460.95 621.93 0.60 24.17 - 7.89	- - - 0.66 7.92 2.19	478.73 771.72 0.60 26.25 22.02 22.65	Providing rental office building / Pricing by Independent Appraiser based on Market Price Selling broiler / Pricing by Contract Price based on Market Price
2. P. Charoen Phan Produce Co., Ltd. / Common Management	1. Rental Expenses	-	-	1.15	2.65	Providing land lease and buildings / Pricing by Contract Price
3. P. Charoen Phan G.P.Farm Co., Ltd. / Common Management	1. Rental Expenses	-	-	-	0.48	Providing land lease for broiler farms / Pricing by Contract Price
4. Krungthai Aqua-Culture Co., Ltd. / Common Management	1. Sales 2. Purchases 3. Other Income	- - -	25.39 2,114.98 13.00	- - -	27.49 1,918.34 15.14	Expertise in corn supply for feed production / Pricing by Market Price
5. M.K.S.Condotown Co., Ltd. / Common Management	1. Other Income 2. Rental Expenses 3. Expenses	2.30 - 0.08	2.31 - 0.08	2.40 0.36 0.07	2.40 0.36 0.07	Providing rental accommodations / Pricing by Market Price
6. Nichirei Foods Inc. / Major Shareholder of joint venture	1. Sales 2. Other Income	498.24 0.08	498.24 0.08	790.93 -	790.93 -	Purchasing Chicken Processing Products / Pricing by Market Price
7. Keystone Foods (AP) LTD. / Shareholding by Keystone Foods Inc.	1. Sales	585.52	585.52	915.00	915.00	Purchasing Chicken Processing Products / Pricing by Market Price
8. Surapon Foods Public Co., Ltd. / Related to the Associated Company by Shareholding of Surapon Nichirei Foods Co., Ltd.	1. Sales 2. Other Income	0.47 -	0.47 -	2.31 0.30	2.31 0.30	Purchasing Chicken Meat Products / Pricing by Market Price
9. MCKEY FOODS (CHINA)	1. Sales	14.53	14.53	54.88	54.88	Purchasing Chicken Processing Products / Pricing by Market Price
10. MCKEY KOREA LLC	1. Sales	-	-	4.16	4.16	Purchasing Chicken Processing Products / Pricing by Market Price
11. Related Persons / Directors and Shareholders and Related Persons with Directors and Shareholders	1. Interest Expenses	68.86	108.47	54.64	96.10	According to the Extraordinary General Meeting No. 1/2013 held on 12 December 2013, resolved to approve the Company and its subsidiaries to receive financial assistance from related persons to enhance the liquidity of the Company with loan amount not exceeding 2,000 million Baht, carried interest rate not exceeding 5.50% per year which will be matured in January 2024

## Report of the Board of Directors' Responsibilities for Financial Statements

The Board of Directors is responsible for the separate and the consolidated financial statements of the Company and its subsidiaries as well as financial information presented in this annual report. The aforementioned financial statements have been prepared in accordance with the Accounting Standard, the Financial Reporting Standards, the Interpretation and Accounting Practices set by Federation of Accounting Professions, the related regulations of the Securities and Exchange Commission and the Stock Exchange of Thailand, and the generally accepted accounting principles of Thailand. The consolidated and separate financial statements of the Company and its subsidiaries have applied appropriate accounting policies, thoughtful judgment, and best estimation. Material information is adequately disclosed in the notes to financial statements for shareholders and investors.

The Board of Directors has provided and maintained the efficient internal control system to ensure that the accounting records are accurate, complete, and adequate to safeguard its assets and to identify any weakness, and to prevent any fraud or any material deficiency in the operations. The Board of Directors understands the importance of business's integrity and ethics; thus, the Board of Directors regularly analyzed the possible impacts of business risks and mitigated the risk factors into a reasonable level.

The Board of Directors has appointed an Audit Committee to review the accounting policies, the quality of financial statements, internal control system, internal audit, and information disclosure of inter-transaction. The comments on these issues are readily included the Audit Committee's Report in this annual report.

The consolidated and separate financial statements of the Company and its subsidiaries were audited by the auditor from SAM NAK-NGAN A.M.C. Co., Ltd. The Audit Committee provided the sufficient and adequate information and documents to the auditor in accordance with auditing standards. The auditor's comments on the consolidated and separate financial statements of the Company and its subsidiaries are shown in the Auditor's Report in this annual report.

The Board of Directors has an opinion that the internal control system of the Company is effective. It is confidence that the consolidated and separate financial statements of GFPT Public Company Limited and its subsidiaries for the year ended December 31, 2020 is reliable in accordance with generally accepted accounting principles, laws, and related regulations.



**Mr. Virach Sirimongkolkasem**

Managing Director



**Dr. Anan Sirimongkolkasem**

Chairman of Executive Committee











# **FINANCIAL STATEMENTS 2020**

**GFPT PUBLIC COMPANY LIMITED**



# AUDITOR'S REPORT

## To the Shareholders and the Board of Directors of GFPT PUBLIC COMPANY LIMITED

### Opinion

I have audited the accompanying consolidated and separate financial statements of GFPT PUBLIC COMPANY LIMITED and its subsidiary companies ("The Group") and also of GFPT PUBLIC COMPANY LIMITED only ("The Company"), respectively, which comprise the consolidated and separate statements of financial positions as at December 31, 2020, and the related consolidated and separate statements of comprehensive income, changes in shareholders' equity and cash flows for the year then ended, and notes to the consolidated and separate financial statements and a summary of significant accounting policies.

In my opinion, the consolidated and separate financial statements referred to above present fairly, in all material respects, the consolidated and separate financial position of GFPT PUBLIC COMPANY LIMITED and its subsidiary companies and also of GFPT PUBLIC COMPANY LIMITED only, respectively, as at December 31, 2020, and of their consolidated and separate financial performance and cash flows for the year then ended in accordance with Thai Financial Reporting Standards.

### Basis for opinion

I conducted my audit in accordance with Thai Standards on Auditing. My responsibilities under those standards are further described in the Auditor's Responsibilities for the Audit of the Financial Statements section of my report. I am independent of the Group and the Company in accordance with the Federation of Accounting Professions' Code of Ethics for Professional Accountants together with the ethical requirements that are relevant to my audit of the consolidated and separate financial statements, and I have fulfilled my other ethical responsibilities in accordance with these requirements. I believe that the audit evidence I have obtained is sufficient and appropriate to provide a basis for my opinion.

### Key audit matters

Key audit matters are those matters that, in my professional judgment, were of most significance in my audit of the consolidated and separate financial statements of the current period. These matters were addressed in the context of my audit of the consolidated and separate financial statements as a whole, and in forming my opinion thereon, and I do not provide a separate opinion on these matters.

#### 1. Allowance for expected credit losses

Allowance for expected credit losses is one of key matters that the management is required to exercise judgement to identify the allowance for credit losses, expected loss rate and forward-looking to the ability of receivable to settle the debts. As aforementioned matter is significant to the financial statements and involves a significant management judgment and various assumptions applied; therefore, I have determined as a key audit matter. The accounting policies and details of allowance for expected credit losses were disclosed in note to financial statements No. 4.2 and 9.

#### How my audit addressed the key audit matter

I assessed the method and gaining an understanding of the basis applied in determining the allowance for expected credit losses and reviewing the reasonableness of assumptions. I examined the adequacy of allowance for expected credit losses by testing on a sampling basis, data used in the calculation of allowance for expected credit losses, the status of outstanding, aging of receivable and considering the collection after the end of reporting period including examining any receivable which has legal proceeding to identified the indication of impairment loss for individual receivable and the calculation of allowance for expected credit losses, as well as the adequacy and appropriate of disclosure in the financial statements in accordance with Thai Financial Reporting Standards.

## 2. Allowance for decline in value of inventories

The Company shall report the value of the inventories at the lower of cost or net realizable value. Determining the net realizable value of inventories is an area requiring significant management judgment. Therefore, there is a risk with respect to the amount of provision set aside for diminution in the value of inventory; this is focus area in my audit. The accounting policies and details of allowance for diminution in value of inventory were disclosed in note to financial statements No. 4.4 and 10.

### How my audit addressed the key audit matter

I assessed the method and gaining an understanding of the basis applied in determining the provision for diminution in value of inventory and reviewing the consistency of the application of that basis. Apart from this, my procedures included testing the calculation of the measurement of net realizable value of inventories by comparing the cost of inventories against net realizable value including related selling expenses and examined supporting documents on a sampling basis for actual sales transactions occurring after the period-end and others related supporting document as well as evaluating the adequacy and appropriate of related disclosures in the financial statements in accordance with Thai Financial Reporting Standards.

## Other information

Management is responsible for the other information. The other information comprises the information included in the annual report, but does not include the consolidated and separate financial statements and my auditor's report thereon the annual report is expected to be made available to me after the date of this auditor's report.

My opinion on the consolidated and separate financial statements does not cover the other information and I will not express any form of assurance conclusion thereon.

In connection with my audit of the consolidated and separate financial statements, my responsibility is to read the other information and, in doing so, consider whether the other information is materially inconsistent with the consolidated and separate financial statements or my knowledge obtained in the audit, or otherwise appears to be materially misstated.

When I read the annual report of the Group, if I conclude that there is a material misstatement therein, I am required to communicate the matter to those charged with governance for correction of the misstatement.

## Responsibilities of management and those charged with governance for the financial statements

Management is responsible for the preparation and fair presentation of the consolidated and separate financial statements in accordance with Thai Financial Reporting Standards, and for such internal control as management determines is necessary to enable the preparation of consolidated and separate financial statements that are free from material misstatement, whether due to fraud or error.

In preparing the consolidated and separate financial statements, management is responsible for assessing the Group's and the Company's ability to continue as a going concern, disclosing, as applicable, matters related to going concern and using the going concern basis of accounting unless management either intends to liquidate the Group and the Company or to cease operations, or has no realistic alternative but to do so.

Those charged with governance are responsible for overseeing the Group's and the Company's financial reporting process.

## Auditor's responsibilities for the audit of the financial statements

My objectives are to obtain reasonable assurance about whether the consolidated and separate financial statements as a whole are free from material misstatement, whether due to fraud or error, and to issue an auditor's report that includes my opinion. Reasonable assurance is a high level of assurance, but is not a guarantee that an audit conducted in accordance with Thai Standards on Auditing will always detect a material misstatement when it exists.

Misstatements can arise from fraud or error and are considered material if, individually or in the aggregate, they could reasonably be expected to influence the economic decisions of users taken on the basis of these consolidated and separate financial statements.

As part of an audit in accordance with Thai Standards on Auditing, I exercise professional judgment and maintain professional skepticism throughout the audit. I also :-

- Identify and assess the risks of material misstatement of the consolidated and separate financial statements, whether due to fraud or error, design and perform audit procedures responsive to those risks, and obtain audit evidence that is sufficient and appropriate to provide a basis for my opinion. The risk of not detecting a material misstatement resulting from fraud is higher than for one resulting from error, as fraud may involve collusion, forgery, intentional omissions, misrepresentations, or the override of internal control.
- Obtain an understanding of internal control relevant to the audit in order to design audit procedures that are appropriate in the circumstances, but not for the purpose of expressing an opinion on the effectiveness of the Group's and the Company's internal control.
- Evaluate the appropriateness of accounting policies used and the reasonableness of accounting estimates and related disclosures made by management.
- Conclude on the appropriateness of management's use of the going concern basis of accounting and, based on the audit evidence obtained, whether a material uncertainty exists related to events or conditions that may cast significant doubt on the Group's and the Company's ability to continue as a going concern. If I conclude that a material uncertainty exists, I am required to draw attention in my auditor's report to the related disclosures in the consolidated and separate financial statements or, if such disclosures are inadequate, to modify my opinion. My conclusions are based on the audit evidence obtained up to the date of my auditor's report. However, future events or conditions may cause the Group and the Company to cease to continue as a going concern.
- Evaluate the overall presentation, structure and content of the consolidated and separate financial statements, including the disclosures, and whether the consolidated and separate financial statements represent the underlying transactions and events in a manner that achieves fair presentation.
- Obtain sufficient appropriate audit evidence regarding the financial information of the entities or business activities within the Group to express an opinion on the consolidated financial statements. I am responsible for the direction, supervision and performance of the group audit. I remain solely responsible for my audit opinion.



I communicate with those charged with governance regarding, among other matters, the planned scope and timing of the audit and significant audit findings, including any significant deficiencies in internal control that I identify during my audit.

I also provide those charged with governance with a statement that I have complied with relevant ethical requirements regarding independence, and to communicate with them all relationships and other matters that may reasonably be thought to bear on my independence, and where applicable, related safeguards.

From the matters communicated with those charged with governance, I determine those matters that were of most significance in the audit of the consolidated and separate financial statements of the current period and are therefore the key audit matters. I describe these matters in my auditor's report unless law or regulation precludes public disclosure about the matter or when, in extremely rare circumstances, I determine that a matter should not be communicated in my report because the adverse consequences of doing so would reasonably be expected to outweigh the public interest benefits of such communication.

The engagement partner on the audit resulting in this independent auditor's report is

**SAM NAK-NGAN A.M.C. Co., Ltd.**



**Mr. Naris Saowalaksakul**

Certified Public Accountant

Registration No. 5369

Bangkok,

February 19, 2021



**GFPT PUBLIC COMPANY LIMITED AND ITS SUBSIDIARY COMPANIES**  
**STATEMENTS OF FINANCIAL POSITION**  
**AS AT DECEMBER 31, 2020**

(Unit : Baht)

	Notes	Consolidated financial statements		Separate financial statements	
		As at		As at	
		December 31, 2020	December 31, 2019	December 31, 2020	December 31, 2019
<u>Assets</u>					
Current assets					
Cash and cash equivalents	8	1,187,463,372.17	1,087,255,187.45	335,104,708.82	74,018,850.74
Trade and other receivables	6.1 and 9	715,058,975.88	889,859,240.56	306,894,743.85	438,463,132.23
Inventories	10	3,798,303,055.17	3,716,828,973.42	507,117,475.84	334,724,858.68
Derivative assets	32.1	3,548,483.79	-	940,249.58	-
Other current assets		33,448,961.84	19,595,012.40	28,139,639.25	14,130,299.31
Total current assets		5,737,822,848.85	5,713,538,413.83	1,178,196,817.34	861,337,140.96
Non-current assets					
Investments in associates	11	3,159,111,599.49	2,891,820,118.08	1,525,859,700.00	1,525,859,700.00
Investments in subsidiaries	12	-	-	1,797,573,542.35	1,796,873,542.35
Non-current biological assets					
Grandparent chickens	13.1	101,980,806.99	99,896,881.05	-	-
Parent chickens	13.2	402,336,008.98	438,393,831.59	-	-
Investment property	14	340,524,463.92	346,906,515.83	221,538,253.59	229,096,803.71
Property, plant and equipment	15	10,045,268,502.82	9,038,063,822.40	1,962,204,893.17	1,345,939,305.78
Right-of-use assets	16	379,484,456.85	-	142,005,638.99	-
Deferred tax assets	17	118,290,617.33	180,281,234.67	38,066,287.75	95,316,137.26
Intangible assets	18	26,447,775.51	41,385,925.37	2,011,903.80	4,000,366.60
Prepaid rental expense	6.1 and 19	-	17,499,999.60	-	-
Goodwill		1,294,911.36	1,294,911.36	-	-
Other non-current assets		97,204,476.37	51,014,276.80	73,259,335.97	22,481,283.73
Total non-current assets		14,671,943,619.62	13,106,557,516.75	5,762,519,555.62	5,019,567,139.43
Total assets		20,409,766,468.47	18,820,095,930.58	6,940,716,372.96	5,880,904,280.39

Notes to the financial statements are an integral part of these statements.

**GFPT PUBLIC COMPANY LIMITED AND ITS SUBSIDIARY COMPANIES**  
**STATEMENTS OF FINANCIAL POSITION**  
**AS AT DECEMBER 31, 2020**

(Unit : Baht)

		Consolidated financial statements		Separate financial statements	
		As at		As at	
	Notes	December 31, 2020	December 31, 2019	December 31, 2020	December 31, 2019
<u>Liabilities and shareholders' equity</u>					
Current liabilities					
Short-term loans from financial institutions	20 and 21	700,000,000.00	830,000,000.00	700,000,000.00	830,000,000.00
Short-term loans from subsidiary	6.1	-	-	30,000,000.00	30,000,000.00
Trade and other payables	6.1 and 22	1,080,427,045.86	982,014,749.69	326,984,136.13	435,400,699.10
Current portion of deferred rental income	6.1 and 24	9,759,466.76	9,173,147.54	7,850,000.00	7,850,000.00
Current portion of long-term loans from related persons	6.1	553,000,000.00	-	393,000,000.00	-
Current portion of lease liabilities	16	19,125,042.09	-	5,524,361.12	-
Income tax payable		97,691,796.97	82,645,947.02	48,372,199.44	-
Derivative liabilities	32.1	17,892,997.84	-	1,775,255.80	-
Other current liabilities		37,834,873.89	33,186,408.22	15,087,157.86	13,103,371.57
Total current liabilities		2,515,731,223.41	1,937,020,252.47	1,528,593,110.35	1,316,354,070.67
Non-current liabilities					
Long-term loans from related persons	6.1	2,160,000,000.00	2,594,400,000.00	1,489,600,000.00	1,636,400,000.00
Deferred rental income	6.1 and 24	97,997,309.08	106,756,775.84	68,033,333.20	75,883,333.20
Lease liabilities	16	344,346,709.63	-	136,712,331.50	-
Employee benefit obligations	23	568,124,486.94	551,446,511.00	226,806,366.60	222,159,650.00
Other non-current liabilities		14,138,450.16	15,429,560.16	7,564,348.16	8,320,958.16
Total non-current liabilities		3,184,606,955.81	3,268,032,847.00	1,928,716,379.46	1,942,763,941.36
Total liabilities		5,700,338,179.22	5,205,053,099.47	3,457,309,489.81	3,259,118,012.03

Notes to the financial statements are an integral part of these statements.



**GFPT PUBLIC COMPANY LIMITED AND ITS SUBSIDIARY COMPANIES**  
**STATEMENTS OF FINANCIAL POSITION**  
**AS AT DECEMBER 31,2020**

(Unit : Baht)

	Notes	Consolidated financial statements		Separate financial statements	
		As at		As at	
		December 31, 2020	December 31, 2019	December 31, 2020	December 31, 2019
Shareholders' equity					
Share capital	25				
Authorized share capital					
1,400,000,000 ordinary shares @ Baht 1.00		1,400,000,000.00	1,400,000,000.00	1,400,000,000.00	1,400,000,000.00
Issued and paid-up share capital					
1,253,821,000 ordinary shares @ Baht 1.00		1,253,821,000.00	1,253,821,000.00	1,253,821,000.00	1,253,821,000.00
Premium on ordinary shares	26	525,000,000.00	525,000,000.00	525,000,000.00	525,000,000.00
Retained earnings					
Appropriated					
Legal reserve	26	140,000,000.00	140,000,000.00	140,000,000.00	140,000,000.00
Unappropriated		12,654,020,150.96	11,555,599,764.17	1,564,585,883.15	702,965,268.36
Other components of shareholders' equity		10,586,390.98	10,495,921.05	-	-
Total shareholders' equity of the Company		14,583,427,541.94	13,484,916,685.22	3,483,406,883.15	2,621,786,268.36
Non-controlling interests		126,000,747.31	130,126,145.89	-	-
Total shareholders' equity		14,709,428,289.25	13,615,042,831.11	3,483,406,883.15	2,621,786,268.36
Total liabilities and shareholder's equity		20,409,766,468.47	18,820,095,930.58	6,940,716,372.96	5,880,904,280.39

Notes to the financial statements are an integral part of these statements.

**GFPT PUBLIC COMPANY LIMITED AND ITS SUBSIDIARY COMPANIES**  
**STATEMENTS OF COMPREHENSIVE INCOME**  
**FOR THE YEAR ENDED DECEMBER 31, 2020**

(Unit : Baht)

	Notes	Consolidated financial statements		Separate financial statements	
		2020	2019	2020	2019
Revenue from sales		14,471,022,678.07	16,863,738,759.20	6,559,407,504.57	8,447,092,873.39
Cost of sales	10	(12,361,495,111.52)	(14,443,470,289.22)	(5,785,023,630.58)	(7,667,012,819.46)
Gross profit		2,109,527,566.55	2,420,268,469.98	774,383,873.99	780,080,053.93
Dividend income from associate	11	-	-	84,769,827.00	48,999,900.00
Dividend income from subsidiary	12	-	-	491,399,025.00	-
Other income		465,540,198.36	275,979,998.46	335,279,397.62	144,367,045.86
Gain (loss) from exchange rate		56,614,915.68	(5,335,772.78)	21,928,213.52	31,619,119.09
Loss from derivative		(11,100,639.21)	-	(625,360.22)	-
Selling expenses		(475,157,283.31)	(540,067,343.70)	(116,166,415.28)	(142,768,793.03)
Administrative expenses		(848,301,508.05)	(866,505,264.66)	(301,420,895.67)	(369,577,689.39)
Profit from operating activities		1,297,123,250.02	1,284,340,087.30	1,289,547,665.96	492,719,636.46
Share of profit from associates		354,915,197.27	255,901,417.38	-	-
Finance costs		(91,029,906.79)	(79,390,663.16)	(68,968,694.64)	(71,268,351.89)
Profit before income tax		1,561,008,540.50	1,460,850,841.52	1,220,578,971.32	421,451,284.57
Income tax expenses	29	(204,015,527.49)	(257,797,781.35)	(108,079,159.73)	(103,142,461.20)
Profit for the year		1,356,993,013.01	1,203,053,060.17	1,112,499,811.59	318,308,823.37
Other comprehensive income		-	-	-	-
Total comprehensive income for the year		1,356,993,013.01	1,203,053,060.17	1,112,499,811.59	318,308,823.37
Profit attributable to :					
Equity holders of the GFPT PUBLIC COMPANY LIMITED		1,351,726,966.66	1,195,450,160.35		
Non-controlling interests		5,266,046.35	7,602,899.82		
		1,356,993,013.01	1,203,053,060.17		
Basic earnings per share	30				
GFPT PUBLIC COMPANY LIMITED (Unit : Baht)		1.08	0.95	0.89	0.25

Notes to the financial statements are an integral part of these statements.

**GFPT PUBLIC COMPANY LIMITED AND ITS SUBSIDIARY COMPANIES**  
**STATEMENTS OF CHANGES IN SHAREHOLDERS' EQUITY**  
**FOR THE YEAR ENDED DECEMBER 31, 2020**

**Consolidated financial statements**

	Notes	Issued and paid-up share capital	Share premium account	Retained earnings		Other component of equity		Non-controlling interests	Total	Total	(Unit : Baht)
				Appropriated legal reserve	Unappropriated	Change in shareholding ratio in subsidiary companies under common control					
Balance as at January 1, 2019		1,253,821,000.00	525,000,000.00	140,000,000.00	10,673,558,403.82	10,176,432.66	12,602,555,836.48	123,638,734.46	12,726,194,570.94		
Profit for the year		-	-	-	1,195,450,160.35	-	1,195,450,160.35	7,602,899.82	1,203,053,060.17		
Other comprehensive income for the year		-	-	-	-	-	-	-	-		
Total comprehensive income for the year		-	-	-	1,195,450,160.35	-	1,195,450,160.35	7,602,899.82	1,203,053,060.17		
Discount from purchasing the investment in subsidiary		-	-	-	-	319,488.39	319,488.39	-	319,488.39		
Non-controlling interest of subsidiary decrease		-	-	-	-	-	-	(1,115,488.39)	(1,115,488.39)		
Dividend payment	27.2	-	-	-	(313,408,800.00)	-	(313,408,800.00)	-	(313,408,800.00)		
Balance as at December 31, 2019 (Previously reported)		-	525,000,000.00	140,000,000.00	11,555,599,764.17	10,495,921.05	13,484,916,685.22	130,126,145.89	13,615,042,831.11		
The impact of first-time adoption of new accounting standards	5	-	-	-	(2,595,099.87)	-	(2,595,099.87)	-	(2,595,099.87)		
Balance as at January 1, 2020 (Restated)		1,253,821,000.00	525,000,000.00	140,000,000.00	11,553,004,664.30	10,495,921.05	13,482,321,585.35	130,126,145.89	13,612,447,731.24		
Profit for the year		-	-	-	1,351,726,966.66	-	1,351,726,966.66	5,266,046.35	1,356,993,013.01		
Other comprehensive income for the year		-	-	-	-	-	-	-	-		
Total comprehensive income for the year		-	-	-	1,351,726,966.66	-	1,351,726,966.66	5,266,046.35	1,356,993,013.01		
Discount from purchasing the investment in subsidiary		-	-	-	-	90,469.93	90,469.93	-	90,469.93		
Non-controlling interest of subsidiary decrease		-	-	-	-	-	-	(790,469.93)	(790,469.93)		
Dividend payment	27.1	-	-	-	(250,711,480.00)	-	(250,711,480.00)	(8,600,975.00)	(259,312,455.00)		
Balance as at December 31, 2020		1,253,821,000.00	525,000,000.00	140,000,000.00	12,654,020,150.96	10,586,390.98	14,583,427,541.94	126,000,747.31	14,709,428,289.25		

Notes to the financial statements are an integral part of these statements.



**GFPT PUBLIC COMPANY LIMITED AND ITS SUBSIDIARY COMPANIES**  
**STATEMENTS OF CHANGES IN SHAREHOLDERS' EQUITY**  
**FOR THE YEAR ENDED DECEMBER 31, 2020**

**Separate financial statements**

(Unit : Baht)

	Notes	Issued and paid-up share capital	Share premium account	Retained earnings		Total
				Appropriated legal reserve	Unappropriated	
Balance as at January 1, 2019		1,253,821,000.00	525,000,000.00	140,000,000.00	698,065,244.99	2,616,886,244.99
Profit for the year		-	-	-	318,308,823.37	318,308,823.37
Other comprehensive income for the year		-	-	-	-	-
Total comprehensive income for the year		-	-	-	318,308,823.37	318,308,823.37
Dividend payment	27.2	-	-	-	(313,408,800.00)	(313,408,800.00)
Balance as at December 31, 2019 (Previously reported)		1,253,821,000.00	525,000,000.00	140,000,000.00	702,965,268.36	2,621,786,268.36
The impact of first-time adoption of new accounting standards	5	-	-	-	(167,716.80)	(167,716.80)
Balance as at January 1, 2020 (Restated)		1,253,821,000.00	525,000,000.00	140,000,000.00	702,797,551.56	2,621,618,551.56
Profit for the year		-	-	-	1,112,499,811.59	1,112,499,811.59
Other comprehensive income for the year		-	-	-	-	-
Total comprehensive income for the year		-	-	-	1,112,499,811.59	1,112,499,811.59
Dividend payment	27.1	-	-	-	(250,711,480.00)	(250,711,480.00)
Balance as at December 31, 2020		1,253,821,000.00	525,000,000.00	140,000,000.00	1,564,585,883.15	3,483,406,883.15

Notes to the financial statements are an integral part of these statements.

## GFPT PUBLIC COMPANY LIMITED AND ITS SUBSIDIARY COMPANIES

## STATEMENTS OF CASH FLOW

## FOR THE YEAR ENDED DECEMBER 31, 2020

(Unit : Baht)

	Consolidated financial statements		Separate financial statements	
	2020	2019	2020	2019
Cash flows from operating activities				
Profit for the year	1,356,993,013.01	1,203,053,060.17	1,112,499,811.59	318,308,823.37
Adjustment to profit for the year for cash received (payment) from operation				
Depreciation-grandparent chickens	121,719,116.95	130,676,991.24	-	-
Depreciation-parent chickens	444,730,965.39	443,189,950.06	-	-
Depreciation-investment property	6,382,051.91	6,365,229.29	7,749,998.22	7,746,230.75
Depreciation-property, plant and equipment	711,913,630.94	722,868,334.00	139,649,863.09	150,940,109.99
Depreciation-right-of-use assets	26,039,051.78	-	7,653,156.84	-
Amortization expenses	15,768,110.22	16,483,816.94	2,494,285.89	3,487,015.15
Loss from written off assets damaged and dilapidation	5,229,533.62	15,584,420.00	4,585,407.43	12,282,537.61
(Reversal) doubtful debts-trade and other receivables	1,261,399.72	(1,546,836.47)	-	-
(Gain) loss from sales of retired grandparent chickens	5,312,111.27	(636,454.06)	-	-
Loss from sales of retired parent chickens	79,796,627.05	4,983,155.63	-	-
Loss from value of disposal of chicks	2,049,317.65	1,613,579.99	-	-
Reversal loss from decline in value of inventories	(4,431,233.50)	(17,952,700.78)	(2,360,040.49)	(8,343,966.55)
Gain from sales of investment property	-	-	(119,999.00)	-
(Gain) loss from sales of property, plant and equipment	(3,333,160.01)	17,433,200.12	(1,731,065.99)	22,891,736.88
Gain from unrealized of lease	(32,254.28)	-	-	-
(Gain) loss from unrealized exchange rate	55,684.07	(367,836.58)	24,265.88	242,202.49
Loss from adjustment of fair value of derivative	14,344,931.60	-	835,006.22	-
Dividend from investment in subsidiary	-	-	(491,399,025.00)	-
Dividend from investment in associate	-	-	(84,769,827.00)	(48,999,900.00)
Employee benefit obligations	43,399,362.00	48,901,966.00	16,052,402.00	17,884,472.00
Deferred rental income recognized as revenue	(9,173,147.54)	(9,173,147.54)	(7,850,000.00)	(7,850,000.00)
Prepaid rental expense recognized as expense	-	1,750,000.44	-	-
Interest income	(3,916,686.23)	(7,645,400.88)	(372,762.76)	(535,072.24)
Interest expenses	79,478,917.27	79,390,663.16	62,502,079.18	67,581,844.99
Interest expense from lease liabilities	11,540,984.52	-	4,194,484.29	-
Income tax expenses	204,015,527.49	257,797,781.35	108,079,159.73	103,142,461.20
Share of profit from investment in associates	(354,915,197.27)	(255,901,417.38)	-	-
Unrealized gain in inventory of investment in associates	2,853,888.86	2,597,529.30	-	-
Profit from operating activities before changes in operating assets and liabilities	2,757,082,546.49	2,659,465,884.00	877,717,200.12	638,778,495.64

Notes to the financial statements are an integral part of these statements.

## GFPT PUBLIC COMPANY LIMITED AND ITS SUBSIDIARY COMPANIES

## STATEMENTS OF CASH FLOW

FOR THE YEAR ENDED DECEMBER 31, 2020

(Unit : Baht)

	Consolidated financial statements		Separate financial statements	
	2020	2019	2020	2019
Cash flows from operating activities (continue)				
(Increase) decrease in operating assets				
Trade and other receivables	173,809,725.22	88,332,788.99	130,792,762.91	37,262,172.08
Inventories	(200,250,788.03)	(244,370,285.11)	(169,823,762.69)	178,227,993.09
Derivative assets	446,297.04	-	-	-
Other current assets	(14,037,913.31)	7,270,712.36	(13,910,331.94)	6,898,354.44
Other non-current assets	(10,987,736.57)	(18,823,392.45)	(1,230,016.97)	(2,955,123.88)
Increase (decrease) in operating liabilities				
Trade and other payables	(7,462,567.88)	(251,489,393.72)	(146,454,232.41)	(224,425,273.13)
Derivative liabilities	(3,690,589.43)	-	(209,646.00)	-
Other current liabilities	4,648,465.67	57,211.21	1,983,786.29	360,698.12
Employee benefit obligations	(26,721,386.06)	(18,233,601.00)	(11,405,685.40)	(9,240,470.00)
Other non-current liabilities	(877,429.22)	(3,806,085.15)	(756,610.00)	(4,392,135.15)
Cash received from operating activities	2,671,958,623.92	2,218,403,839.13	666,703,463.91	620,514,711.21
Cash received from interest income	3,916,686.23	7,645,400.88	372,762.76	535,072.24
Cash payment in income tax	(126,339,068.88)	(204,808,631.92)	(2,415,181.58)	(2,757,354.73)
Net cash received from operating activities	2,549,536,241.27	2,021,240,608.09	664,661,045.09	618,292,428.72
Cash flows from investing activities				
Increase in other non-current assets	(48,139,287.54)	(8,179,018.00)	(50,547,035.27)	-
Cash received in dividend from investments in subsidiary	-	-	491,399,025.00	-
Cash received in dividend from investments in associate	84,769,827.00	48,999,900.00	84,769,827.00	48,999,900.00
Cash payment in investments in subsidiaries	(700,000.00)	(796,000.00)	(700,000.00)	(796,000.00)
Cash received from sales of retired grandparent chickens	6,385,773.00	8,154,184.00	-	-
Cash payment in investments in grandparent chickens	(123,987,275.50)	(119,777,780.45)	-	-
Cash received from sales of retired parent chickens	97,727,780.00	106,272,074.50	-	-
Cash payment in investments in parent chickens	(485,153,817.22)	(490,004,087.39)	-	-
Cash received from sales of investment property	-	-	120,000.00	-
Cash payment in purchase of investment property	-	(3,500,000.00)	(191,449.10)	-
Cash received from sales of property, plant and equipment	7,444,010.65	13,767,946.66	1,878,950.46	5,358,348.61
Cash payment in purchase of property, plant and equipment	(1,566,644,683.98)	(1,263,450,053.18)	(706,751,402.36)	(287,761,963.42)
Cash payment in purchase of intangible assets	(824,581.44)	(439,126.87)	(505,823.09)	(83,496.32)
Cash payment in prepaid rental expense	-	(21,000,000.00)	-	-
Cash payment in interest expenses capitalize to assets	(38,681,459.76)	(35,957,791.26)	(15,432,435.24)	(5,690,657.87)
Net cash used in investing activities	(2,067,803,714.79)	(1,765,909,751.99)	(195,960,342.60)	(239,973,869.00)

Notes to the financial statements are an integral part of these statements.



## GFPT PUBLIC COMPANY LIMITED AND ITS SUBSIDIARY COMPANIES

## STATEMENTS OF CASH FLOW

FOR THE YEAR ENDED DECEMBER 31, 2020

(Unit : Baht)

	Consolidated financial statements		Separate financial statements	
	2020	2019	2020	2019
Cash flows from financing activities				
Cash received from short-term loans from financial institutions	3,800,000,000.00	3,550,000,000.00	3,800,000,000.00	3,550,000,000.00
Cash payment in short-term loans from financial institutions	(3,930,000,000.00)	(4,100,000,000.00)	(3,930,000,000.00)	(4,100,000,000.00)
Cash received from short-term loans from related persons	-	461,400,000.00	-	461,400,000.00
Cash payment in short-term loans from related persons	-	(461,400,000.00)	-	(461,400,000.00)
Cash received from short-term loans from subsidiary	-	-	-	15,000,000.00
Cash received from long-term loans from related persons	318,600,000.00	1,041,400,000.00	318,600,000.00	881,400,000.00
Cash payment in long-term loans from related persons	(200,000,000.00)	(507,000,000.00)	(72,400,000.00)	(379,300,000.00)
Cash payment in lease liabilities	(30,761,002.26)	-	(10,029,318.00)	-
Cash payment in interest expenses	(80,050,884.50)	(79,162,175.38)	(63,074,046.41)	(67,353,357.21)
Cash payment for dividend	(250,711,480.00)	(313,408,800.00)	(250,711,480.00)	(313,408,800.00)
Cash payment for dividend of non-controlling interests	(8,600,975.00)	-	-	-
Net cash used in financing activities	(381,524,341.76)	(408,170,975.38)	(207,614,844.41)	(413,662,157.21)
Net increase (decrease) in cash and cash equivalents	100,208,184.72	(152,840,119.28)	261,085,858.08	(35,343,597.49)
Cash and cash equivalents at the beginning of the year	1,087,255,187.45	1,240,095,306.73	74,018,850.74	109,362,448.23
Cash and cash equivalents at the ending of the year	1,187,463,372.17	1,087,255,187.45	335,104,708.82	74,018,850.74

Additional disclosure :

Items not affecting cash flow are as follows :-

- Purchases of parent chickens which had not yet been paid	55,167,152.41	64,544,951.65	-	-
- Sales of retired parent chickens which had not yet been received	1,881,580.00	-	-	-
- Depreciation transfered to cost of grandparent chickens	11,513,651.66	13,822,756.46	-	-
- Depreciation transfered to cost of parent chickens	47,762,662.36	42,162,996.95	-	-
- Transfer of inventories to property, plant and equipment	143,369,307.45	91,659,537.26	-	-
- Transfer of trade and other receivables to property, plant and equipment	701,667.44	-	-	-
- Transfer of other current assets to property, plant and equipment	282,971.87	283,001.34	-	-
- Transfer of property, plant and equipment to intangible assets	23,005.00	-	-	-
- Transfer of property, plant and equipment to expenses	22,210,685.32	19,802,019.65	208,813.98	1,450,073.14
- Transfer of other non-current assets to property, plant and equipment	8,370,708.23	17,950,925.00	-	-
- Transfer of property, plant and equipment to trade and other receivables	2,889.00	342,400.00	-	-
- Purchases of property, plant and equipment which had not yet been paid	51,844,775.18	25,929,635.19	38,673,718.76	13,199,610.14
- Recognize the amortization expenses to property, plant and equipment	17,626.08	10,281.88	-	-
- Recognize the cost of employee benefits to property, plant and equipment	-	656,445.00	-	-
- Acquisition of rights-of-use assets under lease agreements	1,104,534.47	-	-	-

Notes to the financial statements are an integral part of these statements.

**GFPT PUBLIC COMPANY LIMITED AND ITS SUBSIDIARY COMPANIES****NOTES TO FINANCIAL STATEMENTS****For the year ended December 31, 2020**

---

**1. General information**

The Company was registered as a corporate entity under the Civil and Commercial Code on November 25, 1981 and later registered as a public company on May 10, 1994, registration number 0107537001471 with its registered head office located at 312, Rama II Rd., Bangmod, Jomthong, Bangkok, Thailand.

The Company and subsidiary companies (“The Group”), its main business activity is producing and distributing frozen and cooked chicken products and broiler farm and producing and distributing feed mill.

**2. Basis of financial statement preparation**

2.1 The financial statements are issued for reporting purposes to be used in Thailand are prepared in the Thai language. This English translation of the financial statements has been prepared for the convenience of readers not conversant with the Thai language.

2.2 The consolidated and the separate financial statements were prepared in accordance with the generally accepted accounting principles under the Accounting Act B.E. 2543, which include the already announced accounting standards, financial reporting standards and their interpretation including accounting guidance issued by the Federation of Accounting Professionals (“FAP”) established under the Accounting Professions Act B.E. 2547 and regulations in accordance with the determination of the Office of the Securities and Exchange Commission on the subject of preparation and presentation of the financial reports.

The presentation of financial statements is in accordance with the determination stated in the Notification of the Department of Business Development dated December 26, 2020, issued under the Accounting Act, B.E. 2543.

These financial statements were prepared by using historical cost basis except those disclosed otherwise in the accounting policies.

## 2.3 New financial reporting standards

### 2.3.1 New and revised financial reporting standards that became effective in the current year

During the year, the Group has adopted revised and new financial reporting standards and financial reporting interpretations ( revised 2019) including guidance promulgated issued by the Federation of Accounting Professions which are effective for fiscal years beginning on or after January 1, 2020. These financial reporting standards were aimed at alignment with the corresponding International Financial Reporting Standards, with most of the changes directed towards revision of wording and terminology, and provision of interpretations and accounting guidance to users of standards. The adoption of these financial reporting standards does not have any significant impact on the Group's financial statements except the set of TFRSs related to financial instruments and leased which involves changes to key principles which mention in Note to financial statement No. 5.

### 2.3.2 Financial reporting standards that will become effective in the future

During the current year, The Federation of Accounting Professions issued a number of revised accounting standards, financial reporting standards, accounting standards interpretations and financial reporting standards interpretations including the conceptual framework for financial reporting standards ( new) , which will be effective for fiscal years beginning on or after January 1,2021 onwards. These financial reporting standards were aimed at alignment with the corresponding International Financial Reporting Standards, with most of the changes directed towards revision to reference to the conceptual framework in Thai financial reporting standards and revision of the definition and accounting requirements. The Group's management believes that these financial reporting standards do not have any significant impact on the financial statements when they are adopted.

## 2.4 Preparation of the financial statements in conformity with Generally Accepted Accounting Principles requires management to make estimates and assumptions that affect the application of policies and reported amounts of assets, liabilities, income and expenses. The estimates and underlying assumptions are resulted from experience and other factors that the management has reasonably assurance under such circumstance. Actual results may differ from these estimates.

Estimates and underlying assumptions are reviewed on an ongoing basis. Revisions to accounting estimates are recognized in the period in which estimates are revised and in any future periods affected the significant estimates and assumptions are as follows:-

#### Right-of-use assets and lease liabilities

In estimating the right-of-use assets and lease liabilities, the management needs to make judgement and estimated of the purchase option or renewal option exercised including review estimate useful lives and residual values of underlying asset when there are any changes.

In addition, the management is required to review right-of-use assets for impairment on a periodical basis and record impairment losses in period when it is determined that their recoverable amount is lower then the carrying amount. This requires judgments regarding forecast of future revenues and expanses relating to the assets subject to the review.

#### Lease

Lease-where the Group is the lessor, in determining whether a lease is to be classified as an operating lease or finance lease, the management is required to use judgement regarding significant risk and rewards of ownership of the leased assets have been transferred, taking into consideration terms and conditions of the arrangements.

#### Expected credit loss

In determining the expected credit loss, the management needs to use judgment in estimating the expected loss and forecasts for the future about economic factors affecting credit risk of financial assets

#### Reduction of inventories to become net realizable value

In estimating the reduction of inventories to become net realizable value, the management uses the discretion in estimating the net realizable value of inventories. The sum of money expected to receive from inventories is considered from the change in selling price or cost directly related to the events occurring after of report period.



#### Allowances for decline in value of dilapidated inventories and non-movement inventories

Allowances for decline in value of dilapidated inventories and non-movement inventories are estimated from inventories which are subject to dilapidation and non-movement.

#### Grandparent chickens and parent chickens and depreciation

In calculating the depreciation, the management is necessary to perform the estimation on the standard of expected products and residual value when the age of giving produce of grandparent chickens and parent chickens was due. Besides, the residual value must be revised if any change occurs. The management has to verify the residual value of grandparent chickens and parent chickens with the indication of residual value on the first day of giving produce of grandparent chickens and parent chickens and the residual value on the date which is the end of report period. If the residual value changes more than the specified level, the residual value must be changed for the calculation of depreciation of grandparent chickens and parent chickens. The management is requires judgments regarding forecast of future revenues and expenses related to grandparent chickens and parent chickens.

#### Investment property, property, plant and equipment and depreciation

In determining depreciation of investment property, property, plant and equipment, the management is required to make estimates of the useful lives and residual values of the investment property, property, plant and equipment and to review estimate useful lives and residual values when there are any changes.

In addition, the management is required to review investment property, property, plant and equipment for impairment on a periodical basis and record impairment losses in the period when it is determined that their recoverable amount is lower than the carrying amount. This requires judgments regarding forecast of future revenues and expenses relating to the assets subject to the review.

#### Deferred tax assets

Deferred tax assets are recognized for deductible temporary differences and unused tax losses to the extent that it is probable that taxable profit will be available against which the temporary differences and losses can be utilized. Significant management judgment is required to determine the amount of deferred tax assets that can be recognized, based upon the likely timing and level of estimate future taxable profits.

Estimate on employee benefit obligations

The obligation under the post-employment benefit is determined based on actuarial techniques. Such determination is made based on various assumptions, including discount rate, future salary increase rate and staff turnover rate.

Goodwill

The initial recognition and measurement of goodwill and subsequent impairment testing, require management to make estimates of cash flows to be generated by the asset or the cash generating units and to choose a suitable discount rate in order to calculate the present value of those cash flows.

Litigation

Contingent liabilities as a result of the litigation. The management has used judgment to assess of the results of the litigation and estimated contingent damage.

Other estimates are disclosed under related caption in these notes to financial statements.

3. Basis of the consolidated financial statements preparation

- 3.1 The consolidated financial statements have been prepared by consolidating the financial statements of the Company and of five subsidiary companies (collectively called the “the Group”). The detail of structure and shareholding ratio of the Group is as follows:-

<u>Name of subsidiaries</u>	<u>Country of incorporation</u>	<u>Nature of business</u>	<u>Percentage of shareholdings</u>	
			<u>2020</u>	<u>2019</u>
M.K.S. FARM CO., LTD.	Thailand	Broiler farm	99.99	99.99
KRUNGTHAI FARM CO., LTD.	Thailand	Parent chickens farm and chicks distribution	99.99	99.99
KRUNGTHAI FOOD PUBLIC CO., LTD.	Thailand	Production and distribution of feed mill and chicks distribution	98.2873	98.2761
GF FOODS CO., LTD.	Thailand	Production and distribution of processed food	99.99	99.99
GP BREEDING CO., LTD.	Thailand	Grandparent chickens farm	99.99	99.99

- 3.2 Subsidiaries are entities controlled by the Company. The Company is deemed to have control over an investee or subsidiaries if it has rights, or is exposed, to variable returns from its involvement with the investee, and it has the ability to direct activities that affect the amount of its returns. The financial statements of subsidiaries are included in the consolidated financial statements from the date that control commences until the date that control ceases.
- 3.3 The consolidated financial statements have been prepared using the same accounting policy for the same accounting items and other events in the similar situation.
- 3.4 The accounting periods of subsidiary companies ended the same date as that of GFPT PUBLIC COMPANY LIMITED.
- 3.5 The consolidated financial statements combine the accounts of the Company and subsidiary companies after eliminating inter-company transaction items. The balances between the Company and subsidiary companies, significant intra-group transactions, investments in subsidiary companies and share capital of subsidiary companies have already been eliminated from the consolidated financial statements.

#### 4. Summary of significant accounting policies

##### 4.1 Cash and cash equivalents

Cash and cash equivalent items includes cash, savings account deposits, current account deposits and not exceeding three months fixed deposits and all highly liquid investments with an original maturity of three months or less from the date of acquisition and not subject to withdrawal restrictions.

##### 4.2 Trade and other receivables

Trade and other receivables are stated at the net realisable value and recognized initially at the amount of consideration that is unconditional unless they contain significant financing components, when they are recognised at its present value.

The Group applies the TFRS 9 simplified approach to measuring expected credit losses which requires expected lifetime losses to be recognised from initial recognition of the receivables. To measure the expected credit losses, trade receivables have been grouped based on the days past due. The expected loss rates are based on the payment profiles and the corresponding historical credit losses which are adjusted to reflect the current and forward-looking information on macroeconomic factors affecting the ability of the customers to settle the receivables. The impairment losses are recognised in profit or loss within administrative expenses.

#### 4.3 Financial assets and financial liabilities

##### Classification and measurement of financial assets

The Group classifies its financial assets in the following categories:

- Financial assets to be measured subsequently at fair value through other comprehensive income (FVOCI) or through profit or loss (FVPL) and
- Financial assets to be measured at amortised cost.

At initial recognition, the Group measures a financial asset at its fair value plus or minus, in the case of a financial asset not at FVPL, transaction costs that are directly attributable to the acquisition of the financial asset. Transaction costs of financial assets carried at FVPL are expensed in profit or loss.

Subsequent measurement of debt instruments depends on the Group's business model for managing the asset and the cash flow characteristics of the financial assets. There are three measurement categories into which the Group classifies its debt instruments:

- Amortised cost: A financial asset will be measured at amortised cost when the financial asset is held within a business model whose objective is to hold financial assets in order to collect contractual cash flows. In addition, the contractual terms of the financial asset give rise on specified dates to cash flows that are solely payments of principal and interest on the principal amount outstanding. Interest income from these financial assets is included in financial income using the effective interest rate method. Any gain or loss arising on derecognition is recognised directly in profit or loss. Impairment losses are presented in profit or loss.



- FVOCI: A financial assets will be measured at FVOCI when it is held within a business model whose objective is achieved by both collecting contractual cash flows and selling financial assets. In addition, the contractual terms of the financial asset give rise on specified dates to cash flows that are solely payments of principal and interest on the principal amount outstanding. Movements in the carrying amount are taken through other comprehensive income, except for the recognition of impairment gains or losses, interest income which are recognised in profit or loss. When the financial asset is derecognised, the cumulative gain or loss previously recognised in other comprehensive income is reclassified from equity to profit or loss. Interest income from these financial assets is included in finance income using the effective interest rate method. Impairment expenses are presented in profit or loss.
- FVPL: Financial assets that do not meet the criteria for amortised cost or FVOCI are measured at FVPL. A gain or loss on a debt investment that is subsequently measured at FVPL is recognised in profit or loss in the period in which it arises.

The Group reclassifies debt instruments when and only when its business model for managing those assets changes.

The equity instruments held must be irrevocably classified to two measurement categories at fair value through profit or loss (FVPL), or at fair value through other comprehensive income (FVOCI) without recycling to profit or loss.

Dividends from such investments continue to be recognised in profit or loss when the Group's right to receive payments is established.

Changes in the fair value of financial assets at FVPL are recognised in other gains (losses) in the statement of income as applicable. Impairment losses (and reversal of impairment losses) on equity investments measured at FVOCI are not reported separately from other changes in fair value.

### Classification and measurement of financial liabilities and equity

Financial instruments issued by the Group must be classified as financial liabilities or equity securities by considering contractual obligations.

- Where the Group has an unconditional contractual obligation to deliver cash or another financial asset to another entity, it is considered a financial liability unless there is a predetermined or possible settlement for a fixed amount of cash in exchange of a fixed number of the Group's own equity instruments.
- Where the Group has no contractual obligation or has an unconditional right to avoid delivering cash or another financial asset in settlement of the obligation, it is considered an equity instrument.

At initial recognition, the Group measures financial liabilities at fair value. The Group reclassifies all financial liabilities as subsequently measured at amortised cost.

### Derivative

Derivative are classified and measured at fair value through profit or loss unless hedge accounting is applied to the derivative contracts.

### Recognition and derecognition

The Group shall recognise a financial asset or a financial liability in its statement of financial position when, and only when, the Group becomes party to the contractual provisions of the instrument. Regular way purchases and sales of financial assets are recognised on trade-date, the date on which the Group commits to purchase or sell the asset. Financial assets are derecognised when the rights to receive cash flows from the financial assets have expired or have been transferred and the Group has transferred substantially all the risks and rewards of ownership of the financial assets. An entity shall remove a financial liability from its statement of financial position when, and only when, it is extinguished.

### Impairment

The Group assesses on a forward-looking basis the expected credit loss associated with its debt instruments carried at amortised cost and FVOCI. The impairment methodology applied depends on whether there has been a significant increase in credit risk. The Group applies general approach for credit-impaired consideration.

## 4.4 Inventories

Inventories are valued at the lower of cost and net realizable value which the cost price calculates as follows:-

- Finished goods in type of processed chicken products are recorded at average cost price method.
- Finished goods in type of feed mill products are recorded at FIFO method.
- Raw materials, packaging and supplies are recorded at average cost price method.
- Work in process of finished goods are recorded at actual cost.

Cost comprises of all costs of purchase, costs of conversion and other costs incurred in bringing the inventories to their present location and condition. In the case of manufactured inventories and work in progress, cost includes an appropriate share of overheads based on normal operating capacity.

Net realizable value is the estimated selling price in the ordinary course of business less the estimated costs to complete and to make the sale.

## 4.5 Investments

### Investments in subsidiaries

According to the separate financial statements, investments in subsidiaries are recorded at cost method deducted by allowance for impairment loss.

### Investments in associates

According to the separate financial statements, investments in associates are recorded at cost method deducted by allowance for impairment loss and according to the consolidated financial statements are recorded at equity method.

#### 4.6 Biological assets

Biological assets are measured at fair value less costs to sell (the incremental cost directly attributable to the disposal of a biological asset), gains or losses on changes in fair value less costs to sell are recognised in profit or loss except for the case where the fair value cannot be measured reliably as follows:-

- Current biological assets consist of seed eggs, eggs in hatchery and rearing chicken that are presented under the caption “Inventory” recorded with cost price at FIFO method or net realizable value whichever is lower because of these biological assets are rearing short cycle.
- Non-current biological assets consist of grandparent chickens and parent chickens, grandparent chickens during rearing and parent chickens during rearing are measured at cost less accumulated depreciation and the allowance for impairment loss (if any) because of these biological assets are rearing short cycle. In particular, the market prices or fair values at present condition of the biological assets which are breeders are unavailable; and valuation based on a discounted cash flow method is considered unreliable given the uncertainty with respect to external factors such as climate, weather, disease etc.

Cost of biological assets consist of all costs arising from the acquisition of biological assets and growth period such as cost of cub, feed and other etc.

Bearer biological assets, for example, chicken breeders, are depreciated by the standard units of production over the estimated total production units which depending on the type of biological assets.

#### 4.7 Investment property

Investment property is defined as land or a building or part of a building, or both, held to earn rental or for capital appreciation or both, rather than for use in the production or supply of goods and services, for administrative purposes, or for making sales in the ordinary course of business.

Investment property of the Group are measured initially at cost. Subsequent to initial recognition, investment property are stated at cost less accumulated depreciation and allowance for loss on impairment (if any).



The depreciation of the investment properties is calculated by reference to their costs on the straight-line basis over the estimated useful life as follows :-

- |                     |          |
|---------------------|----------|
| - Condominium units | 20 Years |
| - Factory buildings | 20 Years |

The depreciation of the investment properties is included in the calculation for the operating result. No depreciation is calculated for investment properties in case of land and construction in progress.

The Group recognizes the difference between the assets' net realizable value and book value in the profit or loss for the period the investment properties are derecognized from the account.

Transfers investment property to property and plant is stated at carrying amount of the investment property transferred at the date of the change in use and measured in accordance with accounting policy of property and plant.

#### 4.8 Property, plant and equipment

Property, plant and equipment are stated at cost less accumulated depreciation and allowance for impairment losses (if any).

Cost includes expenditure that is directly attributable to the acquisition of the asset. The cost of self-constructed assets includes the cost of materials and direct labor, any other costs directly attributable to bringing the assets to a working condition for their intended use, the costs of dismantling and removing the items and restoring the site on which they are located, and capitalized borrowing costs.

When parts of an item of property, plant and equipment have different useful lives, they are accounted for as separate items (major components) of property, plant and equipment.

Subsequent costs, the cost of replacing a part of an item of property, plant and equipment is recognized in the carrying amount of the item if it is probable that the future economic benefits embodied within the part will flow to the Group, and its cost can be measured reliably. The carrying amount of the replaced part is derecognized. The costs of the day-to-day servicing of property, plant and equipment are recognized in profit or loss as incurred.

Depreciation is charged to profit or loss on a straight-line basis over the estimated useful lives of each component of an item of property, plant and equipment. The estimated useful lives are as follows:-

- Land improvements	20	Years
- Building and improvements	20	Years
- Machinery and equipment	5, 10	Years
- Tools	5	Years
- Office equipment	5	Years
- Vehicles	5	Years
- Other fixed assets	5	Years

No depreciation is provided on land and assets under installation and construction in progress.

Gains or losses on disposal of an item of property, plant and equipment are determined by comparing the proceeds from disposal with the carrying amount of property, plant and equipment, and are recognized net within other income or other expense in profit or loss.

Transferred from owner-occupied property to investment property is stated at carrying amount of the property transferred at the date of the change in use.

Immature rubber trees are biological assets which planting for maintain the environment of chicken farm and are bearer plant. Immature rubber trees are recognised as property, plant and equipment and are stated at historical cost less accumulated depreciation and impairment, if any. All costs comprising mainly land terracing and drainage, rubber planting, weeding and fertilizing involved during the immature period until the rubber are ready to use or ready for harvesting at approximately 8 years , and using a straight-line method to allocate their cost over their estimated useful lives.

#### 4.9 Intangible assets

Intangible assets are shown at cost less by accumulated amortized expense and allowance for impairment (if any) of that asset. Amortization is recognized in profit or loss on a straight-line basis over the estimated useful lives of intangible assets from the date that they are available for use. The estimated useful lives are as follows :-

- Accounting software	5	Years
-----------------------	---	-------

#### 4.10 Leases

##### Leases - where the Group is the lessee

At inception of a contract, the Group assesses whether the contract is, or contains, a lease. A contract is, or contains, a lease if the contract conveys the right to control the use of an identified asset for a period of time in exchange for consideration.

The Group recognises a right-of-use ( ROU) assets and a lease liability at the lease commencement date. The ROU assets is initially measured at cost, which comprises the initial amount of the lease liability adjusted for any lease payments made at or before the commencement date, initial direct costs and estimated costs to dismantle and remove the underlying asset or to restore the underlying asset or the site on which it is located, less any incentive received.

The lease liability is initially measured at the present value of the lease payments that are not paid at the commencement date, discounted using the interest rate implicit in the lease, if the rate can be readily determined. If that rate cannot be readily determined, the Group uses the Group's incremental borrowing rate.

Lease payments included in the measurement of the lease liability are as follows:

- Fixed payments including in-substance fixed payments;
- Variable lease payments that depend on an index or a rate, initially measured using the index or rate as at the commencement date;
- Amounts expected to be payable under a residual value guarantee;
- The exercise price, under a purchase option that the lessee is reasonably certain to exercise an option to extend the lease or to purchase the underlying assets, lease payments in an optional renewal period; and
- Payments of penalties for early termination of a lease if the Group is reasonably certain to terminate early.

The Group measures the ROU assets at cost, less accumulated depreciation and accumulated impairment loss and adjusted for any remeasurement of the lease liability. The ROU assets is subsequently depreciated using the straight-line method from the commencement date to the earlier of the end of the useful life of the ROU assets or the end of the lease term. However, if the lease transfers ownership of the underlying assets to the Group by the end of the lease term or if the cost of the ROU assets reflects that the Group will exercise a purchase option, the Group depreciates the ROU assets from the commencement date to the end of the useful life of the underlying asset. The useful life of the ROU assets is determined on the same basis as those of property, plant and equipment.

Right-of-use assets are calculated by reference to their costs on a straight-line basis over the shorter of the lease term and the estimated useful lives for each of right-of-use assets, as follows:

Land	3-20 years, plus renewal option reasonably certain to be exercised
Land and building	3-12 years, plus renewal option reasonably certain to be exercised
Buildings	2-3 years, plus renewal option reasonably certain to be exercised

The lease liability is re-measured when there is a change in future lease payments arising from the following items:

- A change in an index or a rate used to determine those payments.
- A change in the Group's estimate of the amount expected to be payable under a residual value guarantee.
- The Group changes its assessment of whether it will exercise a purchase, extension or termination option.

When the lease liability is re-measured to reflect changes to the lease payments, the Group recognises the amount of the remeasurement of the lease liability as an adjustment to the ROU assets. However, if the carrying amount of the ROU assets is reduced to zero and there is a further reduction in the measurement of the lease liability, the Group recognises any remaining amount of the remeasurement in profit or loss.



### Short-term leases and leases of low-value assets

The Group has elected not to recognise ROU assets and lease liabilities for short-term leases that have a lease term of 12 months or less and leases of low-value assets. The Group recognises the lease payments associated with these leases as an expense on a straight-line basis over the lease term.

### Leases - where the Group is the lessor

The Group determines at lease inception whether each lease is a finance lease or an operating lease. To classify each lease, the Group makes an overall assessment of whether the lease transfer substantially all of the risks and rewards incidental to ownership of the underlying asset. If this is the case, then the lease is a finance lease; if not, then it is an operating lease.

When assets are leased out under a finance lease, the present value of the lease payments is recognised as a receivable. The difference between the gross receivable and the present value of the receivable is recognised as unearned finance income. Lease income is recognised over the term of the lease using the net investment method, which reflects a constant periodic rate of return. Initial direct costs are included in initial measurement of the finance lease receivable and reduce the amount of income recognised over the lease term.

Assets leased out under operating leases are included in investment property and property, plant and equipment in the statement of financial position. They are depreciated over their expected useful lives on a basis consistent with other similar investment property and property, plant and equipment owned by the Group. Rental income (net of any incentives given to lessees) is recognised on a straight-line basis over the lease term.

## 4.11 Cost of borrowing

General and specific borrowing costs directly attributable to the acquisition, construction or production of qualifying assets, which are assets that necessarily take a substantial period of time to get ready for their intended use or sale, are added to the cost of those assets, until such time as the assets are substantially ready for their intended use or sale.

#### 4.12 Goodwill

Goodwill represents the excess of cost of business combination over the fair value of the net assets acquired. Goodwill is carried at cost less any impairment losses (if any). Goodwill is tested for impairment annually and when circumstances indicate that the carrying value may be impaired. Impairment losses on goodwill are not reversed.

#### 4.13 Impairment – non financial assets

The carrying amounts of assets are assessed at the end of each reporting period to determine whether there is any indication of impairment. If any such indication exists, the assets' recoverable amounts are estimated of asset or its cash-generating unit to which the asset is included in. An impairment loss is recognized when the recoverable amount less than the carrying amount of the asset or its cash generating unit.

Goodwill and other intangible assets with indefinite useful lives, and intangible assets not yet available for use, are tested for impairment annually, even though there is no indicator of impairment are identified.

Impairment loss is recognized as expenses in profit or loss immediately.

##### Calculation of recoverable amount

- The recoverable amount is the higher of the asset's fair value less cost to sell of asset or the cash-generating unit and its value in use.
- In assessing value in use of an asset, the estimated future cash flows are discounted to their present value which using a pre-tax discount rate which reflects current market assessments of the time value of money and the risks specific to the asset.
- The asset that does not generate cash inflows largely independent of those from other assets, the recoverable amount is determined for the cash-generating unit to which the asset belongs.

#### Reversals of impairment loss

- The loss on impairment of assets excluding goodwill recognized in the prior period will be reversed if the estimation of net realizable value changes since the last impairment loss was recognized. An impairment loss is reversed only to the extent that the asset's carrying amount does not exceed the carrying amount that would have been determined (net of depreciation or amortization), if no impairment loss had been recognized.
- Reversals of impairment loss will be recognized as income in profit or loss immediately.

#### 4.14 Employee benefit

##### Short-term employee benefits

- The Group is recognized salary, wage, bonus, and social security fund are expenses on date when the transactions occur.

##### Post-employment benefits (Defined benefit plans)

- The Group has obligations in respect of the severance payments then must make to employees upon retirement under labor law. The Group treats these severance payment obligations as a defined benefit plan.
- The Group calculated its obligations from post employment benefits by using projected unit credit method. The independent expert has actuarially estimated such obligations, where the principle of such estimation requires various assumptions, including future salary increase rate, turnover rate, death rate, and inflation rate.
- Actuarial gains or losses arising from post-employment benefits are recognized in other comprehensive income in the period in which they arise.
- Past service costs are recognized in profit or loss on the earlier of the date of the plan amendment or curtailment.

#### 4.15 Provision of liabilities

The Group are recognized when the Group has a present legal or constructive obligation as a result of past events, it is probable that an outflow of resources will be required to settle the obligation, and a reliable estimate of the amount can be made. Where the Group expects a provision to be reimbursed, the reimbursement is recognized as a separate asset but only when the reimbursement is virtually certain.

#### 4.16 Recognition of revenues

- Revenue from sales and services are recognized at the point in time when control of the goods and services are transferred to the customer, generally on delivery of the goods and services. Revenue from sales and services are measured at the amount of consideration received or expect to be received for delivered goods or services after deduction of discounts, excluding value added tax.
- Interest income is recognized on an accrual basis based on the effective interest rate.
- Revenue from tax return is recorded to other income when tax returns are received.
- Dividend Income are recognized when the right to receive the dividends is established.

#### 4.17 Recognition of expenses

- Expenses are recognized on an accrual basis.
- Finance costs comprise interest expense on borrowings, unwinding of the discount on provisions and contingent consideration. Borrowing costs that are not directly attributable to the acquisition, construction or production of a qualifying asset are recognized in profit or loss using the effective interest method.

#### 4.18 Income tax

Income tax comprises current tax and deferred tax. Income tax expense is recognized in profit or loss except to the extent that related to items recognized in other comprehensive income or recognized directly in equity which will recognize in other comprehensive income or recognized directly in equity as same as that items.

##### Current income tax

Current income tax is provided in the accounts at the amount expected to be paid to the taxation authorities, based on taxable profits determined in accordance with tax legislation.

##### Deferred tax

Deferred tax is provided on temporary differences between the tax bases of assets and liabilities and their carrying amounts at the end of each reporting period, using the tax rates enacted at the end of the reporting period.



The Group recognizes deferred tax liabilities for all taxable temporary differences while they recognizes deferred tax assets for all deductible temporary differences and tax losses carried forward to the extent that it is probable that future taxable profit will be available against which such deductible temporary differences and tax losses carried forward can be utilized.

At each reporting date, the Group reviews and reduce the carrying amount of deferred tax assets to the extent that it is no longer probable that sufficient taxable profit will be available to allow all or part of the deferred tax asset to be utilized.

Deferred income tax assets and liabilities are offset when there is a legally enforceable right to offset current tax assets against current tax liabilities and when the deferred income tax assets and liabilities relate to income taxes levied by the same taxation authority on either the same taxable entity or different taxable entities where there is an intention to settle the balances on a net basis.

#### 4.19 Basic earnings (loss) per share

Basic earnings (loss) per share is calculated by dividing net profit (loss) (excluding other comprehensive income) with weighted average number of issued and paid-up shares. The Company did not calculate the fully diluted earnings per share since it has no ordinary share equivalent.

#### 4.20 The related persons and related companies

The related persons and related companies with the Group meant individuals or enterprises which have the controlling power over the Group or are controlled by the Group either directly or indirectly, or under the same control with the Group. Furthermore, the related persons or related companies also meant the associated companies and the persons whose holding the shares with voting rights, either directly or indirectly, and have significant influence to the Group, important management, directors or the employees of the Group who have the power to plan and control the operations of the Group including the family members close to the said persons which could persuade or power to persuade to act in compliance with the said persons and business that the said persons have control power or significant influence, either directly or indirectly.

#### 4.21 Foreign currencies

Foreign currency transactions are translated into Baht at the rates ruling on the occurrence dates. Assets and liabilities in foreign currency outstanding on the year-end date are translated into Baht at the rates ruling on that date. Exchange gains or losses are included as incomes or expenses in profit or loss.

#### 4.22 Segment reporting

The sectoral business operation is disclosed under the separate business sectors of the Group, by the business sector that source products or provide services which have different risks and return from the risks and return of the products or services provide by other business sectors.

#### 4.23 Foreign currency forward contracts

Foreign currency forward contracts are derivative used for economic hedging purposes and not as speculative investments. However, where derivatives do not meet the hedge accounting criteria, they are classified as 'held for trading' for accounting purposes and are initially recognised at fair value and are subsequently remeasured to their fair value. Changes in the fair value of derivative instrument are recognised in profit or loss.

#### 4.24 Fair value measurement

Fair value is the price that would be received to sell an asset or paid to transfer a liability in an orderly transaction between buyer and seller (market participants) at the measurement date. The Group apply a quoted market price in an active market to measure their assets and liabilities that are required to be measured at fair value by relevant financial reporting standards. Except in case of no active market of an identical asset or liability or when a quoted market price is not available, the Group measure fair value using valuation technique that are appropriate in the circumstances and maximises the use of relevant observable inputs related to assets and liabilities that are required to be measured at fair value.

All assets and liabilities for which fair value is measured or disclosed in the financial statements are categorised within the fair value hierarchy into three levels based on categorise of input to be used in fair value measurement as follows:-

Level 1 Use of quoted market prices in an observable active market for such assets or liabilities.

Level 2 Use of other observable inputs for such assets or liabilities, whether directly or indirectly.

Level 3 Use of unobservable inputs such as estimates of future cash flows.

At the end of each reporting period, the Group determine whether transfers have occurred between levels within the fair value hierarchy for assets and liabilities held at the end of the reporting period that are measured at fair value on a recurring basis.

## 5. The impact of first-time adoption of new accounting standards

This note explains the impact of the adoption of TAS 32 Financial Instruments: Presentation, TFRS 7 Financial Instruments: Disclosure, TFRS 9 Financial Instruments and TFRS 16 Leases on the Group's financial statements and discloses the new accounting policies that have been applied from 1 January 2020, under the modified retrospective approach and the comparative figures have not been restated. The reclassifications and the adjustments arising from the changes in accounting policies are therefore recognised in the statement of financial position as at January 1, 2020.

The impact of first-time adoption of new accounting standards on the consolidated and separate statement of financial position are as follows:

(Unit : Baht)

	<u>Consolidated financial statements</u>			
	<u>December 31, 2019</u>	<u>TFRS 9</u>	<u>TFRS 16</u>	<u>January 1, 2020</u>
<u>Statement of financial position</u>				
Current assets				
Trade and other receivables	889,859,240.56	-	(2,573,593.29)	887,285,647.27
Derivative assets	-	127,312.83	-	127,312.83
Other current assets	19,595,012.40	-	99,008.00	19,694,020.40
Non-current assets				
Right-of-use assets	-	-	406,013,621.52	406,013,621.52
Derivative assets	-	319,401.76	-	319,401.76
Deferred tax assets	180,281,234.67	648,774.97	-	180,930,009.64
Prepaid rental expense	17,499,999.96	-	(17,499,999.96)	-
Other non-current assets	51,014,276.80	-	(2,824,500.00)	48,189,776.80
Total assets	<u>1,158,249,764.39</u>	<u>1,095,489.56</u>	<u>383,214,536.27</u>	<u>1,542,559,790.22</u>
Current liabilities				
Current portion of lease liabilities	-	-	18,441,760.21	18,441,760.21
Derivative liabilities	-	3,674,082.62	-	3,674,082.62
Non-current liabilities				
Lease liabilities	-	-	364,772,376.42	364,772,376.42
Derivative liabilities	-	16,506.81	-	16,506.81
Total liabilities	<u>-</u>	<u>3,690,589.43</u>	<u>383,214,136.63</u>	<u>386,904,726.06</u>
Shareholders' equity				
Unappropriated retained earnings	11,555,599,764.17	(2,595,099.87)	-	11,553,004,664.30
Total shareholders' equity	<u>11,555,599,764.17</u>	<u>(2,595,099.87)</u>	<u>-</u>	<u>11,553,004,664.30</u>
Total liabilities and shareholder's equity	<u>11,555,599,764.17</u>	<u>1,095,489.56</u>	<u>383,214,136.63</u>	<u>11,939,909,390.36</u>

(Unit : Baht)

	Separate financial statements			
	December 31, 2019	TFRS 9	TFRS 16	January 1, 2020
Statement of financial position				
Current assets				
Trade and other receivables	438,463,132.23	-	(687,277.50)	437,775,854.73
Other current assets	14,130,299.31	-	99,008.00	14,229,307.31
Non-current assets				
Right-of-use assets	-	-	149,658,795.83	149,658,795.83
Deferred tax assets	95,316,137.26	41,929.20	-	95,358,066.46
Other non-current assets	18,175,780.49	-	(999,000.00)	17,176,780.49
Total assets	566,085,349.29	41,929.20	148,071,526.33	714,198,804.82
Current liabilities				
Current portion of lease liabilities	-	-	5,355,848.38	5,355,848.38
Derivative liabilities	-	209,646.00	-	209,646.00
Non-current liabilities				
Lease liabilities	-	-	142,715,677.95	142,715,677.95
Total liabilities	-	209,646.00	148,071,526.33	148,281,172.33
Shareholders' equity				
Unappropriated retained earnings	702,965,268.36	(167,716.80)	-	702,797,551.56
Total shareholders' equity	702,965,268.36	(167,716.80)	-	702,797,551.56
Total liabilities and shareholder's equity	702,965,268.36	41,929.20	148,071,526.33	851,078,723.89

## 5.1 Addition disclosed from first time adoption of the set of TFRSs related to financial instruments.

The impact of retained earnings as at January 1, 2020 are as follows :-

	<u>(Unit : Baht)</u>	
	<u>Consolidated</u>	<u>Separate</u>
	<u>financial statements</u>	<u>financial statements</u>
Unappropriated retained earnings as at December 31, 2019	11,555,599,764.17	702,965,268.36
Derivative	(2,595,099.87)	(167,716.80)
Unappropriated retained earnings as at January 1, 2020 -TFRS 9		
before restatement for TFRS 16	<u>11,553,004,664.30</u>	<u>702,797,551.56</u>



Classification and measurement

On January 1, 2020 (the date of initial application), the Group's management has assessed which business models applied to the financial assets and liabilities held by the Group and has classified the financial assets and liabilities as follows :-

(Unit : Baht)

Consolidated financial statements

	<u>Fair value</u>	<u>Amortized</u> <u>cost</u>	<u>Total</u>
<u>Financial assets</u>			
Cash and cash equivalents	-	1,087,255,187.45	1,087,255,187.45
Trade and other receivables	-	887,285,647.27	887,285,647.27
Derivative assets	446,714.59	-	446,714.59
Other current assets	-	19,694,020.40	19,694,020.40
Other non-current assets	-	19,189,600.40	19,189,600.40
Total	446,714.59	2,013,424,455.52	2,013,871,170.11
<u>Financial liabilities</u>			
Short-term loans from financial institutions	-	830,000,000.00	830,000,000.00
Trade and other payables	-	982,014,749.69	982,014,749.69
Income tax payable	-	82,645,947.02	82,645,947.02
Other current liabilities	-	33,186,408.22	33,186,408.22
Long-term loans from related persons	-	2,594,400,000.00	2,594,400,000.00
Deferred rental income	-	115,929,923.38	115,929,923.38
Lease liabilities	-	383,214,136.63	383,214,136.63
Derivative liabilities	3,690,589.43	-	3,690,589.43
Other non-current liabilities	-	15,429,560.16	15,429,560.16
Total	3,690,589.43	5,036,820,725.10	5,040,511,314.53

(Unit : Baht)

<u>Separate financial statements</u>			
		<u>Amortized</u>	
	<u>Fair value</u>	<u>cost</u>	<u>Total</u>
<u>Financial assets</u>			
Cash and cash equivalents	-	74,018,850.74	74,018,850.74
Trade and other receivables	-	437,775,854.73	437,775,854.73
Other current assets	-	14,229,307.31	14,229,307.31
Other non-current assets	-	17,176,780.49	17,176,780.49
Total	-	543,200,793.27	543,200,793.27
<u>Financial liabilities</u>			
Short-term loans from financial institutions	-	830,000,000.00	830,000,000.00
Short-term loans from subsidiary	-	30,000,000.00	30,000,000.00
Trade and other payables	-	435,400,699.10	435,400,699.10
Other current liabilities	-	13,103,371.57	13,103,371.57
Long-term loans from related persons	-	1,636,400,000.00	1,636,400,000.00
Deferred rental income	-	83,733,333.20	83,733,333.20
Lease liabilities	-	148,071,526.33	148,071,526.33
Derivative liabilities	209,646.00	-	209,646.00
Other non-current liabilities	-	8,320,958.16	8,320,958.16
Total	209,646.00	3,185,029,888.36	3,185,239,534.36

The Group has derivatives as at January 1, 2020 are as follows :-

(Unit : Baht)

	<u>Consolidated</u>	<u>Separate</u>
	<u>financial statements</u>	<u>financial statements</u>
Current assets		
Foreign currency forwards contract – held for trading	127,312.83	-
Non-current assets		
Foreign currency forwards contract – held for trading	319,401.76	-
Current liabilities		
Foreign currency forwards contract – held for trading	3,674,082.62	209,646.00
Non-current liabilities		
Foreign currency forwards contract – held for trading	16,506.81	-

## 5.2 Addition disclosed from first time adoption of the TFRSs related to lease

On adoption of TFRS 16, the Group recognized lease liabilities in relation to leases, which had previously been classified as operating leases under the principles of TAS 17 Leases. The right-of-use assets were measured at amount equal to the lease liability, adjusted by the amount of any prepaid or accrued lease payments relating to that lease recognized in the statement of financial position immediately before the date of initial application. These liabilities were measured at the present value of the remaining lease payments, discounted using the Group's incremental borrowing rates. The Group's incremental borrowing rates applied to the lease liabilities as at January 1, 2020 was 3.25%.

	(Unit : Baht)	
	<u>Consolidated</u>	<u>Separate</u>
	<u>financial statements</u>	<u>financial statements</u>
Operating lease commitments disclosed as at December 31, 2019	57,361,492.74	23,213,898.00
<u>Less</u> Short-term leases recognized on a straight-line basis as expenses	(23,684.21)	-
<u>Add</u> Purchase or extension options reasonably certain to be exercised	452,752,748.28	180,591,764.00
	510,090,556.81	203,805,662.00
<u>Less</u> Deferred interest expenses	(126,876,420.19)	(55,734,135.67)
Lease liabilities as at January 1, 2020	383,214,136.62	148,071,526.33
Consist of:-		
Current lease liabilities	18,441,760.21	5,355,848.38
Non-current lease liabilities	364,772,376.42	142,715,677.95
Total	383,214,136.63	148,071,526.33

The right-of-use assets as at January 1, 2020 to the following types of assets :-

	(Unit : Baht)	
	<u>Consolidated</u>	<u>Separate</u>
	<u>financial statements</u>	<u>financial statements</u>
Land	35,088,692.61	27,130,629.17
Land and building	80,354,416.68	-
Building and improvements	289,213,758.63	121,171,413.06
The vehicle	1,356,753.60	1,356,753.60
Total right-of-use assets	406,013,621.52	149,658,795.83

## 6. Inter-transaction with related companies

The Company has business transactions with subsidiary and related entities, which have the same group of shareholders or mutual directors. Such transaction which have been concluded on commercial terms and based agreed up on between the Company and related parties and are in ordinary course of business which can be summarized as follow:-

### 6.1 Inter-assets and liabilities

	(Unit : Baht)			
	<u>Consolidated financial statements</u>		<u>Separate financial statements</u>	
	<u>As at December 31,</u>		<u>As at December 31,</u>	
	<u>2020</u>	<u>2019</u>	<u>2020</u>	<u>2019</u>
Trade receivables				
Subsidiaries				
KRUNGTHAI FOOD PUBLIC CO., LTD.	-	-	1,204,975.00	983,835.00
GF FOODS CO., LTD.	-	-	7,540,621.71	14,229,506.98
KRUNGTHAI FARM CO., LTD.	-	-	380.00	8,239.86
M.K.S. FARM CO., LTD.	-	-	-	8,399.84
Associates				
MCKEY FOOD SERVICES (THAILAND) LTD.	87,467,237.00	132,084,492.00	87,467,237.00	132,084,492.00
GFPT NICHIREI (THAILAND) CO., LTD.	185,681,128.30	226,621,399.03	8,775,000.00	9,120,000.00
Related companies				
P.CHAROEN PHAN FEEDMILL CO., LTD.	15,169,874.00	-	-	-
NICHIREI FOODS INC.	36,529,310.75	22,526,313.37	36,529,310.75	22,526,313.37
KEYSTONE FOODS (AP) LIMITED	39,854,825.28	90,295,861.43	39,854,825.28	90,295,861.43
SURAPON FOODS PUBLIC CO., LTD.	174,264.00	286,380.00	174,264.00	286,380.00
KRUNGTHAI AQUA-CULTURE CO., LTD.	3,680,097.88	4,018,471.48	-	-
Total	368,556,737.21	475,832,917.31	181,546,613.74	269,543,028.48
Other receivables				
Subsidiaries				
KRUNGTHAI FOOD PUBLIC CO., LTD.	-	-	114,864.50	230,220.69
M.K.S. FARM CO., LTD.	-	-	402,240.32	403,550.50
KRUNGTHAI FARM CO., LTD.	-	-	286,096.60	397,079.84
GP BREEDING CO., LTD.	-	-	94,705.70	125,682.20
GF FOODS CO., LTD.	-	-	243,366.15	283,195.83



(Unit : Baht)

	<u>Consolidated financial statements</u>		<u>Separate financial statements</u>	
	<u>As at December 31,</u>		<u>As at December 31,</u>	
	<u>2020</u>	<u>2019</u>	<u>2020</u>	<u>2019</u>
Associates				
MCKEY FOOD SERVICES (THAILAND) LTD.	11,876,958.65	11,172,254.07	9,399,869.40	9,074,004.87
GFPT NICHIREI (THAILAND) CO., LTD.	4,783,857.50	4,743,237.50	432,328.00	423,380.00
Related companies				
M.K.S. CONDOTOWN CO., LTD.	124,206.49	841,379.21	124,206.49	840,309.21
P.CHAROEN PHAN FEEDMILL CO., LTD.	1,651,752.46	646,938.42	3,531.00	33,009.50
SURAPON FOODS PUBLIC CO., LTD.	-	21,828.00	-	21,828.00
KRUNGTHAI AQUA-CULTURE CO., LTD.	2,200.00	-	-	-
Total	18,438,975.10	17,425,637.20	11,101,208.16	11,832,260.64
Advance payment				
Subsidiary				
GF FOODS CO., LTD.	-	-	2,376,234.77	1,747,245.67
Related Companies				
P.CHAROEN PHAN FEEDMILL CO., LTD.	915.00	296,246.05	-	-
P.CHAROEN PHAN PRODUCE CO., LTD.	-	3,846.74	-	-
M.K.S. CONDOTOWN CO., LTD.	-	3,846.74	-	-
KRUNGTHAI AQUA-CULTURE CO., LTD.	-	1,923.37	-	-
Total	915.00	305,862.90	2,376,234.77	1,747,245.67
Prepaid expenses				
Related Company				
P.CHAROEN PHAN PRODUCE CO., LTD.	-	687,277.50	-	687,277.50
Deposit payment				
Related Companies				
P.CHAROEN PHAN FEEDMILL CO., LTD.	-	2,084,400.00	-	891,000.00
P.CHAROEN PHAN PRODUCE CO., LTD.	-	125,000.00	-	-
M.K.S. CONDOTOWN CO., LTD.	6,000.00	114,000.00	6,000.00	114,000.00
Total	6,000.00	2,323,400.00	6,000.00	1,005,000.00
Prepaid rental expense				
Related Company				
P.CHAROEN PHAN FEEDMILL CO., LTD.				
Prepaid rental expense	-	19,249,999.56	-	-
<u>Less</u> Current portion of prepaid rental expense	-	(1,749,999.96)	-	-
Net	-	17,499,999.60	-	-

(Unit : Baht)

	<u>Consolidated financial statements</u>		<u>Separate financial statements</u>	
	<u>As at December 31,</u>		<u>As at December 31,</u>	
	<u>2020</u>	<u>2019</u>	<u>2020</u>	<u>2019</u>
Right-of-use assets				
Related Companies				
P.CHAROEN PHAN G.P.FARM CO., LTD.	7,622,987.08	-	-	-
P.CHAROEN PHAN FEEDMILL CO., LTD.	300,636,987.26	-	109,960,549.23	-
P.CHAROEN PHAN PRODUCE CO., LTD.	46,907,902.62	-	26,125,791.05	-
M.K.S. CONDOTOWN CO., LTD.	5,071,327.71	-	5,071,327.71	-
Total	360,239,204.67	-	141,157,667.99	-
Trade and notes payables				
Subsidiaries				
M.K.S. FARM CO., LTD.	-	-	6,406,660.39	138,526,226.12
GF FOODS CO., LTD.	-	-	102,977.00	247,277.00
Associates				
MCKEY FOOD SERVICES (THAILAND) LTD.	7,999.32	-	7,999.32	-
GFPT NICHIREI (THAILAND) CO., LTD.	37,223,394.07	618,984.55	36,651,432.60	-
Related Company				
P.CHAROEN PHAN FEEDMILL CO., LTD.	987,586.44	26,537,728.29	-	-
Total	38,218,979.83	27,156,712.84	43,169,069.31	138,773,503.12
Accrued expenses				
Subsidiaries				
KRUNGTHAI FOOD PUBLIC CO., LTD.	-	-	189,549.18	326,455.66
M.K.S. FARM CO., LTD.	-	-	1,101,988.84	1,128,070.28
KRUNGTHAI FARM CO., LTD.	-	-	6,611.10	61,792.10
Related Company				
P.CHAROEN PHAN FEEDMILL CO., LTD.	611,655.57	597,839.66	157,342.35	160,403.09
Total	611,655.57	597,839.66	1,455,491.47	1,676,721.13
Other payables				
Subsidiaries				
KRUNGTHAI FOOD PUBLIC CO., LTD.	-	-	118,521.22	410,632.29
KRUNGTHAI FARM CO., LTD.	-	-	120,119.84	105,844.40
M.K.S. FARM CO., LTD.	-	-	407,682.88	305,381.73
GF FOODS CO., LTD.	-	-	-	600.00
Related Company				
P.CHAROEN PHAN FEEDMILL CO., LTD.	-	4,155.99	-	4,155.99
Total	-	4,155.99	646,323.94	826,614.41

(Unit : Baht)

	<u>Consolidated financial statements</u>		<u>Separate financial statements</u>	
	<u>As at December 31,</u>		<u>As at December 31,</u>	
	<u>2020</u>	<u>2019</u>	<u>2020</u>	<u>2019</u>
Deposit income				
Subsidiaries				
KRUNGTHAI FARM CO., LTD.	-	-	25,000.00	25,000.00
M.K.S. FARM CO., LTD.	-	-	140,000.00	140,000.00
Related Company				
P.CHAROEN PHAN FEEDMILL CO., LTD.	50,000.00	50,000.00	-	-
Total	50,000.00	50,000.00	165,000.00	165,000.00
Advance received				
Subsidiary				
M.K.S. FARM CO., LTD.	-	-	25,000.00	25,000.00
Deferred rental income				
Associate				
MCKEY FOOD SERVICES (THAILAND) LTD.				
Balance as at beginning	75,883,333.20	83,733,333.20	75,883,333.20	83,733,333.20
Beginning of current portion	7,850,000.00	7,850,000.00	7,850,000.00	7,850,000.00
Less Recognized as revenue for the year	(7,850,000.00)	(7,850,000.00)	(7,850,000.00)	(7,850,000.00)
Less Current portion of deferred rental income	(7,850,000.00)	(7,850,000.00)	(7,850,000.00)	(7,850,000.00)
Balance as at ending	68,033,333.20	75,883,333.20	68,033,333.20	75,883,333.20
Lease liabilities				
Related Companies				
P.CHAROEN PHAN G.P.FARM CO., LTD.	7,732,053.63	-	-	-
P.CHAROEN PHAN FEEDMILL CO., LTD.	285,199,090.21	-	110,669,602.43	-
P.CHAROEN PHAN PRODUCE CO., LTD.	46,567,446.05	-	25,607,294.07	-
M.K.S. CONDOTOWN CO., LTD.	5,036,235.85	-	5,036,235.85	-
Total	344,534,825.74	-	141,313,132.35	-
Less Current portion of deferred rental income				
Related Companies				
P.CHAROEN PHAN G.P.FARM CO., LTD.	(233,465.54)	-	-	-
P.CHAROEN PHAN FEEDMILL CO., LTD.	(13,039,602.09)	-	(4,409,993.53)	-
P.CHAROEN PHAN PRODUCE CO., LTD.	(1,197,133.64)	-	(361,907.60)	-
M.K.S. CONDOTOWN CO., LTD.	(203,926.94)	-	(203,926.94)	-
Total	(14,674,128.21)	-	(4,975,828.07)	-
Net	329,860,697.53	-	136,337,304.28	-

(Unit : Baht)

	<u>Consolidated financial statements</u>		<u>Separate financial statements</u>	
	<u>As at December 31,</u>		<u>As at December 31,</u>	
	<u>2020</u>	<u>2019</u>	<u>2020</u>	<u>2019</u>
Short-term loans				
Subsidiary				
Balance as at beginning	-	-	30,000,000.00	15,000,000.00
Increase	-	-	-	15,000,000.00
Decrease	-	-	-	-
Balance as at ending	-	-	30,000,000.00	30,000,000.00
Directors in parent company				
Balance as at beginning	-	-	-	-
Increase	-	461,400,000.00	-	461,400,000.00
Decrease	-	(461,400,000.00)	-	(461,400,000.00)
Balance as at ending	-	-	-	-
Long-term loans				
Directors in parent company				
Balance as at beginning	1,636,400,000.00	1,134,300,000.00	1,636,400,000.00	1,134,300,000.00
Increase	318,600,000.00	881,400,000.00	318,600,000.00	881,400,000.00
Decrease	(72,400,000.00)	(379,300,000.00)	(72,400,000.00)	(379,300,000.00)
Total	1,882,600,000.00	1,636,400,000.00	1,882,600,000.00	1,636,400,000.00
Less Current portion of long-term loans	(393,000,000.00)	-	(393,000,000.00)	-
Balance as at ending	1,489,600,000.00	1,636,400,000.00	1,489,600,000.00	1,636,400,000.00
Directors in subsidiaries				
Balance as at beginning	249,500,000.00	227,900,000.00	-	-
Increase	-	50,000,000.00	-	-
Decrease	(24,500,000.00)	(28,400,000.00)	-	-
Total	225,000,000.00	249,500,000.00	-	-
Less Current portion of long-term loans	(103,000,000.00)	-	-	-
Balance as at ending	122,000,000.00	249,500,000.00	-	-
Related persons in subsidiaries				
Balance as at beginning	708,500,000.00	697,800,000.00	-	-
Increase	-	110,000,000.00	-	-
Decrease	(103,100,000.00)	(99,300,000.00)	-	-
Total	605,400,000.00	708,500,000.00	-	-
Less Current portion of long-term loans	(57,000,000.00)	-	-	-
Balance as at ending	548,400,000.00	708,500,000.00	-	-
Total current portion of long-term loans	553,000,000.00	-	393,000,000.00	-
Total long-term loans	2,160,000,000.00	2,594,400,000.00	1,489,600,000.00	1,636,400,000.00



As at December 31, 2020 and 2019, the whole amount of short-term loans from subsidiary company is in form of promissory note in the type of call, carried interest rate at 1.40% and 1.58% per annum respectively.

As at December 31, 2020, the whole amount of long-term loans from related persons are loans in form of promissory note which will be gradually matured within 2021, 2022 and 2024 and as at December 31, 2019, the whole amount of long-term loans from related persons are loans in form of promissory note which will be gradually matured within 2021, 2022 and 2024 carried interest rate at 3.25%-5.50% per annum for the both years.

## 6.2 Inter-revenues and expenses

(Unit : Baht)

		<u>Consolidated financial statements</u>		<u>Separate financial statements</u>	
		<u>For the year ended December 31,</u>			
	<u>Pricing policy</u>	<u>2020</u>	<u>2019</u>	<u>2020</u>	<u>2019</u>
<b>Inter-transaction with subsidiaries</b>					
(Eliminated from consolidated financial statements)					
Sales	Agreement price, reference to market price	-	-	367,808,940.84	385,364,104.43
Purchase	Agreement price, reference to market price	-	-	3,456,948,116.15	4,024,118,423.64
Rental income	Contract price	-	-	5,935,098.00	5,935,098.00
Other income	Cost price and agreement price	-	-	24,245,014.00	26,135,108.60
Dividend received	Approved of shareholder's meeting	-	-	491,399,025.00	-
Other expenses	Cost price	-	-	3,601,362.07	6,131,583.47
Interest expense recognized in profit or loss	Annual interest rate at 1.40-1.95%	-	-	427,660.26	468,534.26
<b>Inter-transaction with associates</b>					
Sales	Agreement price, reference to market price	6,110,985,563.35	6,773,898,828.63	1,962,164,511.70	2,152,568,482.29
Purchase	Agreement price, reference to market price	294,332,895.27	436,612,052.82	259,565,650.31	386,186,904.50
Rental income	Contract price	23,175,105.05	20,396,491.90	20,148,015.00	17,369,401.85
Other income	Cost price and market price	169,989,101.60	179,426,279.89	123,844,451.60	128,632,269.89
Dividend received	Approved of shareholder's meeting	84,769,827.00	48,999,900.00	84,769,827.00	48,999,900.00
Other expenses	Cost price	870,387.41	965,880.00	870,387.41	916,380.00
<b>Inter-transaction with related companies</b>					
Sales	Agreement price, reference to market price	1,585,110,262.05	2,273,502,722.62	1,098,766,763.76	1,767,280,627.73
Purchase	Agreement price, reference to market price	2,736,908,933.63	2,690,064,657.40	-	-
Rental income	Contract price	600,000.00	600,000.00	-	-
Other income	Cost price and market price	39,564,283.18	43,825,128.65	3,072,307.96	3,090,300.05
Rental expenses	Contract price	-	25,509,062.69	-	9,429,062.69
Other expenses	Cost price and market price	7,968,094.79	22,714,208.72	2,211,472.29	2,263,020.16
Depreciation of the right-of-use assets	Contract price	21,242,171.01	-	7,144,374.24	-
Interest expenses from lease liabilities	Annual interest rate at 3.25 %	10,849,917.12	-	4,159,157.62	-
<b>Inter-transaction with related persons</b>					
Interest expense recognized in					
profit or loss	Annual interest rate at 3.25-5.50%	73,387,785.73	62,290,248.43	55,983,287.38	51,099,906.02
Interest expenses capitalized to					
cost of assets	Annual interest rate at 3.25-5.50%	35,084,205.57	33,809,482.86	12,875,700.67	3,542,349.47

6.3 Management's remuneration

(Unit : Baht)

	<u>Consolidated financial statements</u>		<u>Separate financial statements</u>	
	<u>For the year ended December 31,</u>			
	<u>2020</u>	<u>2019</u>	<u>2020</u>	<u>2019</u>
Short-term employee benefits	128,235,908.00	125,900,646.00	52,786,043.00	52,908,853.00
Post-employment benefits	1,239,798.00	3,354,667.00	847,076.00	1,871,196.00
Total	129,475,706.00	129,255,313.00	53,633,119.00	54,780,049.00

Management's remuneration represent the benefits paid to the Company's management and directors such as salaries, related benefit and directors' remuneration including the benefit paid by other means. The Company's management are the persons who are defined under the Securities and Exchange Act.

6.4 Relationship among the companies

Consisted of :-

<u>Company's Name</u>	<u>Relationship</u>
Krunghthai Farm Co., Ltd.	Subsidiary company by shareholding and common management
M.K.S. Farm Co., Ltd.	Subsidiary company by shareholding and common management
GF Foods Co., Ltd.	Subsidiary company by shareholding and common management
Krunghthai Food Public Co., Ltd.	Subsidiary company by shareholding and common management
GP Breeding Co., Ltd.	Subsidiary company by shareholding and common management
McKey Food Services (Thailand) Ltd.	Associated company by shareholding
GFPT Nichirei (Thailand) Co., Ltd.	Associated company by shareholding
M.K.S. Condotown Co., Ltd.	Related company by common management
P. Charoen Phan Feedmill Co., Ltd.	Related company by common management
P. Charoen Phan Produce Co., Ltd.	Related company by common management
P. Charoen Phan G.P.Farm Co., Ltd.	Related company by common management
Krunghthai Aqua-Culture Co., Ltd.	Related company by common management
Nichirei Foods Inc.	Related company by shareholding of associated company
Keystone Foods (AP) Ltd.	Related company with associated company by common parent company with associated company
Surapon Nichirei Foods Co., Ltd.	Related company with associated company by common parent company with associated company
Surapon Foods Public Co., Ltd.	Related company with associated company by shareholding of Surapon Nichirei Foods Co., Ltd.
Related Persons	Directors and shareholders and related persons with directors and shareholders

## 7. Financial assets and liabilities

As at December 31, 2020, the Group's management has assessed which business models applied to the financial assets and liabilities held by the Group and has classified the financial assets and liabilities as below. (The disclosure for balances as at 1 January 2020, has been disclosed in Note 5.1)

(Unit : Baht)

	<u>Consolidated financial statements</u>		
	<u>Fair value</u>	<u>Amortized cost</u>	<u>Total</u>
<u>Financial assets</u>			
Cash and cash equivalents	-	1,187,463,372.17	1,187,463,372.17
Trade and other receivables	-	715,058,975.88	715,058,975.88
Derivative assets	3,548,483.79	-	3,548,483.79
Other current assets	-	33,448,961.84	33,448,961.84
Other non-current assets	-	20,065,412.43	20,065,412.43
Total	3,548,483.79	1,956,036,722.32	1,959,585,206.11
<u>Financial liabilities</u>			
Short-term loans from financial institutions	-	700,000,000.00	700,000,000.00
Trade and other payables	-	1,081,013,365.08	1,081,013,365.08
Income tax payable	-	97,691,796.97	97,691,796.97
Other current liabilities	-	37,834,873.89	37,834,873.89
Long-term loans from related persons	-	2,713,000,000.00	2,713,000,000.00
Deferred rental income	-	107,170,456.62	107,170,456.62
Lease liabilities	-	363,471,751.72	363,471,751.72
Derivative liabilities	17,892,997.84	-	17,892,997.84
Other non-current liabilities	-	14,138,450.16	14,138,450.16
Total	17,892,997.84	5,114,320,694.44	5,132,213,692.16

(Unit : Baht)

Separate financial statements

	<u>Fair value</u>	<u>Amortized cost</u>	<u>Total</u>
<u>Financial assets</u>			
Cash and cash equivalents	-	335,104,708.82	335,104,708.82
Trade and other receivables	-	306,894,743.85	306,894,743.85
Derivative assets	940,249.58	-	940,249.58
Other current assets	-	28,139,639.25	28,139,639.25
Other non-current assets	-	17,765,230.49	17,765,230.49
Total	940,249.58	687,904,322.41	688,844,571.99

Financial liabilities

Short-term loans from financial institutions	-	700,000,000.00	700,000,000.00
Short-term loans from Subsidiary	-	30,000,000.00	30,000,000.00
Trade and other payables	-	326,984,136.13	326,984,136.13
Income tax payables	-	48,372,199.44	48,372,199.44
Other current liabilities	-	15,087,157.86	15,087,157.86
Long-term loans from related persons	-	1,882,600,000.00	1,882,600,000.00
Deferred rental income	-	75,883,333.20	75,883,333.20
Lease liabilities	-	142,236,692.62	142,236,692.62
Derivative liabilities	1,775,255.80	-	1,775,255.80
Other non-current liabilities	-	7,564,348.16	7,564,348.16
Total	1,775,255.80	3,228,727,867.41	3,230,503,123.21

8. Cash and cash equivalents

Consisted of :-

(Unit : Baht)

	<u>Consolidated financial statements</u>		<u>Separate financial statements</u>	
	<u>As at December 31,</u>		<u>As at December 31,</u>	
	<u>2020</u>	<u>2019</u>	<u>2020</u>	<u>2019</u>
Cash on hand	638,704.80	520,000.00	162,204.80	55,000.00
Saving deposit	772,359,093.69	676,695,940.29	309,064,250.42	44,335,409.35
Current deposit	411,472,386.68	405,982,334.44	25,878,253.60	29,628,441.39
Cheques on hand	2,993,187.00	4,056,912.72	-	-
Total	1,187,463,372.17	1,087,255,187.45	335,104,708.82	74,018,850.74



9. Trade and other receivables

Consisted of :-

(Unit : Baht)

	<u>Consolidated financial statements</u>		<u>Separate financial statements</u>	
	<u>As at December 31,</u>		<u>As at December 31,</u>	
	<u>2020</u>	<u>2019</u>	<u>2020</u>	<u>2019</u>
Trade receivables-related parties	368,556,737.21	475,832,917.31	181,546,613.74	269,543,028.48
Trade receivables-other parties	274,553,738.28	330,968,605.99	104,337,178.85	134,403,723.11
Notes receivables-other parties	50,307,010.00	51,590,027.50	-	-
Total trade and notes receivables	693,417,485.49	858,391,550.80	285,883,792.59	403,946,751.59
<u>Less</u> Allowance for expected credit losses	(29,602,754.92)	(33,918,874.20)	-	-
Total trade and notes receivables-net	663,814,730.57	824,472,676.60	285,883,792.59	403,946,751.59
Other receivables-related parties	18,438,975.10	17,425,637.20	11,101,208.16	11,832,260.64
Other receivables-other parties	2,172,326.25	16,422,538.90	62,742.13	12,763,889.05
Advance payment-related parties	915.00	305,862.90	2,376,234.77	1,747,245.67
Advance payment-other parties	1,356,971.73	1,500,105.84	57,300.00	40,000.00
Current portion of prepaid rental-related party	-	1,749,999.96	-	-
Prepaid expenses-related party	-	687,277.50	-	687,277.50
Prepaid expenses-other parties	26,406,315.33	23,948,759.71	6,272,904.30	6,306,098.78
Accrued income-other parties	2,868,741.90	3,346,381.95	1,140,561.90	1,139,609.00
Total other receivables-net	51,244,245.31	65,386,563.96	21,010,951.26	34,516,380.64
Total trade and other receivables-net	715,058,975.88	889,859,240.56	306,894,743.85	438,463,132.23

Trade and notes receivables were classified by aging as follows :-

9.1 Trade receivables-related parties

(Unit : Baht)

	<u>Consolidated financial statements</u>		<u>Separate financial statements</u>	
	<u>As at December 31,</u>		<u>As at December 31,</u>	
	<u>2020</u>	<u>2019</u>	<u>2020</u>	<u>2019</u>
Trade and notes receivables within due period	341,493,671.85	408,416,003.87	154,264,759.38	258,124,743.42
Trade and notes receivables over due period				
- Not more than 3 months	27,063,065.36	67,416,913.44	27,281,854.36	11,418,285.06
Total	368,556,737.21	475,832,917.31	181,546,613.74	269,543,028.48

The normal credit term granted to customers of the Group is 1-180 days.

9.2 Trade receivables-other parties

(Unit : Baht)

	<u>Consolidated financial statements</u>		<u>Separate financial statements</u>	
	<u>As at December 31,</u>		<u>As at December 31,</u>	
	<u>2020</u>	<u>2019</u>	<u>2020</u>	<u>2019</u>
Trade and notes receivables within				
due period	247,370,369.95	261,648,739.94	74,414,363.55	91,180,130.54
Trade and notes receivables over				
due period				
- Not more than 3 months	48,181,813.98	86,299,809.35	29,922,815.30	42,853,937.57
- More than 3 months	29,308,564.35	34,610,084.20	-	369,655.00
Total	324,860,748.28	382,558,633.49	104,337,178.85	134,403,723.11
<u>Less</u> Allowance for doubtful accounts	(29,602,754.92)	(33,918,874.20)	-	-
Net	295,257,993.36	348,639,759.29	104,337,178.85	134,403,723.11

The normal credit term granted to customers of the Group is 1-60 days.

The movement of allowance for expected credit losses-trade accounts and other receivable-other parties for the year ended December 31, 2020 and 2019, were as follows :-

(Unit : Baht)

	<u>Consolidated financial statements</u>		<u>Separate financial statements</u>	
	<u>As at December 31,</u>		<u>As at December 31,</u>	
	<u>2020</u>	<u>2019</u>	<u>2020</u>	<u>2019</u>
Beginning balance	(33,918,874.20)	(35,527,662.67)	-	-
Additions during the year	(4,661,828.92)	(480,195.00)	-	-
Collect during the year	3,400,429.20	2,027,031.47	-	-
Written off during the year	5,577,519.00	61,952.00	-	-
Ending balance	(29,602,754.92)	(33,918,874.20)	-	-

10. Inventories

Consisted of :-

(Unit : Baht)

	<u>Consolidated financial statements</u>		<u>Separate financial statements</u>	
	<u>As at December 31,</u>		<u>As at December 31,</u>	
	<u>2020</u>	<u>2019</u>	<u>2020</u>	<u>2019</u>
Finished goods-processed chicken products	197,552,889.69	137,390,535.85	193,414,558.27	132,085,172.01
Finished goods-feed mill	48,365,284.31	57,062,001.69	-	-
Finished goods-egg	676,844.33	379,051.69	-	-
Raw materials and medical supplies	1,992,547,781.22	2,199,994,187.25	19,366,010.21	21,139,801.55
Raw materials in transit	358,651,980.12	207,390,981.89	-	-
Goods in transit	-	4,368,555.64	-	-
Work in process	163,475,390.54	56,784,404.86	157,592,335.92	56,476,446.68
Current biological assets				
Seed eggs and eggs in hatchery	83,341,065.57	109,596,068.39	-	-
Rearing chicken	338,642,121.35	422,412,858.69	-	-
Spare parts, factory supplies, supplies and others	625,518,140.11	536,350,003.04	147,193,358.94	137,832,266.43
Total	3,808,771,497.24	3,731,728,648.99	517,566,263.34	347,533,686.67
<u>Less</u> Allowance for decline in value of				
non-movement inventories	(2,878,872.85)	(2,878,872.85)	(2,878,872.85)	(2,878,872.85)
Allowance for decline in value of				
inventories	(7,589,569.22)	(12,020,802.72)	(7,569,914.65)	(9,929,955.14)
Net	3,798,303,055.17	3,716,828,973.42	507,117,475.84	334,724,858.68

An analysis of the estimates of physical quantities biological assets as at 31 December 2020 and 2019 were as follows:

	<u>Consolidated financial statements</u>	
	<u>As at December 31,</u>	
	<u>2020</u>	<u>2019</u>
Seed eggs and eggs in hatchery (Unit : Egg)	9,147,190	9,807,893
Rearing chicken (Unit : Head)	7,416,115	9,423,404

For the year ended December 31, 2020 and 2019, no movement of allowance for non-movement inventories.

For the year ended December 31, 2020 and 2019, the movement of allowance for decline in value of inventories were as follows :-

	(Unit : Baht)			
	<u>Consolidated financial statements</u>		<u>Separate financial statements</u>	
	<u>For the year ended December 31,</u>			
	<u>2020</u>	<u>2019</u>	<u>2020</u>	<u>2019</u>
Allowance for decline in value of inventories-beginning	(12,020,802.72)	(29,973,503.50)	(9,929,955.14)	(18,273,921.69)
Increased during the year	-	(522,814.75)	-	-
Reversed/sold during the year	4,431,233.50	18,475,515.53	2,360,040.49	8,343,966.55
Allowance for decline in value of inventories-ending	(7,589,569.22)	(12,020,802.72)	(7,569,914.65)	(9,929,955.14)

	(Unit : Baht)			
	<u>Consolidated financial statements</u>		<u>Separate financial statements</u>	
	<u>For the year ended December 31,</u>			
	<u>2020</u>	<u>2019</u>	<u>2020</u>	<u>2019</u>
Cost of inventories recognized as an expense and is included in cost of goods sold account				
- Cost of goods sold	12,365,926,345.02	14,461,422,990.00	5,787,383,671.07	7,675,356,786.01
- The reduction in net worth that is expected to receive (Reversed)	(4,431,233.50)	(17,952,700.78)	(2,360,040.49)	(8,343,966.55)
Net	12,361,495,111.52	14,443,470,289.22	5,785,023,630.58	7,667,012,819.46

## 11. Investments in associates

As at December 31, 2020 and 2019, the Company's investments in associates were as follows :-

	(Unit: Baht)							
	<u>Consolidated financial statements</u>				<u>Separate financial statements</u>			
<u>Name of company</u>	<u>Paid-up</u>		<u>% Share</u>		<u>Equity method</u>		<u>Cost method</u>	
	<u>share capital</u>		<u>-holding</u>		<u>As at December 31,</u>		<u>As at December 31,</u>	
	<u>2020</u>	<u>2019</u>	<u>2020</u>	<u>2019</u>	<u>2020</u>	<u>2019</u>	<u>2020</u>	<u>2019</u>
Investments in associates								
- MCKEY FOOD SERVICES (THAILAND) LTD.	100,000,000.00	100,000,000.00	49.00	49.00	1,483,089,884.51	1,246,124,096.91	49,000,000.00	49,000,000.00
- GFPT NICHIREI (THAILAND) CO., LTD.	3,014,000,000.00	3,014,000,000.00	49.00	49.00	1,676,021,714.98	1,645,696,021.17	1,476,859,700.00	1,476,859,700.00
Total					3,159,111,599.49	2,891,820,118.08	1,525,859,700.00	1,525,859,700.00



The financial information of associates

The financial information as presented in the financial statements of associates were as follows :-

	(Unit : Baht)	
	<u>As at December 31,</u>	
	<u>2020</u>	<u>2019</u>
MCKEY FOOD SERVICES (THAILAND) LTD.		
Current assets	2,099,326,028.28	1,910,427,662.86
Non-current assets	1,928,010,983.80	1,678,497,249.65
Current liabilities	(763,546,990.79)	(738,091,077.68)
Non-current liabilities	(236,294,667.48)	(306,941,776.12)
Total assets-net	3,027,495,353.81	2,543,892,058.71

## GFPT NICHIREI (THAILAND) CO., LTD.

Current assets	1,528,401,356.76	1,947,687,643.08
Non-current assets	2,574,913,112.25	1,982,862,215.91
Current liabilities	(541,811,928.64)	(500,065,645.61)
Non-current liabilities	(108,277,900.25)	(47,780,451.06)
Total assets-net	3,453,224,640.12	3,382,703,762.32

	(Unit : Baht)	
	<u>For the year ended December 31,</u>	
	<u>2020</u>	<u>2019</u>
MCKEY FOOD SERVICES (THAILAND) LTD.		
Revenue	7,225,852,325.87	7,164,261,686.37
Profit from continuing operations	656,603,295.10	517,125,680.64
Profit (loss) before income tax from discontinued operations	-	-
Profit for the year	656,603,295.10	517,125,680.64
Other comprehensive income for the year	-	-
Total comprehensive income for the year	656,603,295.10	517,125,680.64
Dividend received from associate for the year	84,769,827.00	48,999,900.00

(Unit : Baht)

For the year ended December 31,

	<u>2020</u>	<u>2019</u>
GFPT NICHIREI (THAILAND) CO., LTD.		
Revenue	7,436,719,017.02	8,215,526,696.33
Profit (loss) from continuing operations	66,279,157.88	4,821,585.88
Profit (loss) before income tax from discontinued operations	-	-
Profit (loss) for the year	66,279,157.88	4,821,585.88
Other comprehensive income for the year	-	-
Total comprehensive income for the year	66,279,157.88	4,821,585.88
Dividend received from associate for the year	-	-

Reconciliation of financial data above, the carrying amount of the equity of associates is recognized in the consolidated financial statements.

(Unit : Baht)

As at December 31,

	<u>2020</u>	<u>2019</u>
MCKEY FOOD SERVICES (THAILAND) LTD.		
Net assets of the associates	3,027,495,353.81	2,543,892,058.71
Shareholding of the Company (%)	49.00	49.00
	1,483,472,723.37	1,246,507,108.77
Other adjustments	(382,838.86)	(383,011.86)
Book value of the Company in associates	1,483,089,884.51	1,246,124,096.91

GFPT NICHIREI (THAILAND) CO., LTD.

Net assets of the associates	3,453,224,640.12	3,382,703,762.32
Shareholding of the Company (%)	49.00	49.00
	1,692,080,073.66	1,657,524,843.54
Other adjustments	(16,058,358.68)	(11,828,822.37)
Book value of the Company in associates	1,676,021,714.98	1,645,696,021.17
Total book value of the Company in associates	3,159,111,599.49	2,891,820,118.08

12. Investments in subsidiaries

As at December 31, 2020 and 2019, the Company had investments in subsidiaries were as follows :-

(Unit: Baht)

Name of company	Separate financial statements							
	Paid-up		% Share-		Cost method		Dividend	
	share Capital		holding		As at December 31,		For the year ended December 31,	
	2020	2019	2020	2019	2020	2019	2020	2019
<u>Investments in Subsidiaries</u>								
- M.K.S. FARM CO., LTD.	550,000,000.00	550,000,000.00	99.99	99.99	549,999,910.00	549,999,910.00	-	-
- KRUNGTHAI FARM CO., LTD.	350,000,000.00	350,000,000.00	99.99	99.99	349,999,910.00	349,999,910.00	-	-
- KRUNGTHAI FOOD PUBLIC CO., LTD.	400,000,000.00	400,000,000.00	98.2873	98.2761	537,074,727.35	536,374,727.35	491,399,025.00	-
- GF FOODS CO., LTD.	160,000,000.00	160,000,000.00	99.99	99.99	159,999,100.00	159,999,100.00	-	-
- GP BREEDING CO., LTD.	200,000,000.00	200,000,000.00	99.99	99.99	200,499,895.00	200,499,895.00	-	-
Total					1,797,573,542.35	1,796,873,542.35	491,399,025.00	-

For the year ended December 31, 2020, the Company has invested more in KRUNGTHAI FOOD PUBLIC CO., LTD., a subsidiary for 4,500 shares in the amount of Baht 0.70 million. The proportion of shareholding increased from 98.2761% to 98.2873% The purchase in lower price than the book value results in the discount from purchasing the investment amount of Baht 0.09 million representing in the shareholder's equity as it is considered as the change of shareholders after the control in such subsidiary.

According to the Board of Directors' Meeting of Krungthai Food Public Company Limited no. 4/2020, held on April 6, 2020, it was resolved to approve the payment of interim dividends from retained earnings for the year 2009 and 2010 to shareholders in the amount of 40,000,000 shares at the rate of 12.50 baht per share, amounting to Bath 500.00 million which equivalent the Company's dividend amounting to Bath 491.40 million, The payment will be made on 22 April 2020.

13. Non-current biological assets13.1 Grandparent chickens

Consisted of :-

(Unit : Baht)

	Consolidated financial statements		
	Productive period grandparent chickens	Growth cycle grandparent chickens	Total
<b>Cost :-</b>			
As at January 1, 2019	116,163,620.12	40,071,784.92	156,235,405.04
Purchase	-	119,777,780.45	119,777,780.45
Transfer in	136,761,719.51	-	136,761,719.51
Depreciation transferred to costs of rearing	-	13,822,756.46	13,822,756.46
Sale	(116,163,620.12)	-	(116,163,620.12)
Transfer out	-	(136,761,719.51)	(136,761,719.51)
As at December 31, 2019	136,761,719.51	36,910,602.32	173,672,321.83
Purchase	-	123,987,275.50	123,987,275.50
Transfer in	115,165,534.65	-	115,165,534.65
Depreciation transferred to costs of rearing	-	11,513,651.66	11,513,651.66
Sale	(136,761,719.51)	-	(136,761,719.51)
Transfer out	-	(115,165,534.65)	(115,165,534.65)
As at December 31, 2020	115,165,534.65	57,245,994.83	172,411,529.48
<b>Accumulated depreciation :-</b>			
As at January 1, 2019	(51,744,339.72)	-	(51,744,339.72)
Depreciation for the year	(130,676,991.24)	-	(130,676,991.24)
Depreciation for sale /retirement	108,645,890.18	-	108,645,890.18
As at December 31, 2019	(73,775,440.78)	-	(73,775,440.78)
Depreciation for the year	(121,719,116.95)	-	(121,719,116.95)
Depreciation for sale /retirement	125,063,835.24	-	125,063,835.24
As at December 31, 2020	(70,430,722.49)	-	(70,430,722.49)
<b>Book value net :-</b>			
As at December 31, 2019	62,986,278.73	36,910,602.32	99,896,881.05
As at December 31, 2020	44,734,812.16	57,245,994.83	101,980,806.99
<b>Depreciation was shown in profit or loss for the year</b>			
Ended December 31, 2019			130,676,991.24
Ended December 31, 2020			121,719,116.95



13.2 Parent chickens

Consisted of :-

(Unit : Baht)

	Consolidated financial statements		
	Productive period parent chickens	Growth cycle parent chickens	Total
<b>Cost :-</b>			
As at January 1, 2019	362,786,270.48	179,168,482.80	541,954,753.28
Purchase	-	554,551,445.24	554,551,445.24
Transfer in	568,754,655.11	-	568,754,655.11
Depreciation transferred to costs of rearing	-	42,162,996.95	42,162,996.95
Sale	(512,494,171.04)	-	(512,494,171.04)
Transfer out	-	(568,754,655.11)	(568,754,655.11)
As at December 31, 2019	419,046,754.55	207,128,269.88	626,175,024.43
Purchase	-	540,316,467.47	540,316,467.47
Transfer in	671,212,176.49	-	671,212,176.49
Depreciation transferred to costs of rearing	-	47,762,662.36	47,762,662.36
Sale	(676,654,596.14)	-	(676,654,596.14)
Transfer out	-	(671,212,176.49)	(671,212,176.49)
As at December 31, 2020	413,604,334.90	123,995,223.22	537,599,558.12
<b>Accumulated depreciation :-</b>			
As at January 1, 2019	(145,830,183.69)	-	(145,830,183.69)
Depreciation for the year	(443,189,950.06)	-	(443,189,950.06)
Depreciation for sale /retirement	401,238,940.91	-	401,238,940.91
As at December 31, 2019	(187,781,192.84)	-	(187,781,192.84)
Depreciation for the year	(444,730,965.39)	-	(444,730,965.39)
Depreciation for sale /retirement	497,248,609.09	-	497,248,609.09
As at December 31, 2020	(135,263,549.14)	-	(135,263,549.14)
<b>Book value net :-</b>			
As at December 31, 2019	231,265,561.71	207,128,269.88	438,393,831.59
As at December 31, 2020	278,340,785.76	123,995,223.22	402,336,008.98

**Depreciation was shown in profit or loss for the year**

Ended December 31, 2019	443,189,950.06
Ended December 31, 2020	444,730,965.39

An analysis of the estimates of physical quantities biological assets as at December 31, 2020 and 2019, were as follows:

(Unit : Head)

	<u>Consolidated financial statements</u>	
	<u>As at December 31,</u>	
	<u>2020</u>	<u>2019</u>
Productive period grandparent chickens and parent chickens	848,506.00	713,556.00
Growth cycle grandparent chickens and parent chickens	404,082.00	582,756.00
Total	1,252,588.00	1,296,312.00

#### 14. Investment property

Consisted of :-

(Unit : Baht)

	<u>Consolidated financial statements</u>		
	<u>Land and Land improvements</u>	<u>Building</u>	<u>Total</u>
<b>Cost :-</b>			
As at January 1, 2019	267,247,814.80	130,310,492.98	397,558,307.78
Purchase	2,961,800.00	538,200.00	3,500,000.00
As at December 31, 2019	270,209,614.80	130,848,692.98	401,058,307.78
As at December 31, 2020	270,209,614.80	130,848,692.98	401,058,307.78
<b>Depreciation :-</b>			
As at January 1, 2019	(334,442.75)	(46,634,473.91)	(46,968,916.66)
Depreciation for the year	(48,497.55)	(6,316,731.74)	(6,365,229.29)
As at December 31, 2019	(382,940.30)	(52,951,205.65)	(53,334,145.95)
Depreciation for the year	(48,495.00)	(6,333,556.91)	(6,382,051.91)
As at December 31, 2020	(431,435.30)	(59,284,762.56)	(59,716,197.86)
<b>Allowance for impairment of assets :-</b>			
As at January 1, 2019	(817,646.00)	-	(817,646.00)
As at December 31, 2019	(817,646.00)	-	(817,646.00)
As at December 31, 2020	(817,646.00)	-	(817,646.00)
<b>Net book value :-</b>			
As at December 31, 2019	269,009,028.50	77,897,487.33	346,906,515.83
As at December 31, 2020	268,960,533.50	71,563,930.42	340,524,463.92
<b>Depreciation was shown in profit or loss for the year</b>			
Ended December 31, 2019			6,365,229.29
Ended December 31, 2020			6,382,051.91

(Unit : Baht)

	Separate financial statements		
	Land and Land improvements	Building	Total
<b>Cost :-</b>			
As at January 1, 2019	125,553,808.57	323,366,328.30	448,920,136.87
As at December 31, 2019	125,553,808.57	323,366,328.30	448,920,136.87
Purchase	-	191,449.10	191,449.10
Sales/written-off	-	(139,926,134.83)	(139,926,134.83)
As at December 31, 2020	125,553,808.57	183,631,642.57	309,185,451.14
<b>Depreciation :-</b>			
As at January 1, 2019	(334,442.75)	(211,700,859.66)	(212,035,302.41)
Depreciation for the year	(48,497.55)	(7,697,733.20)	(7,746,230.75)
As at December 31, 2019	(382,940.30)	(219,398,592.86)	(219,781,533.16)
Depreciation for the year	(48,495.00)	(7,701,503.22)	(7,749,998.22)
Depreciation for sale	-	139,926,133.83	139,926,133.83
As at December 31, 2020	(431,435.30)	(87,173,962.25)	(87,605,397.55)
<b>Allowance for impairment of assets :-</b>			
As at January 1, 2019	(41,800.00)	-	(41,800.00)
As at December 31, 2019	(41,800.00)	-	(41,800.00)
As at December 31, 2020	(41,800.00)	-	(41,800.00)
<b>Net book value :-</b>			
As at December 31, 2019	125,129,068.27	103,967,735.44	229,096,803.71
As at December 31, 2020	125,080,573.27	96,457,680.32	221,538,253.59

**Depreciation was shown in profit or loss for the year**

Ended December 31, 2019	7,746,230.75
Ended December 31, 2020	7,749,998.22

- Consolidated financial statements

As at December 31, 2020 and 2019, the Group pledged investment property at cost value of Baht 103.04 million and the book value of Baht 58.80 million and the cost value of Baht 103.04 million and the book value of Baht 63.71 million respectively, to guarantee credit of the Group with commercial banks and financial institutions, (Note 20).

As at December 31, 2020 and 2019, the fair value of investment property is in accordance to the valuation report dated on January and July to September 2018 was Baht 1,304.47 million. (The fair value includes assets acquired after the valuation report dated amount of Baht 3.49 million. The Group believes that the book value of the acquired assets does not materially differ from the fair value.) The fair value of investment property is determined by an independent appraiser who has been approved by the Office of the Securities and Exchange Commission (Thailand) by using Market Approach and Income Approach for the land valuation and Cost Approach for buildings valuation. The fair value of investment property is hierarchical level 3.

For the year ended December 31, 2020 and 2019, investment property contributed rental income which recognized in profit and loss of Baht 28.32 million and Baht 25.59 million respectively.

- Separate financial statements

As at December 31, 2020 and 2019, the Company pledged investment property at cost value of Baht 173.88 million and the book value of Baht 99.28 million and the cost value of Baht 313.61 million and the book value of Baht 105.46 million respectively, to guarantee credit of the Group with commercial banks and financial institutions, (Note 20).

As at December 31, 2020 and 2019, the fair value of investment property is in accordance to the valuation report dated on July to September 2018 was Baht 1,273.40 million for both years. The fair value of investment property is determined by an independent appraiser who has been approved by the Office of the Securities and Exchange Commission (Thailand) by using Market Approach and Income Approach for the land valuation and Cost Approach for buildings valuation. The fair value of investment property is hierarchical level 3.

For the year ended December 31, 2020 and 2019, investment property contributed rental income which recognized in profit and loss of Baht 26.36 million and Baht 23.58 million respectively.



15. Property, plant and equipment

Consisted of :-

Cost :-	Consolidated financial statements										(Unit : Baht)
	Land and land improvement	Building and building improvement	Machines and equipment	Tools	Office equipment	Vehicles	Others fixed assets	Construction in progress	During cultivation rubber trees	Total	
As at January 1, 2019	614,701,756.53	7,989,490,739.25	3,665,235,405.78	1,295,765,058.46	488,018,569.68	1,144,672,793.35	801,751.00	1,962,227,884.60	9,056,648.67	17,169,970,607.32	
Purchase	55,949,875.00	3,343,313.01	35,319,204.83	18,088,987.54	20,914,529.49	102,368,726.13	-	1,052,007,756.23	2,054,023.02	1,290,046,415.25	
Transfer in	19,172,617.21	416,295,890.41	107,402,797.07	118,650,663.56	4,022,992.02	16,972,214.51	-	154,639,952.44	510,253.74	837,667,380.96	
Sales/written-off	-	(162,436,926.40)	(326,667,852.36)	(25,950,629.41)	(14,865,319.00)	(39,109,564.77)	-	(2,918,079.33)	-	(571,948,371.27)	
Transfer out	-	-	-	-	(12,840.00)	-	-	(707,351,248.61)	-	(707,364,088.61)	
As at December 31, 2019	689,824,248.74	8,246,693,016.27	3,481,289,555.32	1,406,554,080.15	498,077,932.19	1,224,904,169.22	801,751.00	2,458,606,265.33	11,620,925.43	18,018,371,943.65	
Purchase	7,155,089.00	2,559,289.70	28,394,830.01	19,293,676.11	17,692,517.76	36,782,289.72	-	1,506,670,156.83	-	1,618,547,849.13	
Transfer in	311,293.43	290,746,082.15	36,204,646.13	56,050,781.73	2,176,672.22	7,504,531.98	-	209,747,656.14	-	602,741,663.78	
Sales/written-off	-	(156,664,902.44)	(7,298,570.84)	(33,252,216.61)	(24,874,383.92)	(24,932,913.43)	-	(3,886,549.46)	-	(250,909,536.70)	
Transfer out	-	-	-	-	-	-	-	(429,804,973.98)	-	(429,804,973.98)	
As at December 31, 2020	697,290,631.17	8,383,333,485.68	3,538,590,460.62	1,448,646,321.38	493,072,738.25	1,244,258,077.49	801,751.00	3,741,332,554.86	11,620,925.43	19,558,946,945.88	
<b>Accumulated depreciation:-</b>											
As at January 1, 2019	(35,521,244.92)	(3,707,755,085.23)	(2,628,280,277.38)	(1,065,496,114.67)	(423,976,083.31)	(860,946,002.97)	(798,776.50)	-	-	(8,722,773,584.98)	
Depreciation for the year	(2,887,433.20)	(338,657,176.13)	(217,459,767.67)	(91,882,158.14)	(26,540,989.04)	(105,225,045.08)	(2,971.50)	-	-	(782,655,540.76)	
Depreciation for sale/written-off assets	-	147,366,334.94	298,484,958.23	25,781,656.14	14,436,048.96	39,093,806.22	-	-	-	525,162,804.49	
As at December 31, 2019	(38,408,678.12)	(3,899,045,926.42)	(2,547,255,086.82)	(1,131,596,616.67)	(436,081,023.39)	(927,077,241.83)	(801,748.00)	-	-	(8,980,266,321.25)	
Depreciation for the year	(2,949,603.94)	(351,765,596.81)	(191,071,749.25)	(98,578,021.51)	(23,689,247.02)	(106,885,254.72)	-	-	-	(774,939,473.25)	
Depreciation for sale/written-off assets	-	151,593,324.46	7,270,120.05	33,091,092.07	24,722,988.55	24,891,626.31	-	-	-	241,569,151.44	
As at December 31, 2020	(41,358,282.06)	(4,099,218,198.77)	(2,731,056,716.02)	(1,197,083,546.11)	(435,047,281.86)	(1,009,070,870.24)	(801,748.00)	-	-	(9,513,636,643.06)	
<b>Allowance for impairment of assets:-</b>											
As at December 31, 2019	(41,800.00)	-	-	-	-	-	-	-	-	(41,800.00)	
As at December 31, 2020	(41,800.00)	-	-	-	-	-	-	-	-	(41,800.00)	
<b>Book value net :-</b>											
As at December 31, 2019	651,373,770.62	4,347,647,089.85	934,034,468.50	274,957,463.48	61,996,908.80	297,826,927.39	3.00	2,458,606,265.33	11,620,925.43	9,038,063,822.40	
As at December 31, 2020	655,890,549.11	4,284,115,286.91	807,533,744.60	251,562,775.27	58,025,456.39	235,187,207.25	3.00	3,741,332,554.86	11,620,925.43	10,045,268,502.82	

**For the year ended December 31, 2019**

Depreciation was shown in profit or loss

Depreciation transferred to costs of rearing

Depreciation transferred to costs of construction in progress

**For the year ended December 31, 2020**

Depreciation was shown in profit or loss

Depreciation transferred to costs of rearing

Depreciation transferred to costs of construction in progress

722,868,334.00  
55,985,753.41  
3,801,453.35  
711,913,630.94  
59,276,314.02  
3,749,528.29

[illegible]

- Consolidated financial statements

For the year ended December 31, 2020 and 2019, the Group had capitalize borrowing cost to cost of construction in progress amount of Baht 38.68 million and Baht 35.96 million respectively. The cost of borrowings derived from the loans for general objectives and the capitalization rate was weighted average interest rate in each month of loans for general objectives which was 0.78% -5.50% and 1.54%-5.50% per annum respectively.

As at December 31, 2020 and 2019, the Group had land, land improvement and machines in the cost price was Baht 2,602.14 million and the book value of Baht 1,233.20 million and the cost price was Baht 2,675.56 million and the book value of Baht 1,238.33 million respectively, and to be acquired in the future pledged for collateral against credit line to commercial banks and financial institutions, (Note 20).

As at December 31, 2020 and 2019, the Group had the assets which fully depreciation but still in used. The cost price was Baht 5,065.40 million and the book value was Baht 382,986.00 and the cost price was Baht 4,970.50 million and the book value was Baht 378,374.00 respectively.

- Separate financial statements

For the year ended December 31, 2020 and 2019, the Company had capitalize borrowing cost to cost of construction in progress amount of Baht 15.43 million and Baht 5.69 million respectively. The cost of borrowings derived from the loans for general objectives and the capitalization rate was weighted average interest rate in each month of loans for general objectives which was 0.78% -5.50% and 1.54%-5.50% per annum respectively.

As at December 31, 2020 and 2019, the Company had land with buildings and improvement in the cost price was Baht 921.93 million and Baht 872.84 million respectively, and the book value of Baht 425.04 million and Baht 405.97 million respectively, and to be acquired in the future pledged for collateral against credit line to commercial banks and financial institutions, (Note 20).

As at December 31, 2020 and 2019, the Company had the assets which fully depreciation but still in used. The cost price was Baht 1,395.00 million and the book value was Baht 16,036.00 and the cost price was Baht 1,536.22 million and the book value was Baht 16,628.00 respectively.

16. Right-of-use assets and lease liabilities

For the year ended December 31, 2020, the movement was as follows :-

(Unit : Baht)

	Consolidated financial statements				
	Land	Land and building	Building and improvements	The vehicle	Total
<u>Right-of-use assets</u>					
Beginning book value	-				-
Adjustment from adoption of TFRS 16					
as at January 1, 2020 (Note 5)	35,088,692.61	80,354,416.68	289,213,758.63	1,356,753.60	406,013,621.52
Increased during the period	-	-	1,134,534.47	-	1,134,534.47
Adjust financial lease during the period	-	-	(1,624,647.36)	-	(1,624,647.36)
Depreciation for portion shown in profit or loss	(1,339,914.48)	(6,426,203.62)	(17,764,151.08)	(508,782.60)	(26,039,051.78)
Ending book value	33,748,778.13	73,928,213.06	270,959,494.66	847,971.00	379,484,456.85

(Unit : Baht)

	Separate financial statements			
	Land	Building and improvements	The vehicle	Total
<u>Right-of-use assets</u>				
Beginning book value	-	-	-	-
Adjustment from adoption of TFRS 16				
as at January 1, 2020 (Note 5)	27,130,629.17	121,171,413.06	1,356,753.60	149,658,795.83
Depreciation for portion shown in profit or loss	(1,004,838.12)	(6,139,536.12)	(508,782.60)	(7,653,156.84)
Ending book value	26,125,791.05	115,031,876.94	847,971.00	142,005,638.99

The statement of income for the year ended December 31, 2020, has transactions related to lease as follows :-

(Unit : Baht)

	<u>Consolidated</u> <u>financial statements</u>	<u>Separate</u> <u>financial statements</u>
Depreciation of the right-of-use assets	26,039,051.78	7,653,156.84
Financial cost relating to lease	11,540,984.52	4,194,484.29
Cash outflow for leases	30,761,002.26	10,029,318.00



Lease liabilities as at December 31, 2020, as follows :-

	(Unit : Baht)	
	<u>Consolidated</u>	<u>Separate</u>
	<u>financial statements</u>	<u>financial statements</u>
<u>Lease liabilities</u>		
Within 1 year	30,524,054.81	10,029,318.00
Over 1 year but not over 5 years	113,765,112.26	38,523,007.00
Over 5 years	334,325,124.32	145,224,019.00
	478,614,291.39	193,776,344.00
<u>Less</u> Future finance cost for lease liabilities	(115,142,539.67)	(51,539,651.38)
Present value finance lease liabilities	363,471,751.72	142,236,692.62

Present value finance lease liabilities as at December 31, 2020, as follows:-

	(Unit: Baht)	
	<u>Consolidated</u>	<u>Separate</u>
	<u>financial statements</u>	<u>financial statements</u>
Within 1 year	19,125,042.09	5,524,361.12
Over 1 year but not over 5 years	74,215,004.09	22,286,373.39
Over 5 years	270,131,705.54	114,425,958.11
Total	363,471,751.72	142,236,692.62

#### 17. Deferred tax assets

Deferred tax assets and liabilities as at December 31, 2020 and 2019, were as follows :-

	(Unit : Baht)			
	<u>Consolidated financial statements</u>		<u>Separate financial statements</u>	
	<u>As at December 31,</u>		<u>As at December 31,</u>	
	<u>2020</u>	<u>2019</u>	<u>2020</u>	<u>2019</u>
Deferred tax assets	187,070,379.24	180,392,114.67	66,455,665.47	95,316,137.26
Deferred tax liabilities	(68,779,761.91)	(110,880.00)	(28,389,377.72)	-
Net	118,290,617.33	180,281,234.67	38,066,287.75	95,316,137.26

Movements in total deferred tax assets and liabilities for the year ended December 31, 2020 and 2019, were as follows :-

(Unit : Baht)

	Consolidated financial statements				
	As at	Adjustment on	As at	(Charged) / credited	As at
	December 31, 2019	adoption of new TFRS	January 1, 2020	to profit or loss (Note 29)	December 31, 2020
Deferred tax assets					
Trade and other receivables	5,815,762.99	-	5,815,762.99	(990,938.65)	4,824,824.34
Inventories	2,978,214.67	-	2,978,214.67	(887,323.80)	2,090,890.87
Grandparent chickens	4,913,299.86	-	4,913,299.86	(173,748.79)	4,739,551.07
Parent chickens	19,430,333.25	-	19,430,333.25	(8,123,509.14)	11,306,824.11
Property, plant and equipment	22,744.34	-	22,744.34	(22,744.34)	-
Derivative liabilities	-	738,117.88	738,117.88	2,840,481.68	3,578,599.56
Employee benefit obligations	89,123,938.86	-	89,123,938.86	2,706,324.27	91,830,263.13
Lease liabilities	-	71,786,152.62	71,786,152.62	(3,086,726.46)	68,699,426.16
Tax losses carried forward for not more than five years	58,107,820.70	-	58,107,820.70	(58,107,820.70)	-
Total	180,392,114.67	72,524,270.50	252,916,385.17	(65,846,005.93)	187,070,379.24
Deferred tax liabilities					
Derivative assets	-	(89,342.92)	(89,342.92)	(620,353.84)	(709,696.76)
Right-of-use assets	-	(71,786,152.61)	(71,786,152.61)	3,824,130.43	(67,962,022.18)
Trade and other payables	(110,880.00)	-	(110,880.00)	2,837.03	(108,042.97)
Total	(110,880.00)	(71,875,495.53)	(71,986,375.53)	3,206,613.62	(68,779,761.91)
Net	180,281,234.67	648,774.97	180,930,009.64	(62,639,392.31)	118,290,617.33

(Unit : Baht)

	Separate financial statements				
	As at	Adjustment on	As at	(Charged) / credited	As at
	December 31, 2019	adoption of new TFRS	January 1, 2020	to profit or loss (Note 29)	December 31, 2020
Deferred tax assets					
Inventories	2,561,765.59	-	2,561,765.59	(472,008.10)	2,089,757.49
Derivative liabilities	-	41,929.20	41,929.20	313,121.96	355,051.16
Employee benefit obligations	34,646,550.97	-	34,646,550.97	929,343.32	35,575,894.29
Lease liabilities	-	29,594,503.67	29,594,503.67	(1,159,541.14)	28,434,962.53
Tax losses carried forward for not more than five years	58,107,820.70	-	58,107,820.70	(58,107,820.70)	-
Total	95,316,137.26	29,636,432.87	124,952,570.13	(58,496,904.66)	66,455,665.47
Deferred tax liabilities					
Derivative assets	-	-	-	(188,049.92)	(188,049.92)
Right-of-use assets	-	(29,594,503.67)	(29,594,503.67)	1,393,175.87	(28,201,327.80)
Total	-	(29,594,503.67)	(29,594,503.67)	1,205,125.95	(28,389,377.72)
Net	95,316,137.26	41,929.20	95,358,066.46	(57,291,778.71)	38,066,287.75

(Unit : Baht)

	Consolidated financial statements			Separate financial statements		
	As at January 1, 2019	(Charged)/ credited to profit or loss (Note 29)	As at December 31, 2019	As at January 1, 2019	(Charged)/ credited to profit or loss (Note 29)	As at December 31, 2019
Deferred tax assets						
Trade accounts receivable	6,232,340.66	(416,577.67)	5,815,762.99	-	-	-
Inventories	5,149,992.52	(2,171,777.85)	2,978,214.67	3,784,561.43	(1,222,795.84)	2,561,765.59
Investments in subsidiaries	16,785,536.90	(16,785,536.90)	-	16,785,536.90	(16,785,536.90)	-
Grandparent chickens	2,024,664.05	2,888,635.81	4,913,299.86	-	-	-
Parent chickens	16,670,709.46	2,759,623.79	19,430,333.25	-	-	-
Property, plant and equipment	45,483.84	(22,739.50)	22,744.34	-	-	-
Employee benefit obligations	84,312,818.00	4,811,120.86	89,123,938.86	33,158,207.27	1,488,343.70	34,646,550.97
Tax losses carried forward for not more than five years	144,730,292.86	(86,622,472.16)	58,107,820.70	144,730,292.86	(86,622,472.16)	58,107,820.70
Total	275,951,838.29	(95,559,723.62)	180,392,114.67	198,458,598.46	(103,142,461.20)	95,316,137.26
Deferred tax liabilities						
Trade and other payables	(100,800.00)	(10,080.00)	(110,880.00)	-	-	-
Total	(100,800.00)	(10,080.00)	(110,880.00)	-	-	-
Net	275,851,038.29	(95,569,803.62)	180,281,234.67	198,458,598.46	(103,142,461.20)	95,316,137.26

As at December 31, 2020 and 2019, the Group had temporary differences arising from the unutilized tax losses of Baht 31.08 million and 64.81 million respectively and as at December 31, 2019, the separate financial statements has amount of Baht 57.16 million which have not been recognized as deferred tax assets in the statement of financial position (because it is not probable that it will be able to utilize the tax benefit in the foreseeable future).

18. Intangible assets

Consisted of :-

	(Unit : Baht)	
	Consolidated financial statements	Separate financial statements
	Software licenses	Software licenses
<b>Cost: -</b>		
As at January 1, 2019	109,058,549.88	44,228,233.39
Purchase	439,126.87	83,496.32
As at December 31, 2019	109,497,676.75	44,311,729.71
Purchase	824,581.44	505,823.09
Transfer in	23,005.00	-
As at December 31, 2020	110,345,263.19	44,817,552.80
<b>Accumulated amortization: -</b>		
As at January 1, 2019	(51,617,652.56)	(36,824,347.96)
Amortization expenses	(16,494,098.82)	(3,487,015.15)
As at December 31, 2019	(68,111,751.38)	(40,311,363.11)
Amortization expenses	(15,785,736.30)	(2,494,285.89)
As at December 31, 2020	(83,897,487.68)	(42,805,649.00)
<b>Book value net: -</b>		
As at December 31, 2019	41,385,925.37	4,000,366.60
As at December 31, 2020	26,447,775.51	2,011,903.80
<b>For the year ended December 31, 2019</b>		
Amortization was shown in profit or loss	16,483,816.94	3,487,015.15
Amortization transferred to construction in progress	10,281.88	-
<b>For the year ended December 31, 2020</b>		
Amortization was shown in profit or loss	15,768,110.22	2,494,285.89
Amortization transferred to construction in progress	17,626.08	-



19. Prepaid rental expense

Consisted of :-

(Unit : Baht)

<u>Consolidated financial statements</u>	
<u>As at December 31,</u>	
	<u>2020</u>
	<u>2019</u>
Prepaid rental expense	- 19,249,999.56
<u>Less</u> Current portion of prepaid rental expense	- (1,749,999.96)
Net	- 17,499,999.60

The movement of prepaid rental expense for the year ended December 31, 2019 were as follows :-

(Unit: Baht)

<u>Consolidated financial statements</u>	
Prepaid rental expense	21,000,000.00
<u>Less</u> Rental expense recognized as expense in the year	(1,750,000.44)
Prepaid rental expense ending	19,249,999.56

Prepaid rental expense is leasehold rights under the land and building lease agreement which a subsidiary company has entered into the lease agreement with a related company. The term of agreement is for 12 years with expired in 2030. A subsidiary company amortized the prepaid rental expense on a the straight-line basis over the lease period. As at January 1, 2020, the Group recognized the above prepaid rent expense to right-of-use assets from the first time adoption of TFRS 16 Leases (Note 5.2).

20. Credits and guarantees from financial institutions

Bank overdrafts, short-term loans and long-term loans from financial institutions, packing credits payables and trust receipt payables of the Group (Note 33.1) are collateralized by land with building, condominium for rent, machines and equipment both existing and to be acquired in the future of the Group, and beneficiary from insurance in assets of the Group to the financial institutions.

As at December 31, 2020 and 2019, the Group received the credit in form of long-term borrowings from related persons with a joint credit line of their related companies in the amount of Baht 2,000.00 million. Annual interest rate is not more than 5.50% with maturity within 10 years from February 1, 2014 to January 31, 2024, and has no collateral according to The Extraordinary General Meeting of Shareholder No. 1/2013 dated December 12, 2013.

As at December 31, 2020 and 2019, the Company received the credit in form of long-term borrowings from related persons in the amount of Baht 400.00 million. Annual interest rate is not more than 3.25% with maturity within 3 years from March 2, 2018 to March 1, 2021, and has no collateral according to The Company's Board of Directors Meeting No. 2/2018 dated February 28, 2018.

As at December 31, 2020, the Company received the credit in form of long-term borrowings from related persons in the amount of Baht 400.00 million. Annual interest rate is not more than 3.60% with maturity within 3 years from March 4, 2019 to March 3, 2022, and has no collateral according to The Company's Board of Directors Meeting No. 2/2019 dated February 21, 2019.

As at December 31, 2020, the Company and a subsidiary received the credit in form of long-term borrowings from related persons in the amount of Baht 960.00 million. Annual interest rate is not more than 3.25% with maturity within 3 years from December 20, 2019 to December 19, 2022, and has no collateral according to The Company's Board of Directors Meeting No. 9/2019 dated December 19, 2019.

As at December 31, 2019, the Company received the credit in form of long-term borrowings from related persons in the amount of Baht 300.00 million. Annual interest rate is not more than 3.25% with maturity within 3 years from March 1, 2017 to February 28, 2019, and has no collateral according to The Company's Board of Directors Meeting No. 2/2017 dated February 22, 2017.

As at December 31, 2020 and 2019, a subsidiary company received the credit in form of long-term borrowings from related persons in the amount of Baht 320.00 million. Annual interest rate is not more than 3.25-3.50% with maturity within 3 years, mature in August 2021 and December 2022, and has no collateral.

21. Short-term loans from financial institutions

As at December 31, 2020 and 2019, short-term loans from financial institutions, were loan in the form of promissory notes from several commercial banks maturity dated within 1 month and the type of call for repayment, at the annual interest rates of 0.78%-0.98% and 1.54%-1.58% respectively.

22. Trade and other payables

Consisted of :-

(Unit : Baht)

	<u>Consolidated financial statements</u>		<u>Separate financial statements</u>	
	<u>As at December 31,</u>		<u>As at December 31,</u>	
	<u>2020</u>	<u>2019</u>	<u>2020</u>	<u>2019</u>
Trade payables-related parties	38,218,979.83	27,156,712.84	43,169,069.31	138,773,503.12
Trade payables-other parties	763,862,487.67	699,946,152.64	128,731,216.78	166,803,832.16
Total trade payables	802,081,467.50	727,102,865.48	171,900,286.09	305,577,335.28
Other payables-related parties	-	4,155.99	646,323.94	826,614.41
Other payables-other parties	46,253,794.57	58,450,638.04	17,665,647.99	24,585,055.20
Payable for asset purchased	52,222,162.45	25,950,837.01	39,036,399.21	13,620,679.56
Accrued expenses-related parties	611,655.57	597,839.66	1,455,491.47	1,676,721.13
Accrued expenses-other parties	152,659,870.52	152,321,654.60	75,189,576.98	74,210,509.24
Advance received-related parties	-	-	25,000.00	25,000.00
Advance received-other parties	26,598,095.25	17,586,758.91	21,065,410.45	14,878,784.28
Total other payables	278,345,578.36	254,911,884.21	155,083,850.04	129,823,363.82
Total trade and other payables	1,080,427,045.86	982,014,749.69	326,984,136.13	435,400,699.10

23. Employee benefit obligations

Employee benefit obligations were as follows :-

(Unit : Baht)

	<u>Consolidated financial statements</u>		<u>Separate financial statements</u>	
	<u>As at December 31,</u>		<u>As at December 31,</u>	
	<u>2020</u>	<u>2019</u>	<u>2020</u>	<u>2019</u>
Beginning present value of the obligation	551,446,511.00	520,121,701.00	222,159,650.00	213,515,648.00
Current service cost	33,724,827.99	37,975,353.00	11,762,524.00	13,042,369.00
Interest expenses	9,674,534.01	11,583,058.00	4,289,878.00	4,842,103.00
Less Repayment for the year	(26,721,386.06)	(18,233,601.00)	(11,405,685.40)	(9,240,470.00)
Ending present value of the obligation	568,124,486.94	551,446,511.00	226,806,366.60	222,159,650.00

Expenses recognized in statements of comprehensive income are shown collectively for the year ended December 31, 2020 and 2019, were as follows :-

(Unit : Baht)

	<u>Consolidated financial statements</u>		<u>Separate financial statements</u>	
	<u>As at December 31,</u>			
	<u>2020</u>	<u>2019</u>	<u>2020</u>	<u>2019</u>
<u>Recognized as cost of assets</u>				
Property, plant and equipment	-	656,445.00	-	-
<u>Recognized in profit or loss</u>				
Cost of sales	33,818,654.97	35,601,902.96	13,032,408.00	13,534,202.00
Administrative expenses	9,580,707.03	13,300,063.04	3,019,994.00	4,350,270.00
Total	43,399,362.00	48,901,966.00	16,052,402.00	17,884,472.00

The principal assumptions used for the purposes of the actuarial valuation as at December 31, 2020 and 2019, were as follows :-

Discount rate	2.6581%
Average salary increase rate	5.00%
Employee turnover rate	Age band
Retirement age	55 years old

#### Sensitivity analysis

Reasonably possible changes at the reporting date to one of the relevant actuarial assumptions, holding other assumptions constant, would have affected the defined benefit obligation by the amounts for the year ended December 31, 2020 and 2019, were as follows:-

(Unit : Baht)

	<u>Consolidated financial statements</u>		<u>Separate financial statements</u>	
	<u>As at December 31,</u>			
	<u>2020</u>	<u>2019</u>	<u>2020</u>	<u>2019</u>
Discount increase rate (1% movement)	(26,794,659.00)	(27,147,298.00)	(11,340,545.00)	(11,793,846.00)
Discount decrease rate (1% movement)	30,082,049.00	30,537,347.00	12,673,100.00	13,213,881.00
Future salary growth increase (1% movement)	37,291,689.00	33,572,863.00	15,878,981.00	14,575,841.00
Future salary growth decrease (1% movement)	(33,542,835.00)	(30,319,626.00)	(14,347,087.00)	(13,213,546.00)
Employee turnover increase rate (20% movement)	(31,597,780.00)	(27,793,346.00)	(12,968,220.00)	(11,642,948.00)
Employee turnover decrease rate (20% movement)	39,146,438.00	34,205,674.00	15,779,514.00	14,092,036.00



24. Deferred rental income

Consisted of :-

	(Unit : Baht)			
	<u>Consolidated financial statements</u>		<u>Separate financial statements</u>	
	<u>As at December 31,</u>		<u>As at December 31,</u>	
	<u>2020</u>	<u>2019</u>	<u>2020</u>	<u>2019</u>
Deferred rental income				
Related companies	75,883,333.20	83,733,333.20	75,883,333.20	83,733,333.20
Other companies	31,873,442.64	32,196,590.18	-	-
Total advance received for rental income	107,756,775.84	115,929,923.38	75,883,333.20	83,733,333.20
<u>Less</u> Current portion of deferred rental income				
Related companies	(7,850,000.00)	(7,850,000.00)	(7,850,000.00)	(7,850,000.00)
Other companies	(1,909,466.76)	(1,323,147.54)	-	-
Total current portion of deferred rental income	(9,759,466.76)	(9,173,147.54)	(7,850,000.00)	(7,850,000.00)
Net	97,997,309.08	106,756,775.84	68,033,333.20	75,883,333.20

The movement of deferred rental income for the year ended December 31, 2020 and 2019, were as follows :-

	(Unit : Baht)			
	<u>Consolidated financial statements</u>		<u>Separate financial statements</u>	
	<u>For the year ended December 31,</u>		<u>For the year ended December 31,</u>	
	<u>2020</u>	<u>2019</u>	<u>2020</u>	<u>2019</u>
Deferred rental income beginning	115,929,923.38	125,103,070.92	83,733,333.20	91,583,333.20
<u>Add</u> Deferred rental income in the year	1,000,000.00	-	-	-
<u>Less</u> Deferred rental income recognized as revenue in the year	(9,173,147.54)	(9,173,147.54)	(7,850,000.00)	(7,850,000.00)
Deferred rental income ending	107,756,775.84	115,929,923.38	75,883,333.20	83,733,333.20

Deferred rental income-related company is deferred revenue from the land lease and building agreement including related services which the Company has entered into the lease agreement with a related company. The term of agreement is 20 years with expired in 2030, under the condition of the agreement, the Company will be received rental and service fees in advance at rate as stipulated in the agreement. The Company recognises this rental income on a straight-line basis over the lease period.

Deferred rental income-other company is deferred revenue from land lease agreement which a subsidiary company has registered the leasehold right to a company. The term of leasehold is 30 years commencing on the maturity date of 6 months after the date of registration of leasehold rights and expired in 2043. Under the condition of the leasehold agreement, a subsidiary company will be received rental fees in advance to compensate the registration of leasehold and receive monthly rental fee at rate as stipulated in the agreement. A subsidiary company recognizes this rental income on a straight-line basis over the leasehold period.

25. Share capital

The movement of share capital for the year ended December 31, 2020, were as follows :-

	Number of share (Unit : share)	Amount (Unit : Baht)
Registered share capital (Baht 1.00 per share)		
As at January 1, 2020	1,400,000,000	1,400,000,000.00
Increment of capital	-	-
As at December 31, 2020	1,400,000,000	1,400,000,000.00
Issued and paid-up share capital (Baht 1.00 per share)		
As at January 1, 2020	1,253,821,000	1,253,821,000.00
Increment of capital	-	-
As at December 31, 2020	1,253,821,000	1,253,821,000.00

Capital management

The primary objectives of the Group's capital management is to maintain their ability to continue as a going concern, to maintain an appropriate capital structure, and to maintain ratio of debt to equity to not exceeding the compliance with the loan agreements.

As at December 31, 2020 and 2019, in the consolidated financial statements, the debt to equity ratio is 0.39 : 1 and 0.38 : 1 respectively, and separate financial statements debt to equity ratio is 0.99 : 1 and 1.24 : 1 respectively.

26. Share premium and legal reserveShare premium

Section 51 of the Public Companies Act B.E. 2535 requires companies to set aside share subscription monies received in excess of the par value of the shares issued to a reserve account ("share premium"). Share premium is not available for dividend distribution.

Legal reserve

Section 116 of the Public Companies Act B.E. 2535 requires that a company shall allocate not less than 5% of its annual net profit, less any accumulated losses brought forward, to a reserve account ("legal reserve"), until this account reaches an amount not less than 10% of the registered authorised capital. The legal reserve is not available for dividend distribution. Thus, the Company has already allocated legal reserve equal to 10% of registered capital of the Company in compliance with the requirement of the law.

**27. Dividend payment**

27.1 The Minutes of Annual General Shareholders' Meeting in 2020 of the Company dated on April 3, 2020, was unanimously approved the dividend payment from the Company's performance in 2019 at Baht 0.20 per share, the number of shares was 1,253,821,000 and amounting to Baht 250.76 million (paid in amount of Baht 250.71 million), whereby the Company has already paid dividend.

27.2 The Minutes of Annual General Shareholders' Meeting in 2019 dated on April 4, 2019 was unanimously approved the dividend payment from dividend from the Company's performance in 2018 at Baht 0.25 per share, the number of shares was 1,253,821,000 and amounting to Baht 313.46 million (paid in amount of Baht 313.41 million), whereby the Company has already paid dividend.

**28. Expenses by nature**

Consisted of :-

	(Unit : Baht)			
	<u>Consolidated financial statements</u>		<u>Separate financial statements</u>	
	<u>For the year ended December 31,</u>			
	<u>2020</u>	<u>2019</u>	<u>2020</u>	<u>2019</u>
Changes in inventories of finished goods and work in process	(48,428,674.62)	116,516,452.22	(162,445,275.50)	187,978,655.45
Raw materials and consumables used	8,638,327,082.54	10,312,365,477.43	4,606,264,507.79	5,889,832,536.15
Reversal loss from decline in value of inventories	(4,431,233.50)	(17,952,700.78)	(2,360,040.49)	(8,343,966.55)
Employee benefit expenses	2,429,473,581.60	2,632,469,999.12	1,179,255,594.75	1,393,555,626.44
Management’s remuneration	129,475,706.00	129,255,313.00	53,633,119.00	54,780,049.00
Depreciation	744,334,734.63	729,233,563.29	155,053,018.15	158,686,340.74
Depreciation of chickens	566,450,082.34	573,866,941.30	-	-
Amortization expenses	15,768,110.22	16,483,816.94	2,494,285.89	3,487,015.15
Transportation expenses	250,165,360.73	311,549,669.56	74,906,231.26	104,246,555.11
Operating lease expenses	243,892.19	30,204,191.82	-	9,429,062.69
Utility expenses	642,238,284.92	669,626,728.80	219,356,649.90	245,063,740.67
Fee expenses	5,967,890.55	8,180,442.80	2,907,905.35	3,854,044.82
Travelling expenses	20,436,929.73	62,290,254.61	1,359,886.36	12,466,090.08
Sale promotion expenses	11,589,470.32	12,613,241.70	145,796.85	1,194,471.79
Loss from sales of grandparent chickens retirement	5,312,111.27	-	-	-
Loss from sales of parent chickens retirement	79,796,627.05	4,983,155.63	-	-
Finance cost	91,029,906.79	79,390,663.16	68,968,694.64	71,268,351.89
Loss from exchange rate	-	5,335,772.78	-	-
Loss from derivative	11,100,639.21	-	625,360.22	-
Loss on fired	-	55,121,287.47	-	55,121,287.47
Other expenses	198,233,946.91	203,235,062.67	72,039,262.22	68,007,792.87
Total	13,787,084,448.88	15,934,769,333.52	6,272,204,996.39	8,250,627,653.77

29. Income tax expensesIncome tax is recognized in profit or loss

(Unit : Baht)

	<u>Consolidated financial statements</u>		<u>Separate financial statements</u>	
	<u>For the year ended December 31,</u>			
	<u>2020</u>	<u>2019</u>	<u>2020</u>	<u>2019</u>
Current tax expenses	141,376,135.18	162,227,977.73	50,787,381.02	-
Deferred tax expenses (Note 17)				
Movements in temporary differences	62,639,392.31	95,569,803.62	57,291,778.71	103,142,461.20
Income tax expenses	204,015,527.49	257,797,781.35	108,079,159.73	103,142,461.20

Reconciliation between income tax expenses and the product of accounting profit multiplied by the applicable tax rates for the year ended December 31, 2020 and 2019, as follows: -

(Unit : Baht)

	<u>Separate financial statements</u>		
	<u>2020</u>	<u>2019</u>	
Accounting profit (loss) before tax	1,220,578,971.32	(43,018,051.84)	464,469,336.41
Applicable tax rate	20 %	0 %	20 %
Accounting profit before tax multiplied by applicable tax rate	244,115,794.26	-	92,893,867.28
Tax effect of income and expenses that are not considered			
As income tax expense as follows:-			
Loss from derivative	125,072.04	-	-
Depreciation of cars worth more than 1 million Baht	1,814,628.53	-	1,487,120.90
Depreciation right-of-use assets	1,393,175.87	-	-
Lease liabilities	(1,166,966.74)	-	-
Loss on devaluation of inventories	(472,008.10)	-	(1,222,795.84)
Employee benefit obligations	929,343.32	-	1,488,343.70
Loss on fired	(11,024,257.49)	-	11,024,257.49
Dividends income	(115,233,770.40)	-	(9,799,980.00)
Tax losses	(69,540,287.80)	-	(95,452,721.92)
Other	(153,342.47)	-	(418,091.61)
Total	50,787,381.02	-	-
Changes in temporary differences	57,291,778.71	-	103,142,461.20
Income tax expense reported in profit or loss	108,079,159.73	-	103,142,461.20



30. Basic earnings per share

Basic earnings per share is calculated by dividing profit for the year attributable to equity holders of the Company (excluding other comprehensive income) by the number of issued and paid-up ordinary shares during the year.

	<u>Consolidated financial statements</u>		<u>Separate financial statements</u>	
	<u>For the year ended December 31,</u>			
	<u>2020</u>	<u>2019</u>	<u>2020</u>	<u>2019</u>
Profit for the year (Unit : Baht)	1,351,726,966.66	1,195,450,160.35	1,112,499,811.59	318,308,823.37
The number of issued and paid-up				
ordinary shares (Unit : Shares)	1,253,821,000	1,253,821,000	1,253,821,000	1,253,821,000
Earnings per share (Baht/share)	1.08	0.95	0.89	0.25

31. Segment information

The Group are engaged of evisceration chicken, broiler farm, feed mill, parent chickens, chicks distribution, processed food production and distribution and grandparent chickens profit (loss) on each type of business arises from total sales less cost of sales and selling and administrative expenses of each business.

The information on business sector operation of the Company and its subsidiaries were as follows :

(Unit : Million Baht)

	<u>Consolidated financial statements</u>							
	<u>For the year ended December 31, 2020</u>							
	Evisceration chicken	Broiler farm	Feed mill	Parent chickens	Chicks distribution	Processed food production and distribution	Grandparent chickens	Eliminate
Sales-general customers	6,003.95	4,181.39	3,018.91	249.72	143.70	740.60	132.75	-
- Transfer between sectors	555.46	3,453.01	4,622.12	1,342.86	-	3.94	192.55	(10,169.94)
	6,559.41	7,634.40	7,641.03	1,592.58	143.70	744.54	325.30	(10,169.94)
Profit (loss) from operation	710.82	15.47	410.11	97.27	(26.91)	16.30	74.06	
Share of profit from associates								
Finance cost								
Income tax expenses								
Profit for the year								
Comprehensive income of non-controlling interests								
Comprehensive income of GFPT PUBLIC COMPANY LIMITED								
Assets by business sector								
- Fixed assets	1,802.91	4,185.71	1,728.44	1,510.52	-	162.13	424.74	
- Center fixed assets	159.49	-	59.71	-	-	-	11.62	
- Other assets	1,402.26	1,003.47	2,683.63	737.59	3.55	141.37	305.96	
Common assets								
Total assets								

For the year ended December 31, 2020, the Group's major customers are worth higher than 10% of the revenue from sales, of two individual, which are related companies amount of total sales of Baht 6,109.91 million.

(Unit : Million Baht)

Consolidated financial statements									
For the year ended December 31, 2019									
	Evisceration chicken	Broiler farm	Feed mill	Parent chickens	Chicks distribution	Processed food production and distribution	Grandparent chickens	Eliminate	Total
Sales-general customers	7,872.79	4,647.61	3,171.95	103.81	199.29	730.47	137.82	-	16,863.74
- Transfer between sectors	574.30	4,015.80	5,496.11	1,415.57	-	8.33	168.71	(11,678.82)	-
	8,447.09	8,663.41	8,668.06	1,519.38	199.29	738.80	306.53	(11,678.82)	16,863.74
Profit (loss) from operation	441.25	40.45	550.42	203.53	(5.59)	4.30	49.98		1,284.34
Share of profit from associates									255.90
Finance cost									(79.39)
Income tax expenses									(257.80)
Profit for the year									1,203.05
Comprehensive income of non-controlling interests									(7.60)
Comprehensive income of GFPT PUBLIC COMPANY LIMITED									1,195.45
Assets by business sector									
- Fixed assets	1,176.92	3,896.21	1,662.88	1,429.81	-	184.52	437.06		8,787.40
- Center fixed assets	169.01	-	70.03	-	-	-	11.62		250.66
- Other assets	946.72	987.96	2,730.88	687.05	12.24	76.09	354.40		5,795.34
Common assets									3,986.69
Total assets									18,820.09

For the year ended December 31, 2019, the Group's major customers are worth higher than 10% of the revenue from sales, of two individual, which are related companies amount of total sales of Baht 6,772.75 million.

Basis in the determination of transferred prices between sectors of the Company and its subsidiaries and associates (see note to financial statements Note. 6.2).

Basis in the determination of transferred prices between sectors of subsidiaries and associates incurred between each other which is materialized as follows :-

<u>Description</u>	<u>Pricing policy</u>
Sales	Agreement price, reference to market price
Purchase	Agreement price, reference to market price
Other income	Cost price and market price and agreement price by contract

For the year ended December 31, 2020 and 2019, the Group had domestic sales and export sales as follows:-

	(Unit : % of net total sales)	
	<u>Consolidated financial statements</u>	
	<u>For the year ended December 31,</u>	
	<u>2020</u>	<u>2019</u>
Domestic sales-net	81.17	75.80
Export sales-net	18.83	24.20

## 32. Financial instruments

### 32.1 Derivatives

The Group has the following derivative contracts:

	(Unit : Baht)	
	<u>Consolidated</u>	<u>Separate</u>
	<u>financial statements</u>	<u>financial statements</u>
	<u>As at December 31, 2020</u>	
Current assets		
Forward foreign exchange contract - trading	3,548,483.79	940,249.58
Current liabilities		
Forward foreign exchange contract - trading	17,892,997.84	1,775,255.80

The fair value of foreign exchange forward contract computed by using rates determined by those counter contract party banks as of the date in the statements of financial position. The fair value is hierarchy level 2.

32.2 Risks on interest rates

The interest rate risk is the risk from the future movements in market interest rates which will be affected the results of the Group operations and their cash flows. The Group had significant assets and liabilities which can be classified by type of interest rate as follows:-

							(Unit : Baht)
Consolidated financial statements							
As at December 31, 2020							
Fixed interest rate			Floating interest rate	No interest bearing	Total	Interest rate	
Within 1 year	2 years to 5 years	More than 5 years					
(% per annum)							

Financial assets

Cash and cash equivalents	-	-	-	894,666,200.62	292,797,171.55	1,187,463,372.17	0.00-0.50
Trade and other receivables	-	-	-	-	715,058,975.88	715,058,975.88	-
	-	-	-	894,666,200.62	1,007,856,147.43	1,902,522,348.05	

Financial liabilities

Short-term loans from financial institutions	700,000,000.00	-	-	-	-	700,000,000.00	0.78-0.98
Trade and other payables	-	-	-	-	1,081,038,365.08	1,081,038,365.08	-
Lease liabilities	19,125,042.09	74,215,004.09	270,131,705.54	-	-	363,471,751.72	3.25
Long-term loans from related persons	553,000,000.00	2,160,000,000.00	-	-	-	2,713,000,000.00	3.25-5.50
	1,272,125,042.09	2,234,215,004.09	270,131,705.54	-	1,081,038,365.08	4,857,510,116.80	

(Unit : Baht)

Consolidated financial statements						
As at December 31, 2019						
Fixed interest rate			Floating interest rate	No interest bearing	Total	Interest rate
Within 1 year	2 years to 5 years	More than 5 years				
(% per annum)						

Financial assets

Cash and cash equivalents	-	-	-	803,960,711.65	283,294,475.80	1,087,255,187.45	0.00-0.50
Trade and other receivables	-	-	-	-	889,859,240.56	889,859,240.56	-
	-	-	-	803,960,711.65	1,173,153,716.36	1,977,114,428.01	

Financial liabilities

Short-term loans from financial institutions	830,000,000.00	-	-	-	-	830,000,000.00	1.54-1.58
Trade and other payables	-	-	-	-	982,014,749.69	982,014,749.69	-
Long-term loans from related persons	-	2,594,400,000.00	-	-	-	2,594,400,000.00	3.25-5.50
	830,000,000.00	2,594,400,000.00	-	-	982,014,749.69	4,406,414,749.69	

(Unit : Baht)

Separate financial statements						
As at December 31, 2020						
Fixed interest rate			Floating interest rate	No interest bearing	Total	Interest rate
Within 1 year	2 years to 5 years	More than 5 years				
(% per annum)						

Financial assets

Cash and cash equivalents	-	-	-	334,942,504.02	162,204.80	335,104,708.82	0.25
Trade and other receivables	-	-	-	-	306,894,743.85	306,894,743.85	-
	-	-	-	334,942,504.02	307,056,948.65	641,999,452.67	



(Unit : Baht)

## Separate financial statements

As at December 31, 2020

	Fixed interest rate			Floating interest rate	No interest bearing	Total	Interest rate  (% per annum)
	Within		More than				
	1 year	2 years to 5 years	5 years				
<u>Financial liabilities</u>							
Short-term loans from financial institutions	700,000,000.00	-	-	-	-	700,000,000.00	0.78-0.98
Short-term loans from subsidiary company	30,000,000.00	-	-	-	-	30,000,000.00	1.40
Trade and other payables	-	-	-	-	326,984,136.13	326,984,136.13	-
Long-term loans from related persons	393,000,000.00	1,489,600,000.00	-	-	-	1,882,600,000.00	3.25-5.50
Lease liabilities	5,524,361.12	22,286,373.39	114,425,958.11	-	-	142,236,692.62	3.25
	1,128,524,361.12	1,511,886,373.39	114,425,958.11	-	326,984,136.13	3,081,820,828.75	

(Unit : Baht)

## Separate financial statements

As at December 31, 2019

	Fixed interest rate					Total	Interest rate  (% per annum)
	Within	More than		Floating	No interest		
	1 year	2 years to 5 years	5 years	interest rate	bearing		
<u>Financial assets</u>							
Cash and cash equivalents	-	-	-	73,963,850.74	55,000.00	74,018,850.74	0.375
Trade and other receivables	-	-	-	-	438,463,132.23	438,463,132.23	-
	-	-	-	73,963,850.74	438,518,132.23	512,481,982.97	
<u>Financial liabilities</u>							
Short-term loans from financial institutions	830,000,000.00	-	-	-	-	830,000,000.00	1.54-1.58
Short-term loans from subsidiary company	30,000,000.00	-	-	-	-	30,000,000.00	1.58
Trade and other payables	-	-	-	-	435,400,699.10	435,400,699.10	-
Long-term loans from related persons	-	1,636,400,000.00	-	-	-	1,636,400,000.00	3.25-5.50
	860,000,000.00	1,636,400,000.00	-	-	435,400,699.10	2,931,800,699.10	

## 32.3 Risks on exchange rate

The most of foreign exchange risk of the Group is related to the sales of goods and purchasing raw materials in foreign currencies which the Group hedges such foreign exchange risk by entering into forward foreign exchange contracts. The Group has foreign exchange contracts as follows :-

	<u>Consolidated financial statements</u>		<u>Separate financial statements</u>	
	<u>As at December 31,</u>		<u>As at December 31,</u>	
	<u>2020</u>	<u>2019</u>	<u>2020</u>	<u>2019</u>
<u>Assets</u>				
Value of Foreign Exchange Forward Contract (Million EURO)	-	0.40	-	0.40
Value of Foreign Exchange Contract (Million Baht)	-	13.64	-	13.64
Fair Value of Foreign Exchange Contract (Million Baht)	-	13.69	-	13.69

	<u>Consolidated financial statements</u>		<u>Separate financial statements</u>	
	<u>As at December 31,</u>		<u>As at December 31,</u>	
	<u>2020</u>	<u>2019</u>	<u>2020</u>	<u>2019</u>
<b><u>Liabilities</u></b>				
Value of Foreign Exchange Forward Contract				
(Million USD)	-	21.52	-	0.84
Value of Foreign Exchange Contract (Million Baht)	-	648.54	-	25.43
Fair Value of Foreign Exchange Contract (Million Baht)	-	645.35	-	25.27

The fair value of foreign exchange forward contract computed by using rates determined by those counter contract party banks as of the date in the statements of financial position which is hierarchy level 2. As at December 31, 2019, the Group recognized gain or loss from the foreign currency forward contracts in profit or loss when the contract are settled or terms are expired. However, January 1, 2020, The Group recognizes of foreign exchange forward contract to financial assets and liabilities which has been disclosed in Note 5.1 and 32.1.

Other than that were hedged by derivative financial instruments, the Group had assets and liabilities that is foreign currency which does not enter into forward contract to manage foreign exchange risk.

	<u>Consolidated financial statements</u>		<u>Separate financial statements</u>	
	<u>As at December 31,</u>		<u>As at December 31,</u>	
	<u>2020</u>	<u>2019</u>	<u>2020</u>	<u>2019</u>
Assets that were not hedged by derivative financial instruments				
(Million USD)	1.39	3.98	1.39	3.98
(Million YEN)	-	9.64	-	9.64
Liabilities that were not hedged by derivative financial instruments				
(Million USD)	0.04	0.20	-	-
(Million EURO)	0.21	0.08	0.21	-

#### 32.4 Credit risk

The Company has a low credit risk on goods for exporting customers because most of the customers transfer money before goods are sent and the rest is sold by opening letter of credit issued to the Company which can be cashed at the bank as soon as goods are sent. For domestic customers, retailers were paid by cash only whereas wholesalers were given credit on a case by case basis depending on their turnover of goods and the payment ability. For subsidiaries had credit risk which given credit term to customers on a case by case basis and assets guarantee. The uncollectible debt from general trade receivables, the Company reviewed and adequately recorded the allowance from doubtful debts. The trade receivables from related companies, had not any risks on payment because the credit term was in the due period and high liquidity.

### 32.5 Fair value

Due to the fact that financial assets and liabilities are mainly short-term type and long-term type have an interest rate at nearby the rate in the market rate. The Group believes that book value of assets and liabilities do not significantly differ from their fair value.

### 33. Obligation and contingent liabilities

Apart from liabilities reflected in the statement of financial position as at December 31, 2020 and 2019, the Group held other obligations as follows:-

#### 33.1 Obligation of credit lines for loans from financial institutions were as follow :-

<u>Consolidated financial statements</u>							
<u>As at December 31,</u>							
		<u>2020</u>			<u>2019</u>		
	<u>Currencies</u>	<u>Total</u>	<u>Utilized</u>	<u>Available</u>	<u>Total</u>	<u>Utilized</u>	<u>Available</u>
<u>(Unit : Million)</u>							
<u>The Company's credit line</u>							
Letters of guarantee	Baht	374.00	58.22	315.78	374.00	60.17	313.83
Bank overdraft	Baht	242.00	-	242.00	242.00	-	242.00
Short-term loans, letters of credit, trust receipts, packing credit and forward foreign exchange contract	Baht	10,015.95	1,592.82	8,423.13	9,924.58	1,194.76	8,729.82
Forward foreign exchange contract	Baht	500.00	187.35	312.65	-	-	-
Short-term loans, letters of credit, trust receipts, and forward foreign exchange contract	USD	118.50	2.40	116.10	118.50	3.90	114.60
Fleet card	Baht	18.00	0.04	17.96	27.70	0.11	27.59
Prepaid cheque	Baht	30.00	-	30.00	30.00	-	30.00
<u>The Group's credit line</u>							
Letters of guarantee	(1) Baht	120.00	58.17	61.83	120.00	51.69	68.31
Short-term loans, letters of credit, trust receipts, packing credit, shipping guarantee and forward foreign exchange contract	(2) Baht	1,200.00	260.82	939.18	1,200.00	302.87	897.13
Bank overdraft, short-term loans, letters of guarantee, letters of credit, trust receipts, and forward foreign exchange contract	(3) USD	6.50	-	6.50	6.50	-	6.50
Short-term loans	(4) Baht	200.00	-	200.00	200.00	-	200.00
Letters of credit and forward foreign exchange contract	(5) Baht	62.88	5.32	57.56	77.38	29.33	48.05
Forward foreign exchange contract	(6) Baht	-	-	-	900.00	135.15	764.85
Fleet card	(7) Baht	50.00	-	50.00	50.00	-	50.00

<u>Separate financial statements</u>							
<u>As at December 31,</u>							
		<u>2020</u>			<u>2019</u>		
	<u>Currencies</u>	<u>Total</u>	<u>Utilized</u>	<u>Available</u>	<u>Total</u>	<u>Utilized</u>	<u>Available</u>
	<u>(Unit : Million)</u>						
<u>The Company's credit line</u>							
Bank overdraft	Baht	96.00	-	96.00	96.00	-	96.00
Short-term loans, letters of credit, trust receipts, packing credit and forward foreign exchange contract	Baht	3,494.93	876.47	2,618.46	3,494.93	622.37	2,872.56
Letters of credit, trust receipts, and forward foreign exchange contract	USD	68.00	0.40	67.60	68.00	-	68.00
Fleet card	Baht	0.50	0.01	0.49	0.50	0.04	0.46
<u>The Group's credit line</u>							
Letters of guarantee	(1) Baht	120.00	58.07	61.93	120.00	51.59	68.41
Short-term loans, letters of credit, trust receipts, packing credit, shipping guarantee and forward foreign exchange contract	(2) Baht	1,200.00	-	1,200.00	1,200.00	250.00	950.00
Bank overdraft, short-term loans, letters of guarantee, letters of credit, trust receipts, and forward foreign exchange contract	(3) USD	6.50	-	6.50	6.50	-	6.50
Fleet card	(7) Baht	50.00	-	50.00	50.00	-	50.00

- (1) As at December 31, 2020 and 2019, the Company received the credit with a subsidiary in the form of a bank guarantee in amount of Baht 120.00 million for both years.
- (2) As at December 31, 2020 and 2019, the Company received the credit with three subsidiaries in the form of short-term loans, letters of credit, trust receipts, packing credit, shipping guarantee and forward foreign exchange contracts in amount of Baht 1,200.00 million for both years.
- (3) As at December 31, 2020 and 2019, the Company received the credit facilities with three subsidiaries in the total credit facilities amount of USD 6.50 million for both years. The credit facilities divided into subordinate credit line for overdrafts in amount of Baht 30.00 million, short-term loans in amount of Baht 200.00 million, bank guarantee in amount of Baht 80.00 million and the remaining credit facilities are available for letters of credit, trust receipts and forward foreign exchange contracts for both years.
- (4) As at December 31, 2020 and 2019, two subsidiaries received credit facilities in the form of short-term loans in amount of Baht 200.00 million for both years.



- (5) As at December 31, 2020 and 2019, two subsidiaries received the credit facilities in the form of letters of credit in amount of Baht 10.00 million and 24.50 million respectively and forward foreign exchange contract in amount of Baht 52.88 million for both years.
- (6) As at December 31, 2019, five subsidiaries received the credit facilities in the form of forward foreign exchange contract in amount of Baht 900.00 million.
- (7) As at December 31, 2020 and 2019, the Company received the credit facilities with four subsidiaries in the form of a credit guarantees with a fleet card in amount of Baht 50.00 million for both years.

33.2 The Group has obligations as a lessee with related companies, persons and other companies regarding service agreement, agreement to lease building and land, the term of agreements generally are 3 to 20 years. Future minimum lease payments required under these service contracts and leases contracts were as follows :-

(Unit : Million Baht)

	<u>Consolidated financial statements</u>		<u>Separate financial statements</u>	
	<u>As at December 31,</u>			
	<u>2020</u>	<u>2019</u>	<u>2020</u>	<u>2019</u>
Obligations with related companies				
Land / building lease agreement				
- Payable within 1 year	-	29.10	-	9.46
- Payable over 1 year and up to 5 years	-	24.00	-	9.64
- Payable over 5 years	-	2.60	-	2.60
Total	-	55.70	-	21.70
Obligations with other companies				
High speed signal service agreement				
- Payable within 1 year	0.96	0.69	-	-
- Payable over 1 year and up to 5 years	1.27	0.21	-	-
Total	2.23	0.90	-	-

From January 1, 2020, the Group has recognized lease contract to right-of-use assets, except for short-term and low-value leases contract. ( Additional disclosure has been disclosed in Note 5 and Note 16.)

33.3 The Group has entered into agreement to land as a lessor with other company which the term of agreements are 3 to 30 years. The lease agreements have rental received in advance as mentioned in note to financial statements no 24. However, future minimum lease receives required under these operating leases contracts were as follows :-

(Unit : Million Baht)

	<u>Consolidated financial statements</u>		<u>Separate financial statements</u>	
	<u>As at December 31,</u>			
	<u>2020</u>	<u>2019</u>	<u>2020</u>	<u>2019</u>
Within 1 year	17.15	2.14	-	-
Over 1 year and up to 5 years	11.97	8.26	-	-
Over 5 years	64.32	40.62	-	-
Total	93.44	51.02	-	-

33.4 The Group has obligation of capital expenditure as follows :-

(Unit : Million Baht)

	<u>Consolidated financial statements</u>		<u>Separate financial statements</u>	
	<u>As at December 31,</u>			
	<u>2020</u>	<u>2019</u>	<u>2020</u>	<u>2019</u>
Obligation of capital expenditure	128.59	4.25	117.29	-

#### 34. Promotional privileges

The Group was granted investment promotional certificates. It obtained benefits and privileges under sections 25, 26, 28, 31 paragraph 1, 31 paragraph 2, 31 paragraph 3, 31 paragraph 4, 34, 36(1), 36(2) and 37 of the Investment Promotion Act B.E. 2520 from the Board of Investment. The privileges so granted the import tariff of machinery and include exemption of corporate income tax on net profits for eight years and it also granted included exemption of corporate income tax on net profits from investment of promotional activities not exceed 100 percent of total investment of the project excluded the value of land and working capital for 8 years commencing from the first day when the Group starts to earn income from the operation of promotional operation as follows:-

The Company

<u>No.</u>	<u>Certificate No.</u>	<u>Date</u>	<u>Type of promotional activities</u>	<u>The first date</u>	<u>The expiry date</u>
1.	63-0518-1-00-1-0	April 14, 2020	Produce ready meals or semi-finished meat from frozen meat	None Income Yet	-

The subsidiary companies

<u>No.</u>	<u>Certificate No.</u>	<u>Date</u>	<u>Type of promotional activities</u>	<u>The first date</u>	<u>The expiry date</u>
1.	2108(2)/2553	October 19, 2010	Broiler Farm	August 28, 2014	August 27, 2022
2.	1898(2)/2553	August 24, 2010	Broiler Farm	August 30, 2014	August 29, 2022
3.	1674(2)/2554	June 9, 2011	Broiler Farm	December 23, 2014	December 22, 2022
4.	2084(2)/2557	September 3, 2014	Broiler Farm	July 25, 2015	July 24, 2023
5.	1022(2)/2555	January 12, 2012	Broiler Farm	February 21, 2016	February 20, 2024
6.	2106(2)/2553	October 19, 2010	Broiler Farm	February 23, 2016	February 22, 2024
7.	2107(2)/2553	October 19, 2010	Broiler Farm	April 7, 2017	April 6, 2025
8.	2085(2)/2557	September 3, 2014	Broiler Farm	April 10, 2017	April 9, 2025
9.	2083(2)/2557	September 3, 2014	Broiler Farm	July 30, 2018	July 29, 2026
10.	2086(2)/2557	September 3, 2014	Broiler Farm	None Income Yet	-
11.	2576(2)/2557	December 26, 2014	Broiler Farm	None Income Yet	-
12.	2577(2)/2557	December 26, 2014	Broiler Farm	None Income Yet	-
13.	2578(2)/2557	December 26, 2014	Broiler Farm	None Income Yet	-
14.	1591(2)/2553	June 8, 2010	Chicken Farm	August 22, 2013	August 21, 2021
15.	1187(2)/2553	February 24, 2010	Chicken Farm	August 20, 2019	August 19, 2027
16.	62-0375-1-00-1-0	April 17, 2019	Chicken Farm	None Income Yet	-
17.	1233(2)/2557	February 25, 2014	Parent chicken farm	December 1, 2014	November 30, 2022
18.	61-0732-1-00-1-0	June 22, 2018	Parent chicken farm and day-old-chicks	None Income Yet	-
19.	60-1254-0-00-1-2	November 9, 2017	Produce processed chicken and frozen foods	January 3, 2018	January 2, 2026

For the year ended December 31, 2019, The Company's has received 2 promotional privileges which expire during the year 2019. The details of income statement classified by type of non-promotional privileges and obtained benefits and promotional privileges are as follows:-

(Unit : Baht)

	<u>Separate financial statements</u>		
	<u>For the year ended December 31, 2019</u>		
	<u>Activities with</u>	<u>Activities without</u>	<u>Total</u>
	<u>Investment</u>	<u>Investment</u>	
	<u>Promotional benefits</u>	<u>Promotional benefits</u>	
Revenue from sales	518,494,674.39	7,928,598,199.00	8,447,092,873.39
Cost of sales	(536,254,807.90)	(7,130,758,011.56)	(7,667,012,819.46)
Gross profit (loss)	(17,760,133.51)	797,840,187.44	780,080,053.93
Gain on exchange rate	294,815.25	31,324,303.84	31,619,119.09
Other income	606,649.02	192,760,296.84	193,366,945.86
Selling expenses	(5,035,822.42)	(137,732,970.61)	(142,768,793.03)
Administrative expenses	(16,592,175.79)	(352,985,513.60)	(369,577,689.39)
Profit (loss) from operating activities	(38,486,667.45)	531,206,303.91	492,719,636.46
Finance cost	(4,531,384.39)	(66,736,967.50)	(71,268,351.89)
Profit (loss) before income tax	(43,018,051.84)	464,469,336.41	421,451,284.57
Income tax expenses	-	(103,142,461.20)	(103,142,461.20)
Profit (loss) for the year	(43,018,051.84)	361,326,875.21	318,308,823.37
Income tax relevance with other comprehensive income	-	-	-
Total comprehensive income for the year	(43,018,051.84)	361,326,875.21	318,308,823.37

### 35. Approval of financial statements

These financial statements have been approved for issuance by GFPT PUBLIC COMPANY LIMITED authorized directors on February 19, 2021.



**This page is blank intentionally**





# CERTIFICATION OF THE ACCURACY OF INFORMATION

The Company has reviewed information provided in this annual registration statement with the cautiously, we hereby certify that such information is accurate, complete, true and has no misleading statement or omission of any material information which should be informed. Furthermore, we hereby certify that:

(1) The financial statements and financial information summarized in the annual registration statement show accurate and complete material information on financial status, operational results and cash flow of the Company and the Subsidiary;

(2) We are responsible for providing the Company with good information disclosure system to ensure that the Company has accurately and completely disclosed material information, both of the Company and the Subsidiary, including supervising to ensure compliance with such system;

(3) We are responsible for providing the Company with good internal control system and supervising to ensure compliance with such system. We also reported the information on evaluation of the internal control system as at 28 January 2021 to the auditor and the Audit Committee, including substantial faults and changes in the internal control system as well as improper act which may affect the preparation of the financial reports of the Company and the Subsidiary.

In this regard, as evidence that all documents is of the exact documents certified by us are of the same set, we have authorized Miss. Jutamas Ingpochai to initial every pages of the documents. Any document bearing no signature of Miss. Jutamas Ingpochai shall not be treated as information certified by us.

signed by

**Mr. Virach Sirimongkolkasem**

Vice Chairman  
and Managing Director

**Dr. Anan Sirimongkolkasem**

Chairman of Executive Committee  
and Deputy of Managing Director












Attachment 1

Information of Directors, Executive,  
Authority Persons and Company  
Secretary



# Attachment 1: 1. Information of Directors, Executive, Authority Persons and Company Secretary

Name / Position / Date of Appointment / Age / Family Relations / Legal Violation	Education / Director Certificate	(% ) Number of Direct and Indirect Shareholding	Working Experience in Past 5 Years		
			Duration	Position	Name of Company / Type of Business
1. Mr. Prasit Sirimongkolkasem Position • Chairman • The authorized director Appointed on January 27, 1992 Age 80 years Family Relations • Brother of Mr. Virach Sirimongkolkasem • Brother of Dr. Anan Sirimongkolkasem • Brother of Mrs. Somsiri Ingpochai • Brother of Ms. Wannee Sirimongkolkasem • Uncle of Mr. Sujin Sirimongkolkasem none legal violation	- Secondary School - Directors Accreditation Program Batch 11/2004	2.67	1992 –Present 1978 –Present 1978 –Present 1981 –Present 1993 –Present 1975 –Present 1984 –Present 1986 –Present 1987 –Present 1988 –Present 1990 –Present 1993 –Present 2017–Present 1975 –2018 1993 –2018	Chairman Chairman Chairman Chairman Chairman Chairman Chairman Chairman Chairman Chairman Chairman Chairman Chairman Chairman Chairman Chairman	(1) GFPT PCL. (Chicken Meat Products) (2) Krungthai Food PCL. (Feed Mill) (3) Krungthai Farm Co., Ltd. (Hatchery Farm) (4) M.K.S. Farm Co., Ltd. (Broiler Farm) (5) GP Breeding Co., Ltd. (Grandparent Chicken Farm) (6) P.Charoenphan Feedmill Co., Ltd. (Feed Mill) (7) P.Charoenphan Im-Ex Farm Co., Ltd. (Swine Farm) (8) P.Charoenphan G.P. Farm Co., Ltd. (Grandparent Chicken Farm) (9) Krung Thai Aqua-Culture Co., Ltd. (Shrimp and Fish Farm) (10) P.Charoenphan Produce Co., Ltd. (Property & Real Estate) (11) M.K.S.Condo Town Co., Ltd. (Property & Real Estate) (12) Julchat Co., Ltd. (Property & Real Estate) (13) MS 2018 Co., Ltd. (Property & Real Estate) (14) P.Vet Co., Ltd. (Animal Medicine) (15) Panalab Co., Ltd. (Agrochemical)

Name / Position / Date of Appointment / Age / Family Relations/ Legal Violation	Education / Director Certificate	(% ) Number of Direct and Indirect Shareholding	Working Experience in Past 5 Years		
			Duration	Position	Name of Company / Type of Business
<b>2. Mr. Virach Sirimongkolkasem</b> Position <ul style="list-style-type: none"> <li>Vice Chairman</li> <li>The authorized director</li> <li>Member of Executive Committee</li> <li>Managing Director</li> </ul> Appointed on January 27, 1992 Age 71 years Family Relations <ul style="list-style-type: none"> <li>Brother of Mr. Prasit Sirimongkolkasem</li> </ul> none legal violation	- Secondary School - Directors Accreditation Program Batch 14/2004	2.42	1992 –Present	Vice Chairman and M.D.	(1) GFPT PCL. (Chicken Meat Products)
			1978 –Present	Vice Chairman and M.D.	(2) Krunghai Food PCL. (Feed Mill)
			1978 –Present	Vice Chairman and M.D.	(3) Krunghai Farm Co., Ltd. (Hatchery Farm)
			1981 –Present	Vice Chairman and M.D.	(4) M.K.S. Farm Co., Ltd. (Broiler Farm)
			1982 –Present	Vice Chairman and M.D.	(5) GF Foods Co., Ltd. (Processed Chicken Food)
			1993 –Present	Vice Chairman and M.D.	(6) GF Breeding Co., Ltd. (Grandparent Chicken Farm)
			1975 –Present	Vice Chairman and M.D.	(7) P.Charoenphan Feedmill Co., Ltd. (Feed Mill)
			1984 –Present	Vice Chairman and M.D.	(8) P.Charoenphan Im-Ex Farm Co., Ltd. (Swine Farm)
			1986 –Present	Vice Chairman and M.D.	(9) P.Charoenphan G.P. Farm Co., Ltd. (Grandparent Chicken Farm)
			1987 –Present	Vice Chairman and M.D.	(10) Krungh Thai Aqua-Culture Co., Ltd. (Shrimp and Fish Farm)
			1988 –Present	Vice Chairman and M.D.	(11) P.Charoenphan Produce Co., Ltd. (Property & Real Estate)
			1990 –Present	Vice Chairman and M.D.	(12) M.K.S. Condo Town Co., Ltd. (Property & Real Estate)
			1993 –Present	Vice Chairman and M.D.	(13) Julchat Co., Ltd. (Property & Real Estate)
			2003 –Present	Director	(14) McKey Food Services (Thailand) Ltd. (Frozen Processed Food)
			2017–Present	Director	(15) MS 2018 Co., Ltd. (Property & Real Estate)
			2017–Present	Director	(16) VWP Co., Ltd. (Property & Real Estate)

Name / Position / Date of Appointment / Age / Family Relations / Legal Violation	Education / Director Certificate	(%) Number of Direct and Indirect Shareholding	Working Experience in Past 5 Years		
			Duration	Position	Name of Company / Type of Business
<b>3. Dr. Anan Sirimongkolkasem</b> Position • The authorized director • Chairman of Executive Committee • Member of Nomination Remuneration and Governance Committee • Senior Deputy Managing Director • Senior Vice President, Administration Department • Chief Financial Officer Appointed on January 27, 1992 Age 69 years Family Relations • Brother of Mr. Prasit Sirimongkolkasem none legal violation	- Faculty of Doctor of Medicine, Diplomat Thai Board of Ophthalmologist, Mahidol University - Directors Accreditation Program Batch 14/2004 - TLCA CFO CPD (Thai Listed Companies Association)	0.33	1992 –Present	Chairman of Executive Committee, Senior Vice President, Administration Department	(1) GFPT PCL. (Chicken Meat Products)
			1993 –Present	Chairman of Executive Committee and Deputy M.D.	(2) GP Breeding Co., Ltd. (Grandparent Chicken Farm)
			1991 –Present	Chairman of Executive Committee and Deputy M.D.	(3) Krungthai Farm Co., Ltd. (Hatchery Farm)
			1991 –Present	Chairman of Executive Committee and Deputy M.D.	(4) M.K.S. Farm Co., Ltd. (Broiler Farm)
			1991 –Present	Chairman of Executive Committee and Deputy M.D.	(5) GF Foods Co., Ltd. (Processed Chicken Food)
			1991 –Present	Chairman of Executive Director	(6) Krungthai Food PCL. (Feed Mill)
			1991 – Present	Director	(7) P.Charoenphan Feedmill Co., Ltd. (Feed Mill)
			1993 –Present	Director	(8) Mckey Food Services (Thailand) Ltd. (Frozen Processed Food)
			2008 –Present	Director	(9) GFPT Nichirei (Thailand) Co., Ltd. (Chicken Evisceration and Processed Chicken Food)
			1987 –Present	Director	(10) Vet pha Co., Ltd. (Pharmaceutical Trading)
			1991 –Present	Director	(11) P.Charoenphan Produce Co., Ltd. (Property & Real Estate)
			1998 –Present	President	(12) Thai Broiler Processing Exporters Association
			2000 –Present	Director	(13) The Federation of Thai Industries
			2000 –Present	Director	(14) Thai National Shippers' Council
			2016 –Present	Director	(15) Krung Thai Aqua-Culture Co., Ltd. (Shrimp and Fish Farm)
			1991 –2018	Director	(16) P.Vet Co., Ltd. (Animal Medicine)
			1993 –2018	Director	(17) Panalab Co., Ltd. (Agrochemical)



Name / Position / Date of Appointment / Age / Family Relations / Legal Violation	Education / Director Certificate	(% Number of Direct and Indirect Shareholding	Working Experience in Past 5 Years		
			Duration	Position	Name of Company / Type of Business
<b>4. Mrs. Somsiri Ingpochai</b> Position <ul style="list-style-type: none"> <li>• Director</li> <li>• Member of Executive Committee</li> </ul> Appointed on January 27, 1992 Age 73 years Family Relations <ul style="list-style-type: none"> <li>• Sister of Mr. Prasit Sirimongkolkasem</li> </ul> none legal violation	- Primary School - Directors Accreditation Program Batch 17/2004	0.20	1992 –Present	Director	(1) GFPT PCL. (Chicken Meat Products)
			1978 –Present	Director and Senior Vice President, Accounting & Finance Department	(2) Krungthai Food PCL. (Feed Mill)
			1978 –Present	Director	(3) Krungthai Farm Co., Ltd. (Hatchery Farm)
			1981 –Present	Director	(4) M.K.S. Farm Co., Ltd. (Broiler Farm)
			1982 –Present	Director	(5) GF Foods Co., Ltd. (Processed Chicken Food)
			1975 –Present	Director	(6) P.Charoenphan Feedmill Co., Ltd. (Feed Mill)
			1988 –Present	Director	(7) P.Charoenphan Produce Co., Ltd. (Property & Real Estate)
			2015 –Present	Director	(8) Minimax Venture Co., Ltd. (Consumer products)
			1975 –2018	Director	(9) P.Vet Co., Ltd. (Animal Medicine)
			1993 –2018	Director	(10) Panalab Co., Ltd. (Agrochemical)

Name / Position / Date of Appointment / Age / Family Relations / Legal Violation	Education / Director Certificate	(% ) Number of Direct and Indirect Shareholding	Working Experience in Past 5 Years		
			Duration	Position	Name of Company / Type of Business
5. Dr. Sathit Karanes Position <ul style="list-style-type: none"> <li>Independent Director</li> <li>Chairman of Audit Committee</li> <li>Chairman of Nomination Remuneration and Governance Committee</li> </ul> Appointed on June 25, 1988 Age 68 years Family Relations - none - none legal violation	- Faculty of Doctor of Medicine, Diplomate Thai Board of General Surgery, and Pediatric Surgery, Mahidol University - Directors Accreditation Program Batch 14/2004 - Audit Committee Program Batch 31/2010	-none-	1998 –Present  1988 –Present 2013 –Present	Independent Director and Chairman of Audit Committee  Instructor and Doctor  Director	(1) GFPT PCL. (Chicken Meat Products)  (2) Faculty of Medicine, Ramathibodi Hospital (Hospital)  (3) S.V.K. Family Mart Co., Ltd. (Retail)

Name / Position / Date of Appointment / Age / Family Relations / Legal Violation	Education / Director Certificate	(% ) Number of Direct and Indirect Shareholding	Working Experience in Past 5 Years		
			Duration	Position	Name of Company / Type of Business
<b>6. Mr. Paramet Hetrakul</b> Position <ul style="list-style-type: none"> <li>• Independent Director</li> <li>• Member of Audit Committee</li> <li>• Member of Nomination Remuneration and Governance Committee</li> </ul> Appointed on July 1, 2005 Age 57 years Family Relations - none - none legal violation	- MBA, University of Hartford, Connecticut, USA - Bachelor Degree in Accountancy, Chulalongkorn University - CFA, the Institute of Chartered Financial Analysts, Virginia, USA - Directors Accreditation Program Batch 43/2005	0.004	2005 –Present	Independent Director and Member of Audit Committee	(1) GFPT PCL. (Chicken Meat Products)
			Present	Director	(2) DN Broadcast Co., Ltd. (Digital TV)
			Present	Director	(3) Pra Choom Chang Co., Ltd. (Media Publishing)
			Present	Director	(4) Agri-Union Co., Ltd. (Agricultural)
			Present	Director	(5) Piyadamansion Co., Ltd. (Property Development)

Name / Position / Date of Appointment / Age / Family Relations / Legal Violation	Education / Director Certificate	(% Number of Direct and Indirect Shareholding	Working Experience in Past 5 Years		
			Duration	Position	Name of Company / Type of Business
<p>7. Mr. Thanathip Pichedvanichok</p> <p>Position</p> <ul style="list-style-type: none"> <li>• Independent Director</li> <li>• Member of Audit Committee</li> <li>• Member of Nomination Remuneration and Governance Committee</li> </ul> <p>Appointed on July 1, 2008</p> <p>Age 56 years</p> <p>Family Relations - none - none legal violation</p>	<ul style="list-style-type: none"> <li>- Law, LL. M. University of Pennsylvania, USA</li> <li>- Law, LL. M. Southern Methodist University, USA</li> <li>- Law, LL. B. Thammasat University</li> <li>- Directors Accreditation Program Batch 78/2009</li> </ul>	- none-	<p>2008 –Present</p> <p>2005 –Present</p>	<p>Independent Director and Member of Audit Committee</p> <p>Director</p>	<p>(1) GFPT PCL. (Chicken Meat Products)</p> <p>(2) Thanathip and Partners Law Consultant Co., Ltd. (Legal Consultant)</p>



Name / Position / Date of Appointment / Age / Family Relations / Legal Violation	Education / Director Certificate	(% ) Number of Direct and Indirect Shareholding	Working Experience in Past 5 Years		
			Duration	Position	Name of Company / Type of Business
<b>8. Ms. Wanee Sirimongkolkasem</b> Position <ul style="list-style-type: none"> <li>Director</li> </ul> Appointed on April 18, 2003 Age 63 years Family Relations <ul style="list-style-type: none"> <li>Sister of Mr. Prasit Sirimongkolkasem</li> </ul> none legal violation	- Bachelor Degree in Education, Srinakharinrajvirole University - Directors Accreditation Program Batch 17/2004	0.81	2003 –Present 1982 –Present 2015 –Present 1982 –2018 1993 –2018	Director Senior Vice President, Import and Chemicals Purchasing Department Director Director Director	(1) GFPT PCL. (Chicken Meat Products) (2) Krungthai Food PCL. (Feed Mill) (3) Minimax Venture Co., Ltd. (Consumer products) (4) P.Vet Co., Ltd. (Animal Medicine ) (5) Panalab Co., Ltd. (Agrochemical)

Name / Position / Date of Appointment / Age / Family Relations / Legal Violation	Education / Director Certificate	(% ) Number of Direct and Indirect Shareholding	Working Experience in Past 5 Years		
			Duration	Position	Name of Company / Type of Business
<b>9. Mr. Sujin Sirimongkolkasem</b> Position <ul style="list-style-type: none"> <li>• Director</li> <li>• Member of Nomination Remuneration and Governance Committee</li> <li>• Member of Risk Management Committee</li> <li>• Member of Executive Committee</li> <li>• Vice President, Live-Chicken Purchasing Department</li> </ul> Appointed on April 18, 2003 Age 50 years Family Relations <ul style="list-style-type: none"> <li>• Nephew of Mr. Prasit Sirimongkolkasem</li> </ul> none legal violation	<ul style="list-style-type: none"> <li>- Bachelor Degree in Economic, Boston University, USA</li> <li>- Directors Certification Program (DCP) Batch 33/2003</li> </ul>	4.77	2003 –Present	Director	(1) GFPT PCL. (Chicken Meat Products)
			2011 –Present	Vice President, Live-Chicken Purchasing Department	
			2015 –Present	Director	(2) Krungthai Food PCL. (Feed Mill)
			2004 –Present	Vice President, Marketing Department	
			2015 –Present	Director	(3) Krungthai Farm Co., Ltd. (Hatchery Farm)
			2015 –Present	Director	(4) M.K.S. Farm Co., Ltd. (Broiler Farm)
			2015 –Present	Director	(5) GF Foods Co., Ltd. (Processed Chicken Food)
			2015 –Present	Director	(6) GP Breeding Co., Ltd. (Grandparent Chicken Farm)
			2016 –Present	Director	(7) P.Charoenphan Feedmill Co., Ltd. (Feed Mill)
			2016 –Present	Director	(8) P.Charoenphan Im-Ex Farm Co., Ltd. (Swine Farm)
			2016 –Present	Director	(9) P.Charoenphan G.P. Farm Co., Ltd. (Grandparent Chicken Farm)
			2016 –Present	Director	(10) Krung Thai Aqua-Culture Co., Ltd. (Shrimp and Fish Farm)
			2016 –Present	Director	(11) P.Charoenphan Produce Co., Ltd. (Property & Real Estate)
			2016 –Present	Director	(12) M.K.S.Condo Town Co., Ltd. (Property & Real Estate)
			2016 –Present	Director	(13) Julchat Co., Ltd. (Property & Real Estate)
			2017–Present	Director	(14) MS 2018 Co., Ltd. (Property & Real Estate)
			2004 –2018	Director	(15) P.Vet Co., Ltd. (Animal Medicine)
			2004 –2018	Director	(16) Panalab Co., Ltd. (Agrochemical)

Name / Position / Date of Appointment / Age / Family Relations / Legal Violation	Education / Director Certificate	(% ) Number of Direct and Indirect Shareholding	Working Experience in Past 5 Years		
			Duration	Position	Name of Company / Type of Business
<b>10. Mrs. Pranee Parksook</b> Position <ul style="list-style-type: none"> <li>Member of Executive Committee</li> <li>Senior Vice President, Finance Department</li> </ul> Appointed on August 1, 2011 Age 67 years Family Relations <ul style="list-style-type: none"> <li>Sister of Mr. Prasit Sirimongkolkasem</li> </ul> none legal violation	- Bachelor Degree in Business Administration, Ramkhamhaeng University - Directors Accreditation Program Batch 17/2004	0.10	2011 –Present 1980 –Present 1980 –Present 1980 –Present 1981 –Present 1982 –Present 1988 –Present  2015 –Present 1980 –2018 1993 –2018	Senior Vice President, Finance Department Director Director Director Director Director Director  Director Director Director	(1) GFPT PCL. (Chicken Meat Products) (2) Krungthai Food PCL. (Feed Mill) (3) Krungthai Farm Co., Ltd. (Hatchery Farm) (4) P.Charoenphan Feedmill Co., Ltd. (Feed Mill) (5) M.K.S. Farm Co., Ltd. (Broiler Farm) (6) GF Foods Co., Ltd. (Processed Chicken Food) (7) P.Charoenphan Produce Co., Ltd. (Property & Real Estate) (8) Minimax Venture Co., Ltd. (Consumer products) (9) P.Vet Co., Ltd. (Animal Medicine) (10) Panalab Co., Ltd. (Agrochemical)

Name / Position / Date of Appointment / Age / Family Relations / Legal Violation	Education / Director Certificate	(% Number of Direct and Indirect Shareholding	Working Experience in Past 5 Years		
			Duration	Position	Name of Company / Type of Business
11. Mr. Kittichai Sirimongkolkasem Position <ul style="list-style-type: none"> <li>Vice President, Manufacturing and Marketing Department</li> <li>Member of Risk Management Committee Appointed on October 18, 2004 Age 51 years</li> </ul> Family Relations <ul style="list-style-type: none"> <li>Son of Mr. Prasit Sirimongkolkasem</li> </ul> none legal violation	<ul style="list-style-type: none"> <li>MBA, the University of La Verne, USA</li> <li>Bachelor Degree in INFO. Management, California State University, San Bernardino, USA</li> </ul>	2.98	2004 –Present  2016 –Present 2016 –Present 2016 –Present 2016 –Present 2016 –Present 2016 –Present	Vice President, Manufacturing and Marketing Department Director Director Director Director Director Director	(1) GFPT PCL. (Chicken Meat Products)  (2) P.Charoenphan Feedmill Co., Ltd. (Feed Mill) (3) P.Charoenphan Im-Ex Farm Co., Ltd. (Swine Farm) (4) P.Charoenphan G.P. Farm Co., Ltd. (Grandparent Chicken Farm) (5) Krung Thai Aqua-Culture Co., Ltd. (Shrimp and Fish Farm) (6) P.Charoenphan Produce Co., Ltd. (Property & Real Estate) (7) M.K.S.Condo Town Co., Ltd. (Property & Real Estate) (8) Julchat Co., Ltd. (Property & Real Estate)



Name / Position / Date of Appointment / Age / Family Relations / Legal Violation	Education / Director Certificate	(% ) Number of Direct and Indirect Shareholding	Working Experience in Past 5 Years		
			Duration	Position	Name of Company / Type of Business
<p>12. Ms. Wipawadee Sirimongkolkasem</p> <p>Position</p> <ul style="list-style-type: none"> <li>Vice President, Business Development Department</li> <li>Member of Risk Management Committee</li> </ul> <p>Appointed on February 23, 2015</p> <p>Age 54 years</p> <p>Family Relations</p> <ul style="list-style-type: none"> <li>Daughter of Mr. Prasit Sirimongkolkasem</li> </ul> <p>none legal violation</p>	<ul style="list-style-type: none"> <li>Executive Master of Business Administration (EMBA)</li> <li>SASIN Graduate Institute of Business Administration</li> <li>Master Degree in Public Administration, University of Southern California, USA</li> <li>Bachelor Degree in Political Science, Thammasat University</li> </ul>	2.98	<p>2015 – Present</p> <p>2015 – Present</p> <p>2016 – 2020</p>	<p>Vice President, Business Development Department</p> <p>Director</p> <p>Managing Director, Wellness Living</p>	<p>(1) GFPT PCL. (Chicken Meat Products)</p> <p>(2) Minimax Venture Co., Ltd. (Consumer products)</p> <p>(3) Dusit Thani PCL. (Tourism &amp; Leisure)</p>

Name / Position / Date of Appointment / Age / Family Relations / Legal Violation	Education / Director Certificate	(% Number of Direct and Indirect Shareholding	Working Experience in Past 5 Years		
			Duration	Position	Name of Company / Type of Business
13. Ms. Jutamas Ingpochai Position <ul style="list-style-type: none"> <li>Company Secretary (Appointed on October 16, 2008)</li> <li>Vice President, Investor Relations Department (Appointed on January 1, 2011)</li> <li>Member of Risk Management Committee Age 45 years</li> <li>Family Relations</li> <li>Daughter of Mrs. Somsiri Ingpochai none legal violation</li> </ul>	<ul style="list-style-type: none"> <li>Ph.D. in Business Administration, Bangkok University</li> <li>Master Degree in Business Administration, Boston University, USA</li> <li>Bachelor Degree in Business Administration, Pine Manor College, USA</li> <li>Director Certification Program(DCP), IOD Batch 248/2017</li> <li>Risk Corporate Leader (RCL), IOD Batch 5/2016</li> <li>Company Secretary Program Batch 29/2009</li> </ul>	0.40	2011 – Present 2008 – Present 2018 – Present 2013 – 2018 2014 – Present 2015 – Present	Vice President, Investor Relations Department Company Secretary Member of Risk Management Committee Member of Corporate Governance Committee Independent Director and Member of Audit Committee Director	(1) GFPT PCL. (Chicken Meat Products)  (2) Principal Capital PCL. (Hospital)  (3) Minimax Venture Co., Ltd. (Consumer products)

Remark: Duties and responsibilities of the company secretary as the details in Part 2 Corporate Governance, under "Corporate Governance Structure and Important Information about the Board of Directors, Sub-Committees, Executives, Employees and Others" section (7.6 Other Important Information)

Name / Position / Date of Appointment / Age / Family Relations / Legal Violation	Education / Director Certificate	(% Number of Direct and Indirect Shareholding	Working Experience in Past 5 Years		
			Duration	Position	Name of Company / Type of Business
<b>14. Mr. Thiti Wanachate</b> Position <ul style="list-style-type: none"> <li>Plant Director</li> </ul> Appointed on January 2, 2011 Age 64 years Family Relations - none - none legal violation	- Bachelor Degree in Business Administration, Han Chiang College, Malaysia	- none -	2011 – Present	Plant Director	(1) GFPT PCL (Chicken Meat Products)

Name / Position / Date of Appointment / Age / Family Relations / Legal Violation	Education / Director Certificate	(% ) Number of Direct and Indirect Shareholding	Working Experience in Past 5 Years		
			Duration	Position	Name of Company / Type of Business
15. Mr. Theerasak Piamsuphakphong Position <ul style="list-style-type: none"> <li>Internal Audit Director</li> </ul> Appointed on July 1, 2011 Age 55 years Family Relations - none - none legal violation	<ul style="list-style-type: none"> <li>Master Degree in Business Administration (MBA), Sripatum University</li> <li>Bachelor Degree in Art, Dhonburi Rajabhat University</li> </ul> Training courses: <ul style="list-style-type: none"> <li>How to develop a risk management plan: HRP, IOD Batch 10/2016</li> <li>Internal Audit Program: Prepared Course for Certified Internal Auditor (Pre-CIA), Faculty of Commerce and Accountancy, Chulalongkorn University, the Institute of Internal Auditors.</li> <li>Accountant and Internal Audit Operating, the Institute of Certified Accountants and auditors of Thailand</li> <li>Accounting Act, B.E. 2543 (2000), Department of Commercial Registration, Ministry of Commerce</li> <li>The Basic Law and the Rules Relating to Listed Companies, Thai Listed Companies Association</li> <li>The Management of Internal Audit to Catch up on Changes in the Business World, Faculty of Commerce and Accountancy, Chulalongkorn University</li> <li>Reading Financial Statement and Analysis when using IFRS for the first time, Securities Analysts Association.</li> </ul>	0.0001	2011 - present	Internal Audit Director	(1) GFPT PCL. (Chicken Meat Products)

Name / Position / Date of Appointment / Age / Family Relations / Legal Violation	Education / Director Certificate	(% Number of Direct and Indirect Shareholding	Working Experience in Past 5 Years		
			Duration	Position	Name of Company / Type of Business
	<ul style="list-style-type: none"><li>- Director Certification Program Class 278/2019, Thai Institute of Directors Association (IOD)</li><li>- Financial management strategies to recover organization and create growth in the New Normal, The Stock Exchange of Thailand</li><li>- Guidelines for preparation of financial reports for the companies that affected by Covid-19, The Stock Exchange of Thailand</li><li>- Personality, Speech Power, and Presentation for Sales Staff, Human Resource Development Center 2019</li><li>- Empower the business by financial managing professionally, The Stock Exchange of Thailand</li><li>- Business and Human Rights, The Stock Exchange of Thailand</li></ul>				



Name / Position / Date of Appointment / Age / Family Relations / Legal Violation	Education / Director Certificate	(% ) Number of Direct and Indirect Shareholding	Working Experience in Past 5 Years		
			Duration	Position	Name of Company / Type of Business
<b>16. Ms. Ratchaneekorn Pavitropk</b> Position <ul style="list-style-type: none"> <li>Senior Accounting Department Manager</li> <li><b>Chief Accountant</b> Appointed on July 1, 2011 Age 61 years Family Relations - none - none legal violation</li> </ul>	<ul style="list-style-type: none"> <li>Bachelor Degree in Business Administration, Program in Finance, Ramkhamhaeng University</li> <li>Bachelor Degree of Business Administration, Program in Accounting, Suan Dusit Rajabhat University</li> </ul> Training courses: <ul style="list-style-type: none"> <li>Accounting in the digital era</li> <li>Digital accounting software innovation accounting 4.0</li> <li>Update Auditing standards year 2017-2018 and lessons from a new licensed auditor report</li> <li>Insights into land, buildings, equipment, and borrowing costs</li> <li>The filing of financial statements with the accounting system to receive financial statements via electronic (E-Filing)</li> <li>Understanding TFRS for the benefit of securities analysis: study from information published at <a href="http://www.settrade.com">www.settrade.com</a></li> <li>Introducing: financial reporting standards - central financial instruments group no.2</li> <li>Summary of changes in Thai financial reporting standards</li> <li>Understanding TFRS about property, plant and equipment and various non-current assets.</li> </ul>	- none -	2011 - present	Senior Accounting Department	(1) GFPT PCL. (Chicken Meat Products)

Attachment 1: 2. The Summary of the Director or Executive of the Company, Subsidiaries and Associated Companies.

Name	The Company	Subsidiaries					Associated Companies	
	GFPT	KT	MKS	FKT	GP	GFF	McKey	GFN
1. Mr. Prasit Sirimongkolkasem	x	x	x	x	x	-	-	-
2. Mr. Virach Sirimongkolkasem	//	//	//	//	//	//	/	-
3. Dr. Anan Sirimongkolkasem	//	//	//	//	//	//	/	/
4. Mrs. Somsiri Ingpochai	/	//	/	/	-	/	-	-
5. Dr. Sathit Karanes	/	-	-	-	-	-	-	-
6. Mr. Paramet Hetrakul	/	-	-	-	-	-	-	-
7. Mr. Thanathip Pichedvanichok	/	-	-	-	-	-	-	-
8. Ms. Wannee Sirimongkolkasem	/	*	-	-	-	-	-	-
9. Mr. Sujin Sirimongkolkasem	//	//	/	/	/	/	-	-
10. Mrs. Pranee Parksook	*	/	/	/	-	/	-	-
11. Mr. Kittichai Sirimongkolkasem	*	-	-	-	-	-	-	-
12. Ms. Wipawadee Sirimongkolkasem	*	-	-	-	-	-	-	-
13. Ms. Jutamas Ingpochai	*	-	-	-	-	-	-	-
14. Mr. Thiti Wanachate	*	-	-	-	-	-	-	-
15. Mr. Theerasak Plamsuphakphong	*	-	-	-	-	-	-	-
16. Ms. Ratchaneekorn Pavitropk	*	-	-	-	-	-	-	-

Remark: X = Chairman // = Executive Director / = Director \* = Executive



GFPT Public Company Limited

## Attachment 2

Information of the subsidiary's  
directors



Attachment 2: Information of the subsidiary's directors


Name	Subsidiary Companies				
	KT	MKS	FKT	GP	GFF
1. Mr. Prasit Sirimongkolkasem	x	x	x	x	-
2. Mr. Virach Sirimongkolkasem	//	//	//	//	//
3. Dr. Anan Sirimongkolkasem	//	//	//	//	//
4. Mrs. Somsiri Ingpochai	//	/	/	-	/
5. Mr. Sujin Sirimongkolkasem	//	/	/	/	/
6. Mrs. Pranee Parksook	/	/	/	-	/
7. Mr. Kajorn Sirimongkolkasem	-	-	-	-	/
8. Mr. Jedsada Sirimongkolkasem	//	/	/	/	/
9. Ms. Papinya Sirimongkolkasem	//	-	-	-	-
10. Ms. Wiwanya Sirimongkolkasem	-	/	/	/	/
Remark:	X = Chairman	// = Executive Director	/ = Director		



GFPT Public Company Limited

## Attachment 3

Information of Internal  
Audit Director





## Attachment 3: Information of Internal Audit Director

Name / Position / Date of Appointment	Education / Seminar	Experience		
		Duration	Position	Name of company / Type of business
<b>Mr. Theerasak Piamsuphakphong</b> - The director of internal audit department since 1 July 2011	<ul style="list-style-type: none"> <li>- Master Degree in Business Administration (MBA), Sripatum University</li> <li>- Bachelor Degree in Art, Dhonburi Rajabhat University</li> </ul> Training courses: <ul style="list-style-type: none"> <li>- How to develop a risk management plan : HRP, IOD Batch 10/2016</li> <li>- Internal Audit Program: Prepared Course for Certified Internal Auditor (Pre - CIA), Faculty of Commerce and Accountancy, Chulalongkorn University, the Institute of Internal Auditors.</li> <li>- Accountant and Internal Audit Operating, the Institute of Certified Accountants and Auditors of Thailand.</li> <li>- Accounting Act, B.E. 2543 (2000), Department of Commercial Registration, Ministry of Commerce.</li> <li>- The Basic Law and The Rules Relating to Listed Companies, Thai Listed Companies Association.</li> <li>- The Management of Internal Audit to Catch up on Changes in The Business World, Faculty of Commerce and Accountancy Chulalongkorn University</li> <li>- Reading Financial Statement and Analysis when using IFRS for the first time, Securities Analysts Association.</li> </ul>	2011 - Present	- Internal Audit Director	GFPT PCL. (Chicken Meat Products)


Name / Position / Date of appointment	Education / Seminar	Experience		
		Duration	Position	Name of company / Type of business
	<ul style="list-style-type: none"> <li>- Director Certification Program Class 278/2019, Thai Institute of Directors Association (IOD)</li> <li>- Financial management strategies to recover organization and create growth in the New Normal, The Stock Exchange of Thailand</li> <li>- Guidelines for preparation of financial reports for the companies that affected by Covid-19, The Stock Exchange of Thailand</li> <li>- Personality, Speech Power, and Presentation for Sales Staff, Human Resource Development Center 2019</li> <li>- Empower the business by financial managing professionally, The Stock Exchange of Thailand</li> <li>- Business and Human Rights, The Stock Exchange of Thailand</li> </ul>			

Remark: Duties and responsibilities of the director of internal audit department as the details in Part 2 Corporate Governance, under "Corporate Governance Structure and Important Information about the Board of Directors, Sub-Committees, Executives, Employees and Others" section (7.6 Other Important Information)



Attachment 4

Assets for Business Operation  
and Details about the Property  
Appraiser



**Attachment 4: Assets for Business Operation and Details about the Property Appraiser.****Assets for Business Operation**

- 4.1 The characteristics of fixed assets of GFPT Public Company Limited (the “Company”) and its subsidiary companies that are used in business operations as of December 31, 2020 are as follows:

Type/Characteristic	Ownership	Value (MB.)	Obligation
<b>1. Land</b>			
<b>1.1 Land for factory:</b>			
- Chicken evisceration and processed food 4 plots, total area 46-3-85.25 Rai at Samutprakarn	the Company	151.88	Mortgaged 4 plots with financial institution THB 327 M
- Feed mill 24 plots, total area 295-3-174.10 Rai at Samutprakarn and Chonburi	Krungthai Food Public Company Limited, a subsidiary company	100.55	Mortgaged 13 plots with financial institution THB 675 M
<b>1.2 Land for chicken farm</b>			
- 13 plots, total area 822-3-78 Rai at Chonburi	the Company	43.23	Mortgaged 1 plots with financial institution THB 110 M
- 67 plots, total area 3,625-2-92 Rai at Chonburi	M.K.S. Farm Company Limited, a subsidiary company	149.85	Mortgaged 18 plots with financial institution THB 319 M
- 29 plots, total area 2,292-0-41 Rai at Chonburi	Krungthai Farm Company Limited, a subsidiary company	78.49	Mortgaged 28 plots with financial institution THB 80 M
- 4 plots, total area 1,824-0-76 Rai at Chonburi	GP Breeding Company Limited, a subsidiary company	60.00	No obligations
<b>2. Factory</b>			
<b>2.1 Factory to manufacture</b>			
- Chicken evisceration and processed food 1 place at Samutprakarn	the Company	384.62	Mortgaged with land
- Feed mill 2 places at Samutprakarn and Chonburi	Krungthai Food Public Company Limited, a subsidiary company	454.70	Mortgaged with land
- Chicken sausage and chicken Roll 1 place	the Company	40.89	Mortgaged with land
<b>2.2 Chicken and hatchery farm</b>			
- 206 houses, Chonburi	M.K.S. Farm Company Limited, a subsidiary company	1,518.01	No obligations
- 99 houses, Chonburi	Krungthai Farm Company Limited, a subsidiary company	550.95	Mortgaged with land
- 13 houses, Chonburi	GP Breeding Company Limited, a subsidiary company	246.06	No obligations
- 13 houses, Chonburi	Krungthai Food Public Company Limited, a subsidiary company	43.18	No obligations
<b>3. Machinery</b>			
<b>3.1 Machinery to manufacture</b>			
- Chicken evisceration and processed food 69 sets	the Company	235.46	No obligations
- 2 Feed mill factories 5 sets	Krungthai Food Public Company Limited, a subsidiary company	88.77	Mortgaged 4 sets value THB 100 M
- Chicken sausage and chicken roll 5 sets	GF Foods Company Limited, a subsidiary company	103.64	No obligations
<b>3.2 Machinery in chicken farms</b>			
- Hatchery equipment 43 sets, Chonburi	GP Breeding Company Limited, a subsidiary company	15.33	No obligations
- 252 sets, Chonburi	Krungthai Farm Company Limited, a subsidiary company	76.28	No obligations

Type/Characteristic	Ownership	Value (MB.)	Obligation
- Chicken raising equipment			
12 sets, Chonburi	GP Breeding Company Limited, a subsidiary company	3.06	No obligations
108 sets, Chonburi	Krungthai Farm Company Limited, a subsidiary company	12.78	No obligations
206 sets, Chonburi	M.K.S. Farm Company Limited, a subsidiary company	271.64	No obligations

In addition to the assets that legally owned by the Company and its subsidiary companies, as at 31 December 2020, the Company and its subsidiary companies also rent office building as its head office, distribution center, shipping agents, rent land for farming business and rent housing for employees from related persons as follows:

No.	Type	Lessor	Terms of lease		
			No. of years	Effective Date	End Date
1.	Office building	P. Charoen Phan Feedmill Company Limited	3	1 August 2018	31 July 2021
2.	Office building	M.K.S. Condo Town Company Limited	3	1 August 2018	31 July 2021
3.	Office building	M.K.S. Condo Town Company Limited	3	1 April 2018	31 March 2021
4.	Factory building	P. Charoenphan feedmill Company Limited	3	1 January 2019	31 December 2021
5.	Land	P. Charoenphan Produce Company Limited	20	1 August 2007	31 July 2027
6.	Land	P. Charoenphan G.P. Farm Company Limited	20	1 October 2003	30 September 2023
7.	Land and building	P. Charoenphan Produce Company Limited	3	1 August 2018	31 July 2021

Note : 1. The term of the rental agreements of office building, land and buildings are 3 years and renewable under certain conditions specified in the agreements.

2. The term of the rental agreements of land for housing and farm business are 20 years and renewable under certain conditions specified in the agreements. In the case, the agreements are not renewed, the lessee agrees that the buildings, equipment and building improvements on the rental land belong to the lessor.






GFPT Public Company Limited

## Attachment 5

Corporate Governance Policy and  
Practice and Business Ethics



## Attachment 5: Corporate Governance Policy and Practice and Business Ethics

The Company has disclosed “Corporate Governance Policy and Business Ethics”. Details as shown in the Company's website ([www.gfpt.co.th](http://www.gfpt.co.th)) under “Corporate Governance” section.

Corporate Governance Policy [https://www.gfpt.co.th/cg\\_policy.php](https://www.gfpt.co.th/cg_policy.php)

Business Ethics [https://www.gfpt.co.th/cg\\_ethics.php](https://www.gfpt.co.th/cg_ethics.php)



GFPT Public Company Limited

## Attachment 6

Report of the Audit Committee



**Attachment 6: Report of the Audit Committee****Report of the Audit Committee**

Dear Shareholders

The Audit Committee of GFPT Public Company Limited is composed of 3 independent directors. Each member of the Audit Committee is independent and knowledgeable in the field of finance, law, and management. The Audit Committee is composed of Dr. Sathit Karanes, who is nominated as the Chairman of Audit Committee, and Mr. Paramet Hetrakul and Mr. Thanathip Pichedvanichok as members of Audit Committee. The members of the Audit Committee have the right qualifications as defined by the regulations of the Audit Committee of the Stock Exchange of Thailand. More importantly, the Audit Committee is not appointed to protect the interests of directors or the major shareholders in particular.

As assigned by the Board of Directors, the Audit Committee's scope of work, duties and responsibilities are to review GFPT's consolidated and separate financial statements in compliance with the accounting policy and the regulations of the Stock Exchange of Thailand and other relevant laws. In addition, the Audit Committee is responsible for the accountability of internal control management and good corporate governance in the Company's operation and financial operation to ensure that the managements and the executive directors perform their duties with integrity and responsibility to the shareholders of the Company; and in compliance with the Company's policy.

In 2020, the Audit Committee held 4 meetings. The Audit Committee discussed with the management, the Internal Audit teams, and the Company's auditor regarding the relevant matters as set out below:

**1. A review of accuracy, completeness and credibility of the Company's financial statements**

In 2020, the Audit Committee reviewed the Quarterly and Year End financial statements of the Company, both the separate and consolidated basis, together with the auditors (internal and external auditors) and the management for integrity and propriety prior to proposing them to the Board of Directors for its approval. The review focused on material accounts, changes, adjustments, provisions, estimates as well as significant information disclosures to ensure that they were properly stated, clear, adequate, timely and meaningful for the shareholders and other users of the published financial statements. From the reviews conducted, the Audit Committee is of the opinion that the separate and consolidated financial statements reported to the SET and the public in the year 2020 were complete, accurate, and credible, and in compliance with generally accepted accounting principles of Thailand and that the Company properly disclosed its information in a timely manner to ensure that the financial statements were clear, adequate, and literally useful for the shareholders and other users.

**2. Connected transactions or transactions that may have conflict of interests.**

The Audit Committee had considered and commented regarding connected transactions or transactions that may have conflict of interests of the Company and its subsidiaries with caution, justification, and taking into account the

interests of the Company's stakeholders including providing adequate information disclosures under the rules set by the SET.

### **3. A review of internal control of the Company**

The Audit Committee, the external auditors, and the internal audit department of the Company have regularly reviewed the Company's internal control system, which are found to be fair, adequate, and effective as well as having an improved quality of auditing for human resources and audit procedures which are consistently in accordance with professional standards based on the Internal Auditor's report for the year 2020. Moreover, the Audit Committee visited the Company's actual operations in order to understand the process of the Company and provided valuable suggestions to improve the internal control system. The Audit Committee will report significant deficiencies as well as recommended solutions to the Board of Directors. This approach will encourage the management of the Company to provide adequate and effective internal controls for the management to achieve results with efficient operation, better Company's property maintenance, and personnel management. Moreover, the Audit Committee evaluated the effectiveness of the internal control, accounting and financial management, compliance, regulatory and safety, anti-corruption, and Information Technology as set by the Securities and Exchange Commission. There is no significant weakness or deficiencies, which is in consistent with the evaluation of the auditor. The Audit Committee has the opinion that the Company and its subsidiaries have appropriate, adequate, and efficient internal control system.

### **4. Compliance with the SEC and SET laws and regulations and other laws relevant to the Company's business**

The Company monitors, analyses, and reports changes in laws, rules, and regulations relevant to the Company, as well as ensures its compliance. The Audit Committee monitored and reviewed that the Company has complied with the relevant laws and regulations of the SEC and SET, as well as other laws related to the business of the Company. The Audit Committee has an opinion that the Company was in compliance with the relevant laws, rules, and regulations applicable to the Company and effective in 2020.

### **5. Overseeing Company internal audit function**

The Audit Committee oversaw the internal audit to ensure that the internal audit is effective and efficient to enable the maximum benefits to the Company and its shareholders. The Audit Committee reviewed the scope of work, obligations, and responsibilities of the Internal Audit Department and also reviewed and approved the annual internal audit plan of the Company and its subsidiaries. In the review, the Audit Committee considered the adequacy of internal audit staff, areas that are audited relating to the risks posed, as well as the independence of internal audit and the Audit Committee provided useful suggestions for continuous improvement. In addition, the Audit Committee also emphasized the role of the internal audit by to help promote the principle of operating in a system and in a preventative manner. Internal audit personnel have to keep pace with business changes and to make continuous self-improvement in order to keep up with the business direction of the organization.



## 6. Suitability of the external auditor

The Audit Committee considered the suitability of the external auditor by reference to its audit work quality, audit team competence and auditor independence in which independent feedback on the audit result and internal control environment was obtained. Moreover, the Audit Committee considered the scope and responsibilities of the external auditor including the appropriateness of the remuneration of the external auditors and compared it with other external auditors including the performance of the external auditors in previous accounting periods. In doing so, the Audit Committee proposed the external auditor from SAM NAK-NGAN A.M.C. Co., Ltd. to be the Company's auditor for the year 2021, as well as considered the appropriate auditor fee to the Board of Directors that will be proposed to the Annual General Shareholders' Meeting.

## 7. Self-assessment of the Audit Committee

The Audit Committee performed self-assessment based on the composition of the Audit Committee, meeting attendance, overall performance of the committee, and the relationship between the management and the external auditors according to the good practice of the Stock Exchange of Thailand and the Charter of the Audit Committee. The Audit Committee found that the scope and duties were in accordance to both practices which helped contribute to strengthen the Company's good corporate governance. The Audit Committee has the opinion that the Audit Committee has performed its duties and responsibilities as assigned by using of knowledge, capability, caution, and independent. There were no prohibition or obstacles in obtaining information from the management, employees, and related person. It was also deemed that the Audit Committee had provided useful comments and suggestions to all stakeholders.

In summary, the Audit Committee has the opinion that the Board of Directors and Executive Directors of the Company have good ethics and commitment to achieve the goals of the Company and are focused on operating in accordance with good corporate governance having an evident, reliable, and adequate internal control system. The financial report is also in accordance with generally accepted accounting standards, and the related regulations and laws.

Dr. Sathit Karanes

Chairman of Audit Committee

Mr. Paramet Hetrakul

Audit Committee

Mr. Thanathip Pichedvanichok

Audit Committee





# GRI Content Index

DISCLOSURE	DESCRIPTION	PAGE NUMBER
<b>GRI 102: GENERAL DISCLOSURES</b>		
<b>Organizational profile</b>		
GRI 102-1	Name of the organization	124
GRI 102-2	Activities, brands, products, and services	34
GRI 102-3	Location of headquarters	124
GRI 102-4	Location of operations	51
GRI 102-5	Ownership and legal form	56
GRI 102-6	Markets served	108, 116
GRI 102-7	Scale of the organization	100, 108, 124
GRI 102-8	Information on employees and other workers	100
GRI 102-9	Supply chain	36, 76
GRI 102-10	Significant changes to the organization and its supply chain	30
GRI 102-11	Precautionary Principle or approach	60
GRI 102-12	External initiatives	107
GRI 102-13	Membership of associations	107
<b>Strategy</b>		
GRI 102-14	Statement from senior decision-maker	23
GRI 102-15	Key impacts, risks, and opportunities	60
<b>Ethics and integrity</b>		
GRI 102-16	Values, principles, standards, and norms of behavior	28, 126
GRI 102-17	Mechanisms for advice and concerns about ethics	126
<b>Governance</b>		
GRI 102-18	Governance structure	126
<b>Stakeholder engagement</b>		
GRI 102-40	List of stakeholder groups	77
GRI 102-41	Collective bargaining agreements	100
GRI 102-42	Identifying and selecting stakeholders	75, 77
GRI 102-43	Approach to stakeholder engagement	77
GRI 102-44	Key topics and concerns raised	77, 80
<b>Reporting practice</b>		
GRI 102-45	Entities included in the consolidated financial statements	32
GRI 102-46	Defining report content and topic Boundaries	75, 77, 80
GRI 102-47	List of material topics	77, 80
GRI 102-50	Reporting period	25
GRI 102-51	Date of most recent report	25
GRI 102-52	Reporting cycle	25
GRI 102-53	Contact point for questions regarding the report	25
GRI 102-54	Claims of reporting in accordance with the GRI Standards	25
GRI 102-55	GRI content index	25, 302-304

DISCLOSURE	DESCRIPTION	PAGE NUMBER
<b>SPECIFIC STANDARDS DISCLOSURES</b>		
<b>Economic</b>		
<b>GRI 201: ECONOMIC PERFORMANCE</b>		
GRI 103-1, 2	Management Approach	108
GRI 201-1	Direct economic value generated and distributed	108
<b>GRI 205: ANTI-CORRUPTION</b>		
GRI 103-1, 2	Management Approach	132
GRI 205-2	Communication and training about anti-corruption policies and procedures	132
<b>Environmental</b>		
<b>GRI 302: ENERGY</b>		
GRI 103-1, 2	Management Approach	95-96
GRI 302-1	Energy consumption within the organization	95
GRI 302-4	Reduction of energy consumption	95-96
<b>GRI 303: WATER AND EFFLUENTS</b>		
GRI 103-1, 2	Management Approach	95, 97
GRI 303-1	Interactions with water as a shared resource	95
GRI 303-3	Water withdrawal	95, 97
<b>GRI 305: EMISSIONS</b>		
GRI 103-1, 2	Management Approach	96
GRI 305-7	Nitrogen oxides (NOX), sulfur oxides (SOX), and other significant air emissions	96
<b>GRI 306: EFFLUENTS AND WASTE</b>		
GRI 103-1, 2	Management Approach	97
GRI 306-1	Water discharge by quality and destination	97
GRI 306-2	Waste by type and disposal method	97
GRI 306-3	Significant spills	97
<b>Social</b>		
<b>GRI 401: EMPLOYMENT</b>		
GRI 103-1, 2	Management Approach	100
GRI 401-1	New employee hires and employee turnover	100
GRI 401-3	Parental leave	100
<b>GRI 403: OCCUPATIONAL HEALTH AND SAFETY</b>		
GRI 103-1, 2	Management Approach	101-103, 105
GRI 403-1	Occupational health and safety management system	102
GRI 403-5	Worker training on occupational health and safety	103, 105
GRI 403-9	Work-related injuries	101
<b>GRI 404: TRAINING AND EDUCATION</b>		
GRI 103-1, 2	Management Approach	105
GRI 404-1	Average hours of training per year per employee	105

DISCLOSURE	DESCRIPTION	PAGE NUMBER
<b>GRI 413: LOCAL COMMUNITIES</b>		
GRI 103-1, 2	Management Approach	106
GRI 413-1	Operations with local community engagement, impact assessments, and development programs	106
<b>GRI 414: SUPPLIER SOCIAL ASSESSMENT</b>		
GRI 103-1, 2	Management Approach	98, 107
GRI 414-1	New suppliers that were screened using social criteria	98, 107



# Definition

Unless otherwise specified in this document, following words have following meaning:

Words	Meaning
GFPT The Company	GFPT Public Company Limited
KT	Krungthai Food Public Company Limited
GP	GP Breeding Company Limited
FKT	Krungthai Farm Company Limited
MKS	M.K.S. Farm Company Limited
GFF	GF Foods Company Limited
McKey	McKey Food Services (Thailand) Limited
GFN	GFPT Nichirei (Thailand) Company Limited
Subsidiary Companies Subsidiaries	1. Krungthai Food Public Company Limited (KT) 2. GP Breeding Company Limited (GP) 3. Krungthai Farm Company Limited (FKT) 4. M.K.S. Farm Company Limited (MKS) 5. GF Foods Company Limited (GFF)
Associated Companies Joint Ventures (JV)	1. McKey Food Services (Thailand) Limited (McKey) 2. GFPT Nichirei (Thailand) Company Limited (GFN)
GFPT Group The Group We	GFPT Public Company Limited and subsidiary companies
BOD	The Board of Directors
AC	The Audit Committee
NRGC	The Nomination Remuneration and Governance Committee
RMC	The Risk Management Committee
EC	The Executive Committee
Related Persons	Directors, shareholders, and related persons with directors and shareholders







**GFPT Public Company Limited**

Registration No. 0107537001471



312 Rama 2 Rd, Bangmod, Jomthong, Bangkok 10150, Thailand

Tel : 0-2473-8000 Fax : 0-2473-8398

[www.gfpt.co.th](http://www.gfpt.co.th)